

Series 803 Mighty Mouse 1/4 Turn Bayonet Coupling Bulkhead Feed-Thru Connector

803-010 Ordering Information



Series 803 Bulkhead Feed-Thru provides a separable connection on both sides of a mounting panel. Features quarter turn bayonet coupling. Jam-nut, rear panel mount or elliptical flange front or rear panel mount shell styles. Non removable, gold plated contacts available in pin-pin, pin-socket and socket-socket contact styles. Shell available in aluminum or stainless steel.

How To Order							
Sample Part Number	803-010	-07	M	6-7	P	P	N
Series	803-010 = Bulkhead Feed-thru						
Shell Style (See Table I)	-02 = Flange Mount -07 = Jam-Nut						
Shell Material and Finish	C = Aluminum / Black Anodize (Non-Conductive); RoHS Compliant M = Aluminum / Electroless Nickel; RoHS Compliant MT = Aluminum / Nickel-PTFE RoHS Compliant NF = Aluminum / Cadmium with Olive Drab Chromate ZNU = Aluminum / Zinc-Nickel with Black Chromate Z1 = Stainless Steel / Passivated; RoHS Compliant						
Shell Size - Insert Arrangement	See page F-2 for contact arrangements						
Contact Type, Jam-Nut Side	P = Pin S = Socket						
Contact Type, Opposite Side	P = Pin S = Socket						
Polarization (See Table II)	N = Normal X = Pos. X Y = Pos. Y Z = Pos. Z						

Table I: Shell Style

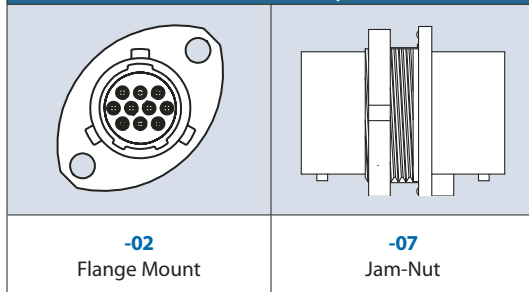
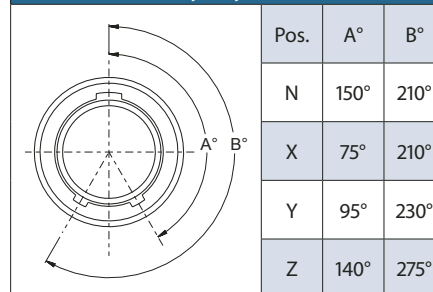


Table II: Keyway Polarization



Pos.	A°	B°
N	150°	210°
X	75°	210°
Y	95°	230°
Z	140°	275°

NOTES

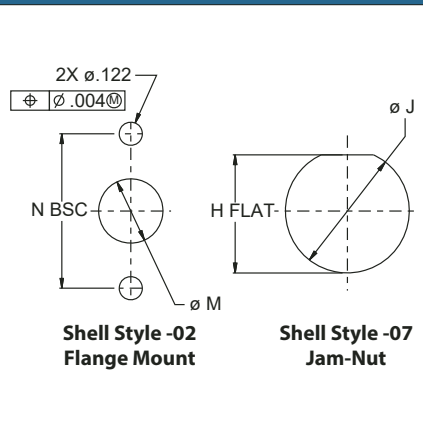
- For additional insert arrangements consult factory
- Contacts are nonremovable
- Connector mates with all bayonet plug connectors with same polarization and opposite contact gender

Material and Finish

- Shell, jam-nut: aluminum alloy or CRES / see how to order table
- Insulator: LCP or epoxy
- Interfacial seals: fluorosilicone/N.A.
- Contact: copper alloy / gold plate per ASTM B 488, Type II, Code C, Class 1.25, over a suitable underplate

Panel Cut-Out Dimensions

Shell Size	Ø M	N Bsc.	H Flat ± .002 (.05)	Ø B +.005 (+ 0.13) -.000 (-.00)
5	.382 (9.70)	.513 (13.03)	.355 (9.02)	.380 (9.65)
6	.445 (11.30)	.598 (15.19)	.415 (10.54)	.442 (11.23)
7	.520 (13.21)	.708 (17.98)	.541 (13.74)	.577 (14.66) .567 (14.40)
8	.592 (15.04)	.964 (24.49)	.601 (15.27)	.630 (16.00)
9	.645 (16.38)	1.017 (25.83)	.601 (15.27)	.630 (16.00)
10	.726 (18.44)	1.101 (27.97)	.729 (18.52)	.755 (19.18)
12	.832 (21.13)	1.204 (30.58)	.850 (21.59)	.880 (22.35)
14	.950 (24.13)	1.280 (32.51)	1.031 (26.19)	1.067 (27.10)



Shell Style -02
Flange Mount

Shell Style -07
Jam-Nut

Dimensions in Inches (millimeters) are subject to change without notice.

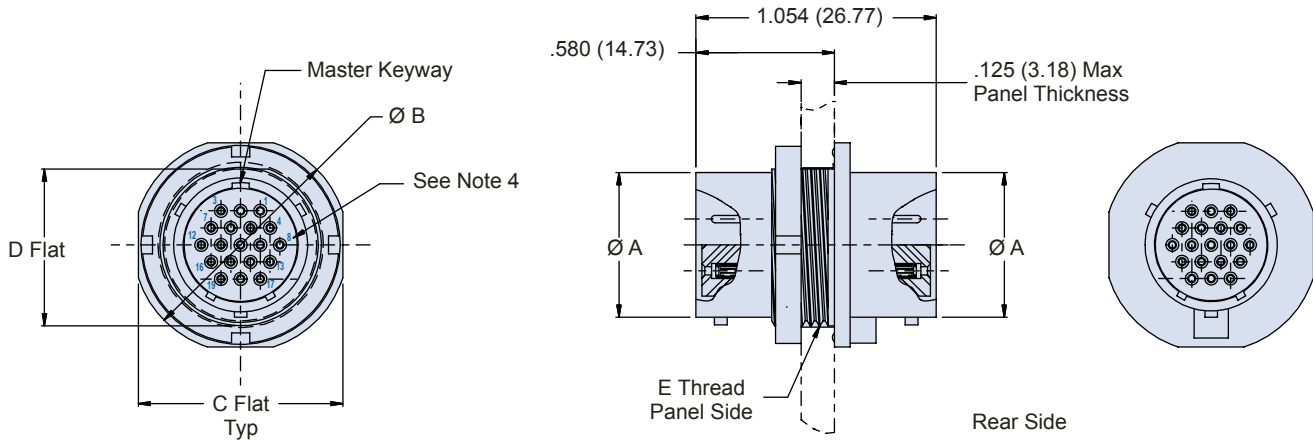
Series 803 Mighty Mouse ¼ Turn Bayonet Coupling Bulkhead Feed-Thru Connector

803-010-07 and 803-010-02 Dimensions



Series 803

Jam-nut rear panel mount feed-thru - shell style 07



Flange mount front or rear panel mount feed-thru - shell style 02

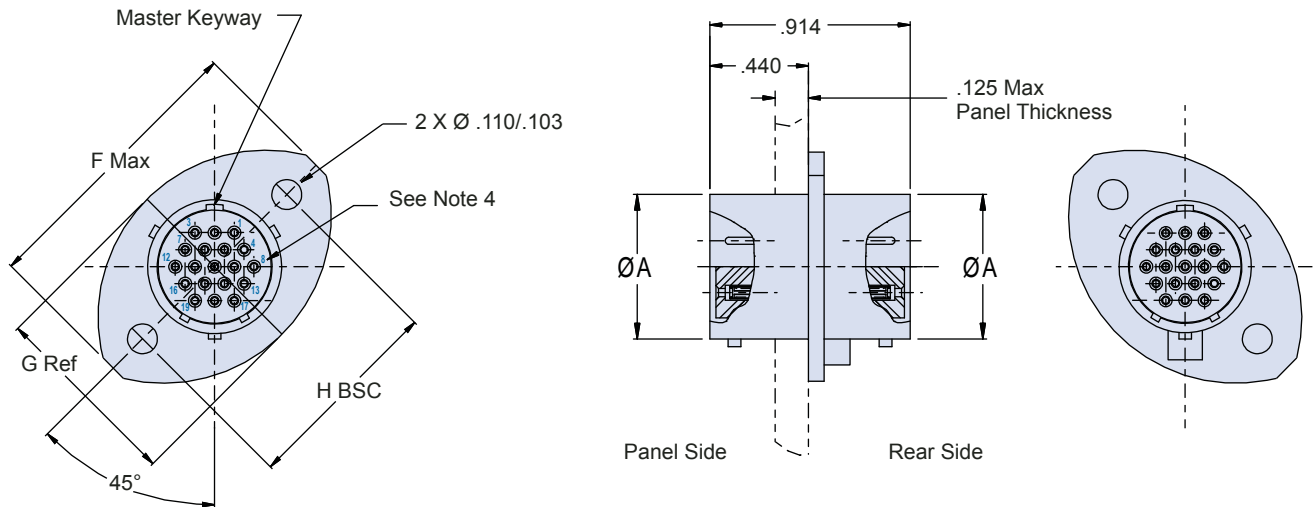


Table I: Dimensions

Shell Size	Ø A	Ø B	C Flat	D Flat	E Thread	F Max	G Ref	H Bsc	J Flat +.004 (.010) -.000 (0.25)	Ø K ±.005 (.02)
5	0.300 (7.62)	0.575 (14.60)	0.545 (13.84)	0.350 (8.89)	.3750-32 UNEF-2A	0.703 (17.86)	0.460 (11.68)	0.513 (13.03)	0.353 (8.97)	0.382 (9.70)
6	0.362 (9.19)	0.635 (16.13)	0.595 (15.11)	0.410 (10.41)	.4375-28 UNEF-2A	0.788 (20.02)	0.522 (13.26)	0.598 (15.19)	0.413 (10.49)	0.445 (11.30)
7	0.436 (11.07)	0.755 (19.18)	0.723 (18.36)	0.536 (13.61)	.5625-32 UN-2A	0.890 (22.61)	0.590 (14.99)	0.708 (17.98)	0.539 (13.69)	0.572 (14.53)
8	0.508 (12.90)	0.755 (19.18)	0.723 (18.36)	0.534 (13.56)	.5625-32 UN-2A	1.154 (29.31)	0.668 (16.97)	0.964 (24.49)	0.539 (13.69)	0.583 (14.81)
9	0.561 (14.25)	0.830 (21.08)	0.790 (20.07)	0.596 (15.14)	.6250-28 UN-2A	1.207 (30.66)	0.721 (18.31)	1.017 (25.83)	0.599 (15.21)	0.643 (16.33)
10	0.635 (16.13)	0.890 (22.61)	0.855 (21.72)	0.663 (16.84)	.6875-28 UN-2A	1.291 (32.79)	0.795 (20.19)	1.101 (27.97)	0.669 (16.99)	0.720 (18.29)
12	0.714 (18.14)	1.078 (27.38)	1.044 (26.52)	0.845 (21.46)	.875-28 UN-2A	1.394 (35.41)	0.874 (22.20)	1.204 (30.58)	0.848 (21.54)	0.885 (22.48)
14	0.865 (21.97)	1.264 (32.11)	1.230 (31.24)	1.022 (25.96)	1.0625-20 UN-2A	1.545 (39.24)	1.050 (26.67)	1.280 (32.51)	1.029 (26.14)	1.072 (27.23)
15	0.925 (23.50)	1.325 (33.65)	1.290 (32.77)	1.096 (27.84)	1.125-28 UN-2A	1.630 (41.40)	1.150 (29.21)	1.370 (34.80)	1.099 (27.91)	1.135 (28.83)

Dimensions in Inches (millimeters) are subject to change without notice.

Mouser Electronics

Authorized Distributor

Click to View Pricing, Inventory, Delivery & Lifecycle Information:

[Glenair:](#)

[803-010-07M6-7SPN](#)