



Series 800 Mighty Mouse UN Mating Thread Inline and Panel Mount Receptacles 800-010 and 800-011 Ordering Information



In-Line



Square Flange



Rear Panel Jam Nut

Integral Band Platform for direct attachment of a cable shield using a Band-Master™ ATS strap. Install a boot, or overmold onto the band platform. An accessory thread is available for attaching strain reliefs and backshells.

Three Shell Options: Jam nut with o-ring for rear panel mounting, square flange or in-line receptacle for free-hanging cables.

C

How To Order						
Sample Part Number	800-011	-01	M	6-7	P	N
Series (See Table I)	800-010 = With Banding Platform 800-011 = With Accessory Thread					
Shell Style (See Table II)	-01 = In-Line -02 = Square Flange for Front or Rear Mounting -07 = Jam Nut for Rear Panel Mounting (See Jam Nut Panel Cutout Dimensions Page C-3)					
Shell Material and Finish	C = Aluminum / Black Anodize (Non-Conductive) RoHS Compliant M = Aluminum / Electroless Nickel RoHS Compliant NF = Aluminum / Cadmium with Olive Drab Chromate ZNU = Aluminum / Zinc-Nickel with Black Chromate MT = Aluminum / Nickel-PTFE RoHS Compliant Z1 = Stainless Steel / Passivated RoHS Compliant					
Shell Size - Insert Arrangement	See Contact Arrangements page C-2					
Contact Type	Connector supplied with crimp contacts P = Pin S = Socket		Connector supplied without contacts A = Pin Connector B = Socket Connector		Connector supplied with 30 AWG crimp contacts G = Pin H = Socket	
Shell Key Position (See Table III)	N = Normal X = Pos. X Y = Pos. Y Z = Pos. Z					

Table I: Series	
800-010 Receptacle with Banding Platform	800-011 Receptacle with Accessory Thread

Table II: Shell Style		
-01 In-Line	-02 Square Flange or Rear Mounting	-07 Jam Nut for Rear Panel Mounting

Dimensions in Inches (millimeters) are subject to change without notice.



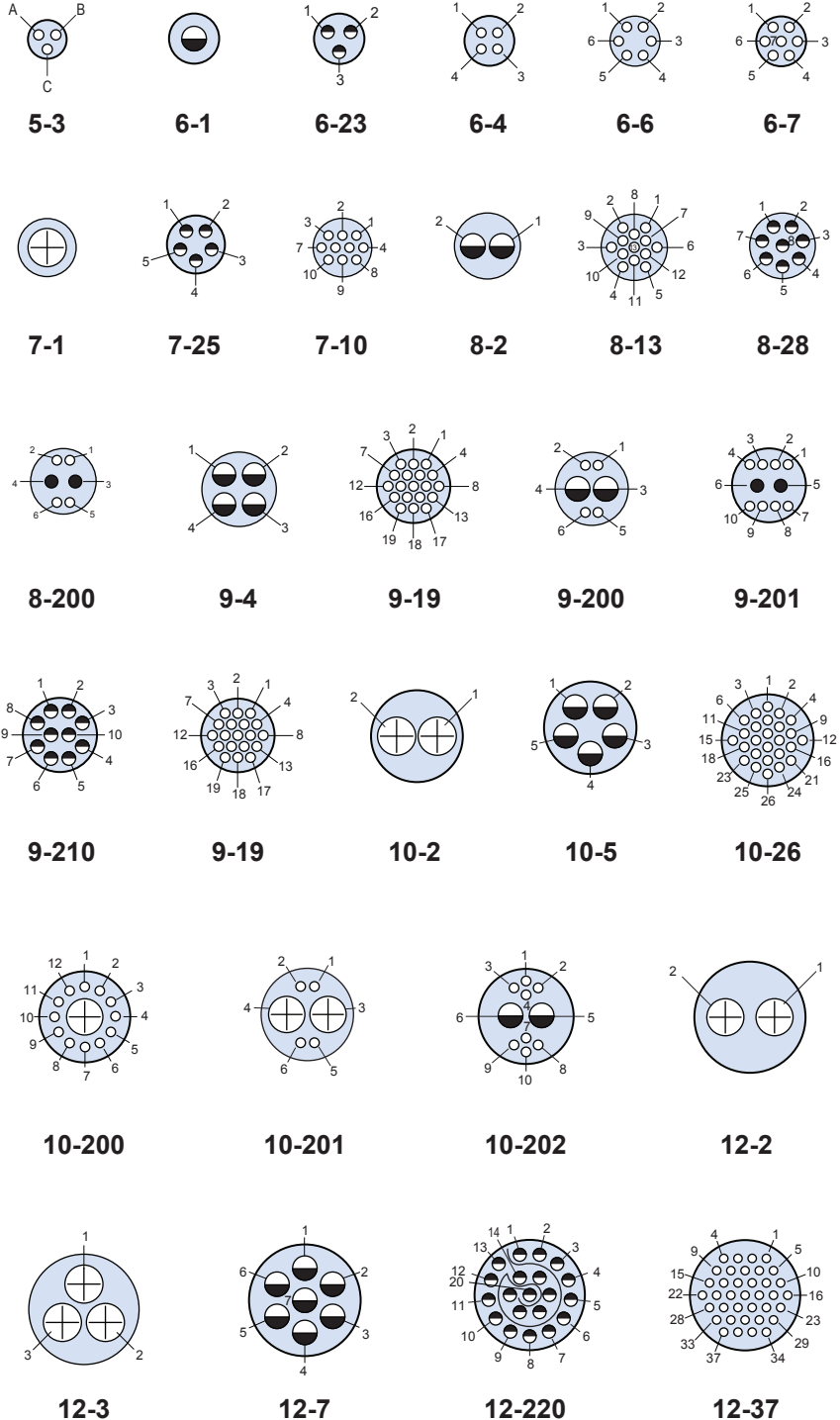
Series 800 Mighty Mouse with UN Mating Thread Contact Arrangements, Keyway Positions and Jam Nut Panel Cutout Dimensions

C

Contact Arrangements					
Contact Arr.	No. of Contacts				
	#23	#20	#20HD	#16	#12*
5-3	3				
6-1				1	
6-23			3		
6-4	4				
6-6	6				
6-7	7				
7-1					1
7-25			5		
7-10	10				
8-2				2	
8-13	13				
8-28			8		
8-200	4	2			
9-4				4	
9-210			10		
9-19	19				
9-200	4			2	
9-201	8	2			
10-2					2
10-5				5	
10-26	26				
10-200	12				1
10-201	4				2
10-202	8			2	
12-2					2
12-3					3
12-7				7	
12-220			20		
12-37	37				
12-200	6				2
12-201	10				2
12-202	20				
12-203	12				
12-204	12				2
12-205	4				4

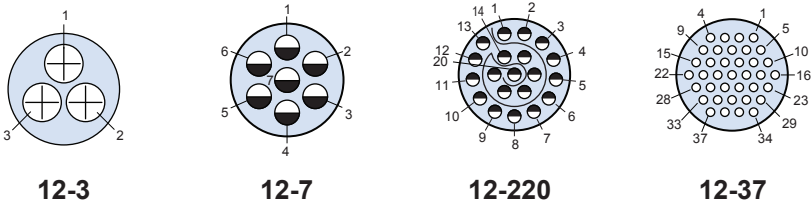
*Arrangements with #12 contacts available with keyed Twinax contacts. Use mode code -688

Mating Face View of Pin Connector (socket connector numbers are reversed)



Contact Legend

#23◐ #20HD◐ #20● #16◑ #12⊕



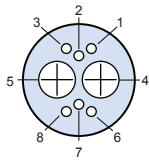
Dimensions in Inches (millimeters) are subject to change without notice.

Series 800 Mighty Mouse with UN Mating Thread Contact Arrangements, Keyway Positions and Jam Nut Panel Cutout Dimensions

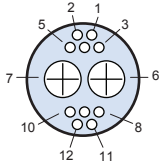


Series 800

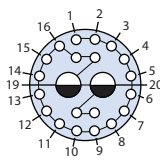
Mating Face View of Pin Connector (socket connector numbers are reversed)



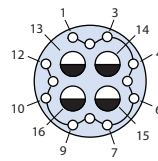
12-200



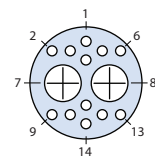
12-201



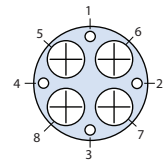
12-202



12-203



12-204



12-205

					Series 800 Key Positions	
Shell Size	N	X	Y	Z		
5	150°	140°	130°	120°		
6						
7						
8						
9						
10						
12						
<p>Shell size 5 and 6: master key is located at top dead center for normal (N) position.</p> <p>Shell size 7 thru 12: master key is rotated 90° from TDC for normal position.</p>					<p>Shell Size 5 and 6 Key Position</p> <p>Shell Size 7 thru 12 Key Position</p>	

C

Jam Nut Panel Cut Out					
Shell Size	Ø M		N Flat		
	in	mm	in	mm	
5	.318	8.08	.302/.298	7.67/7.56	
6	.386	9.80	.365/.361	9.27/9.17	
7	.449	11.40	.429/.424	10.90/10.77	
8	.510	12.95	.486/.482	12.34/12.24	
9	.574	14.58	.543/.539	13.79/13.69	
10	.635	16.13	.617/.613	15.67/15.57	
12	.760	19.30	.725/.721	18.41/18.31	

Dimensions in Inches (millimeters) are subject to change without notice.

Mouser Electronics

Authorized Distributor

Click to View Pricing, Inventory, Delivery & Lifecycle Information:

Glenair:

[800-011-02M8-13SN](#) [800-010-01C7-10SN](#) [800-010-01M12-37PN](#) [800-010-01M12-37SN](#) [800-010-01M6-4SN](#) [800-010-01M6-7SN](#) [800-010-01M9-19PN](#) [800-010-01M9-19SN](#) [800-010-01NF6-4SN](#) [800-010-01Z16-7SN](#) [800-010-02M12-37SN](#) [800-010-02M5-3PN](#) [800-010-02M6-4SN](#) [800-010-02M8-13PN](#) [800-010-02M9-19PN](#) [800-011-07M6-7SN](#) [800-011-07Z17-10SX](#) [800-010-01M5-3SN](#) [800-010-01M5-3SZ](#) [800-010-07NF7-10SN](#) [800-010-07ZNU7-10SZ](#) [800-011-07C6-7SN](#) [800-011-07NF12-3PN](#) [800-011-07NF7-10PN](#) [800-010-02M9-19SN](#) [800-010-02Z16-4SN](#) [800-010-02Z16-7PN](#) [800-010-02Z16-7SN](#) [800-010-07M10-26SN](#) [800-010-07M12-37PN](#) [800-010-07M12-37SN](#) [800-010-07M5-3SN](#) [800-010-07M6-4PN](#) [800-010-07M6-7PN](#) [800-010-07M6-7SN](#) [800-010-07M7-10PN](#) [800-010-07M7-10SN](#) [800-010-07M9-19PN](#) [800-010-07M9-19SN](#) [800-010-07NF6-7PN](#) [800-010-07NF6-7SN](#) [800-010-07NF9-19SN](#) [800-010-07Z16-4PN](#) [800-010-07Z16-4SN](#) [800-010-07Z16-7PN](#) [800-011-02M10-26PN](#) [800-011-02M12-37PN](#) [800-011-02M12-37SN](#) [800-011-02M5-3PN](#) [800-011-02M6-4PN](#) [800-011-02M9-19SN](#) [800-011-02NF6-7SN](#) [800-011-02Z16-4PN](#) [800-011-07M12-37PN](#) [800-011-07M5-3SN](#) [800-011-07M6-4PN](#) [800-011-07M6-4SN](#) [800-011-07M6-7PN](#) [800-011-07M7-10PN](#) [800-011-07M7-10SN](#) [800-011-07M8-13PN](#) [800-011-07M9-19SN](#) [800-011-07NF12-37SN](#) [800-011-07NF6-7SN](#) [800-010-01M10-26PN](#) [800-010-01M10-26SN](#) [800-010-01M6-4PN](#) [800-010-01M6-4SY](#) [800-010-01M6-4SZ](#) [800-010-01M7-10SN](#) [800-010-01M8-13PN](#) [800-010-01M8-13SN](#) [800-010-01NF6-4PN](#) [800-010-02M5-3SN](#) [800-010-02M7-10PN](#) [800-010-02M8-13SN](#) [800-010-07M10-26PN](#) [800-010-07M8-13PN](#) [800-010-07Z16-7SN](#) [800-011-01M10-26PN](#) [800-011-01M10-26SN](#) [800-011-01M12-2PN](#) [800-011-01M12-2SN](#) [800-011-01M12-37SN](#) [800-011-01M5-3SN](#) [800-011-01M6-1PN](#) [800-011-01M6-4PN](#) [800-011-01M7-10PN](#) [800-011-01M7-1PN](#) [800-011-01M7-1SN](#) [800-011-01M8-13PN](#) [800-011-01M8-13SN](#) [800-011-01M9-4PN](#) [800-011-01NF6-7PN](#) [800-011-02M10-26SN](#) [800-011-02M5-3SN](#) [800-011-02M8-13PN](#) [800-011-02NF6-7PN](#) [800-011-07M5-3PN](#) [800-011-07M8-13SN](#)