



Power supply connector; without ground contact; with snap-in mounting feet; N-L; 2-pole

Item No.: 294-5012



Power supply connector; without ground contact; with snap-in mounting feet; N-L; 2-pole

Marking

RoHS ✓
Compliant

Business data

Supplier	WAGO
Item no.	294-5012
GTIN / EAN	4050821020752
Content	1
Order amount	1,000
Customer item number	

Notes

Item description: External connection of solid, stranded and fine-stranded conductors Universal conductor termination (AWG, metric) Third contact at bottom Strain relief plate can be retrofitted

Technical data



Miscellaneous

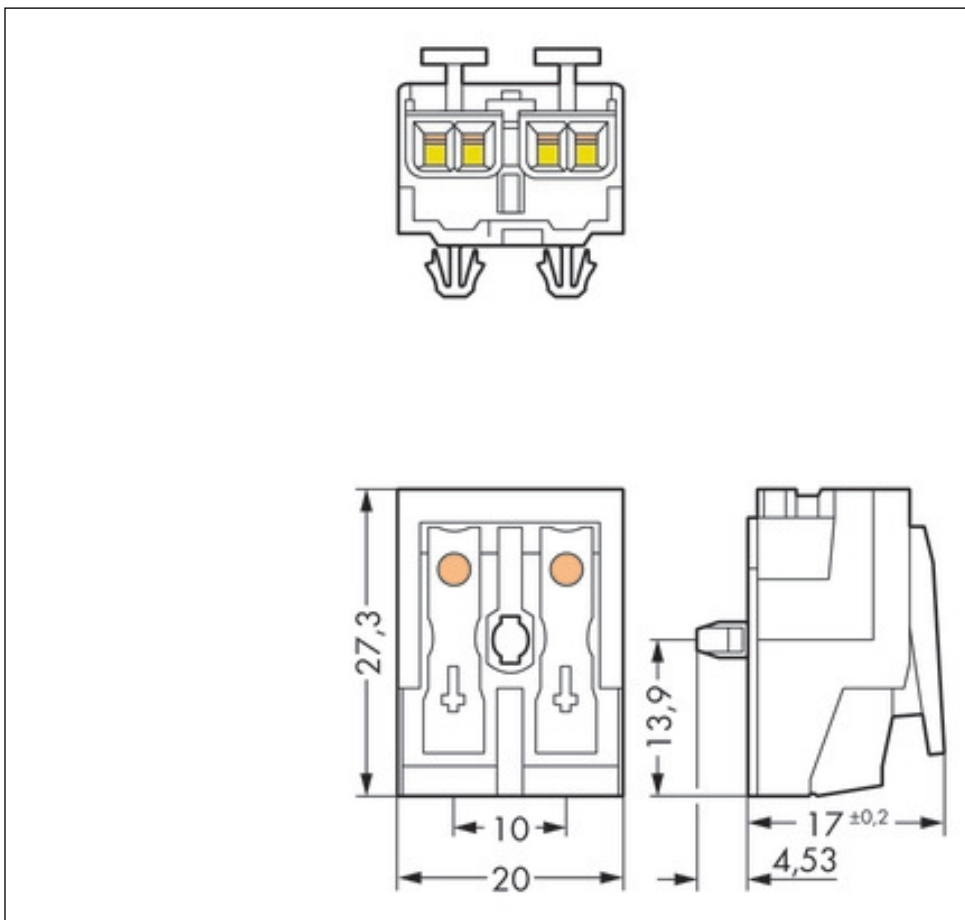
No. of poles	2
Total number of connection points	10
Total number of potentials	2
Color	white

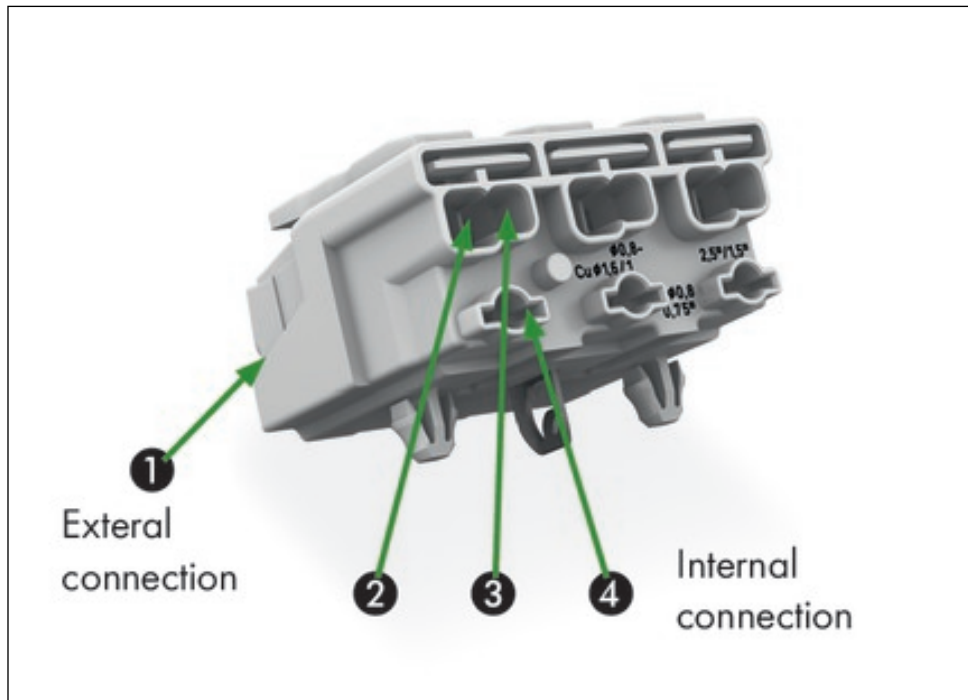
Technical data	
<i>Ratings per</i>	<i>IEC/EN 60998-1</i>
<i>Ratings note</i>	<i>Connection points</i>
<i>Rated voltage (II / 2) [V]</i>	<i>500 [V]</i>
<i>Rated impulse voltage (II / 2) [kV]</i>	<i>4 [kV]</i>
<i>Rated current [A]</i>	<i>24 [A]</i>
<i>Ratings according to 2</i>	<i>IEC/EN 60998-2-2</i>
<i>Ratings note 2</i>	<i>Connection points</i>
<i>Rated voltage (II / 2) 2 [V]</i>	<i>500 [V]</i>
<i>Rated impulse voltage (II / 2) 2 [kV]</i>	<i>4 [kV]</i>
<i>Rated current (2) [A]</i>	<i>24 [A]</i>
<i>Rated current (3) [A]</i>	<i>16 [A]</i>
<i>Number of connection objects</i>	<i>4</i>
<i>Connector 1</i>	<i>External 1</i>
<i>Connection technology</i>	<i>Push-in CAGE CLAMP®</i>
<i>Number of connection points connector</i>	<i>2</i>
<i>Actuation type</i>	<i>Operating tool</i>
<i>Connectable conductor materials</i>	<i>Copper</i>
<i>Solid conductor</i>	<i>0.5 ... 2.5 mm² / 18 ... 12 AWG</i>
<i>Solid conductor, push-in termination</i>	<i>0.5 ... 2.5 mm² / 18 ... 12 AWG</i>
<i>Stranded conductor</i>	<i>0.5 ... 2.5 mm² / 18 ... 14 AWG</i>
<i>Fine-stranded conductor</i>	<i>0.5 ... 2.5 mm² / 18 ... 14 AWG</i>
<i>Fine-stranded conductor with ferrule with plastic collar</i>	<i>0.5 ... 1.5 mm² / 18 ... 16 AWG</i>
<i>Fine-stranded conductor with ferrule without plastic collar</i>	<i>0.5 ... 1.5 mm² / 18 ... 16 AWG</i>
<i>Fine-stranded conductor with ferrule, push-in termination fr</i>	<i>0.5 mm² / 18 AWG</i>
<i>Strip length</i>	<i>8 ... 9 mm / 0.31 ... 0.35 Inch</i>
<i>Connector 2</i>	<i>Internal 2</i>
<i>Connection technology 2</i>	<i>PUSH WIRE®</i>
<i>Number of connection points connector (2)</i>	<i>1</i>
<i>Solid conductor 2</i>	<i>0.5 ... 2.5 mm² / 18 ... 14 AWG</i>
<i>Fine-stranded conductor with ferrule with plastic collar 2</i>	<i>0.5 ... 1 mm² / 18 ... 16 AWG</i>
<i>Strip length 2</i>	<i>8 ... 9 mm / 0.31 ... 0.35 Inch</i>
<i>Connector 3</i>	<i>Internal 3</i>
<i>Number of connection points connector 3</i>	<i>1</i>

Technical data	
<i>Solid conductor 3</i>	<i>0.5 ... 1.5 mm² / 18 ... 16 AWG</i>
<i>Fine-stranded conductor with ferrule with plastic collar 3</i>	<i>0.5 ... 0.75 mm² / 18 AWG</i>
<i>Connector 4</i>	<i>Internal 4</i>
<i>Number of connection points connector 4</i>	<i>1</i>
<i>Solid conductor 4</i>	<i>0.5 ... 0.75 mm² / 18 AWG</i>
<i>Type of wiring</i>	<i>Side-entry wiring</i>
<i>Material group</i>	<i>IIIa</i>
<i>Insulating material</i>	<i>Polycarbonate (PC)</i>
<i>Temperature stability</i>	<i>Relative Temperature Index (RTI): 120 °C</i>
<i>Flammability class per UL94</i>	<i>V0</i>
<i>Clamping spring material</i>	<i>Chrome-nickel spring steel (CrNi)</i>
<i>Contact material</i>	<i>Electrolytic copper (Ecu)</i>
<i>Contact plating</i>	<i>Tin-plated</i>
<i>Fire load [MJ]</i>	<i>0.129 [MJ]</i>
<i>Weight [g]</i>	<i>6.36 [g]</i>
<i>Width</i>	<i>20 mm / 0.787 Inch</i>
<i>Height from the surface</i>	<i>17 mm / 0.669 Inch</i>
<i>Depth</i>	<i>27.3 mm / 1.075 Inch</i>
<i>Pin spacing from [mm]</i>	<i>10 [mm]</i>
<i>Pin spacing up to [in]</i>	<i>0.394 [in]</i>
<i>Mounting type</i>	<i>Snap-in mounting foot</i>
<i>Marking</i>	<i>N-L</i>

Images & drawings







Address

WAGO Kontakttechnik GmbH & Co. KG

Hansastr. 27

32423 Minden

Telefon: 0571/887-0

Fax: 0571/887-169

<http://www.wago.com>

© WAGO Kontakttechnik GmbH & Co. KG

Technische Änderungen und Irrtümer vorbehalten.