

# **HLMP-P106/P156**

# **HLMP-Q102/Q152/Q106/Q156**

## **Subminiature High-Performance Red LED Lamps**

---

### **Description**

#### **Flat Top Package**

The Broadcom<sup>®</sup> HLMP-Pxxx Series flat-top lamps use an untinted, non-diffused, truncated lens to provide a wide radiation pattern that is necessary for use in backlighting applications. The flat-top lamps are also ideal for use as emitters in light pipe applications.

#### **Dome Packages**

The HLMP-Qxxx Series dome lamps, for use as indicators, use a tinted, diffused lens to provide a wide viewing angle with high on-off contrast ratio. High-brightness lamps use an untinted, nondiffused lens to provide a high luminous intensity within a narrow radiation pattern.

#### **Lead Configurations**

All of these devices are made by encapsulating LED chips on axial lead frames to form molded epoxy subminiature lamp packages. A variety of package configuration options are available. These include special surface-mount lead configurations, gull wing, yoke lead, or Z-bend. Right-angle lead bends at 2.54 mm (0.100 in.) and 5.08 mm (0.200 in.) center spacing are available for through-hole mounting. For additional information, refer to the *Standard SMT and Through-Hole Lead Bend Options for Subminiature LED Lamps Data Sheet*.

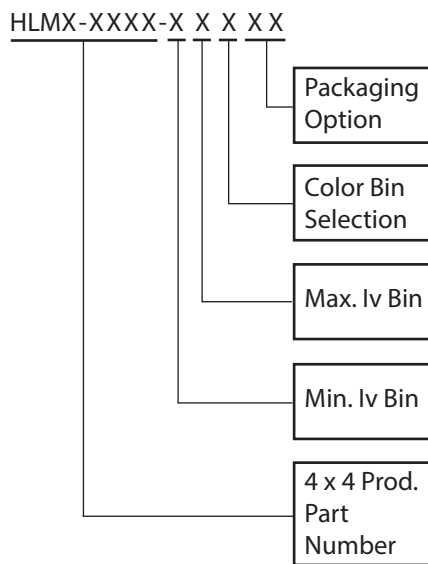
### **Features**

- Subminiature flat-top package
- Ideal for backlighting and light piping applications
- Subminiature dome package
  - Diffused dome for wide viewing angle
  - Non-diffused dome for high brightness
- Wide range of drive currents 500 mA to 50 mA
- Ideal for space-limited applications
- Axial leads
- Available with lead configurations for surface-mount and through-hole PC board mounting

## Device Selection Guide

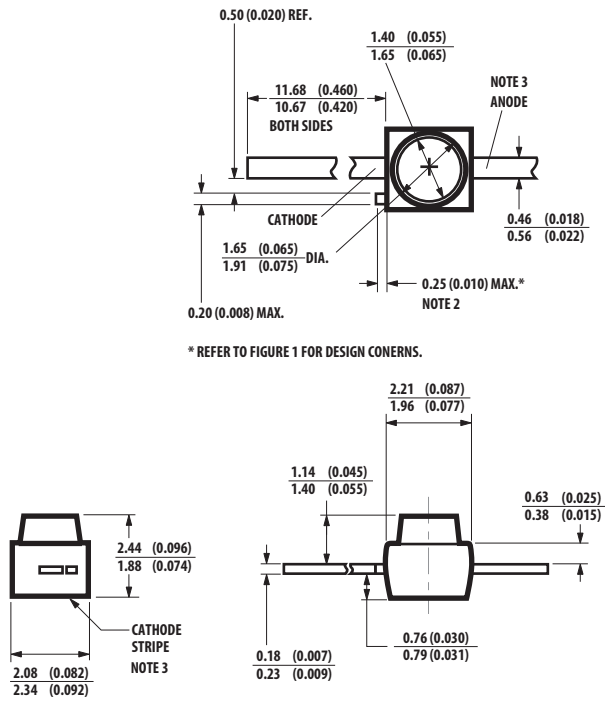
Package Description	Viewing Angle $2\theta_{1/2}$	Deep Red Rd = 630 nm	Typical Iv $I_F = 500 \mu A$	Typical Iv $I_F = 20 \text{ mA}$	Package Outline
Domed, Diffused Tinted, Standard Current	35	HLMP-Q102	—	—	B
Domed, Diffused Tinted, Low Current	35	HLMP-Q152	2	—	B
Domed, Nondiffused Untinted, Standard Current	15	HLMP-Q106	—	—	B
Domed, Nondiffused Untinted, Low Current	15	HLMP-Q156	7	—	B
Flat Top, Nondiffused Untinted Standard Current	75	HLMP-P106	—	—	A
Flat Top, Nondiffused Untinted, Low Current	75	HLMP-P156	2	—	A

## Ordering Information

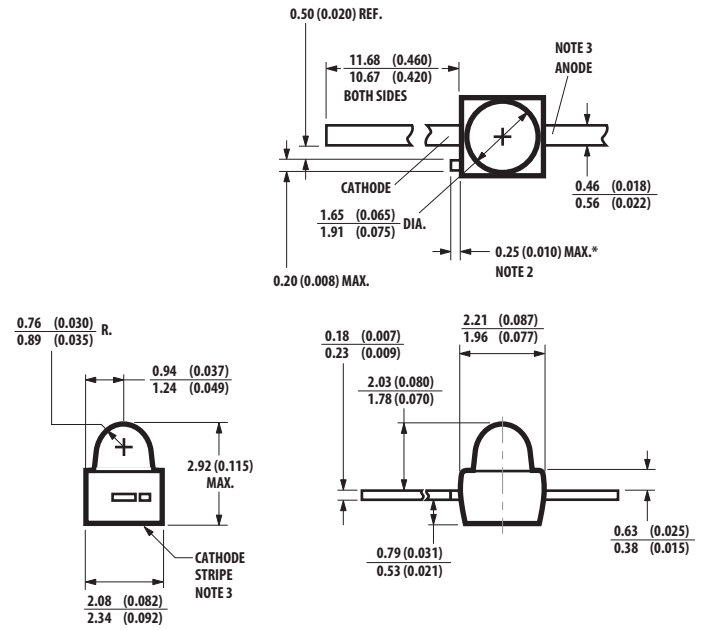


# Package Dimensions

## A) Flat-Top Lamps




## B) Diffused and Nondiffused Dome Lamps

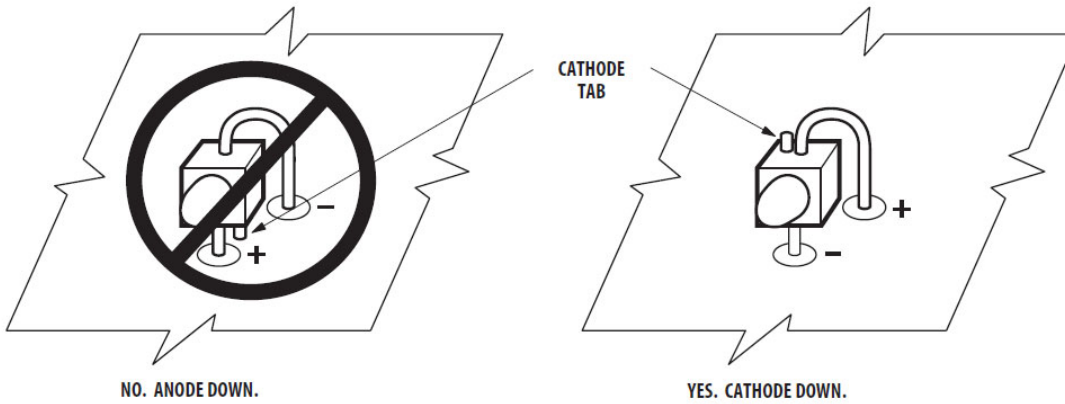


**NOTE:** All dimensions are in millimeters (inches).

Figure 1: Proper Right-Angle Mounting to a PC Board to Prevent Protruding Cathode Tab from Shorting to Anode Connection



### Package Mounting



Proper right angle mounting to a PC board to prevent protruding cathode tab from shorting to anode connection.

## Absolute Maximum Ratings at $T_A = 25^\circ\text{C}$

Parameters	Value
DC Forward Current <sup>a</sup>	50 mA
Peak Forward Current <sup>b</sup>	300 mA
Average Forward Current <sup>b, c</sup>	30 mA
Transient Forward Current (10 ms Pulse) <sup>d</sup>	500 mA
Power Dissipation	100 mW <sup>e</sup>
Reverse Voltage	5V
Junction Temperature	110°C
Operating Temperature	-55°C to +100°C
Storage Temperature	-55°C to +100°C
Lead Soldering Temperature (1.6 mm [0.063 in.] from body)	260°C for 5 seconds
Reflow Soldering Temperature	260°C for 20 seconds

- a. Derate linearly as shown in [Figure 6](#).
- b. See [Figure 7](#) to establish pulsed operating conditions.
- c. Maximum IAVG at f = 1 kHz, DF = 10%.
- d. The transient peak current is the maximum non-recurring peak current the device can withstand without damaging the LED die and wire bonds. It is not recommended that the device be operated at peak currents above the Absolute Maximum Peak Forward Current.
- e. 120 mW for HLMP-P156-HK0xx and HLMP-Q106-VX0xx.

## Optical Characteristics at $T_A = 25^\circ\text{C}$

Part Number	Luminous Intensity $I_v$ (mcd) at 20 mA <sup>a</sup>		Total Flux Peak $\phi_v$ (mIn) at 20 mA <sup>b</sup>	Peak Wavelength $\lambda_{\text{peak}}$ (nm)	Color, Dominant Wavelength $\lambda_d$ <sup>c</sup> (nm)	Viewing Angle $2\theta^{1/2}$ Degrees <sup>d</sup>	Luminous Efficacy $\eta_v$ <sup>e</sup> (lm/w)
	Min.	Typ.	Typ.	Typ.	Typ.	Typ.	
HLMP-Q106-R00xx	100	400	280	640	630	15	85
HLMP-Q102-N00xx	25	100	—	640	630	35	85
HLMP-Q106-VX0xx	630	—	—	640	630	15	—
HLMP-P106-Q00xx	63	130	280	640	630	75	85

- The luminous intensity,  $I_v$ , is measured at the mechanical axis of the lamp package. The actual peak of the spatial radiation pattern may not be aligned with this axis.
- $\phi_v$  is the total luminous flux output as measured with an integrating sphere.
- The dominant wavelength,  $\lambda_d$ , is derived from the CIE Chromaticity Diagram and represents the color of the device.
- $\theta^{1/2}$  is the off-axis angle where the luminous intensity is 1/2 the peak intensity.
- Radiant intensity,  $I_r$ , in watts/steradian, may be calculated from the equation  $I_r = I_v/\eta_v$ , where  $I_v$  is the luminous intensity in candelas and  $\eta_v$  is the luminous efficacy in lumens/watt.

## Optical Characteristics at $T_A = 25^\circ\text{C}$

Part Number (Low Current)	Luminous Intensity $I_v$ (mcd) at 0.5 mA <sup>a</sup>		Total Flux Peak $\phi_v$ (mIn) at 0.5 mA <sup>b</sup>	Peak Wavelength $\lambda_{\text{peak}}$ (nm)	Color, Dominant Wavelength $\lambda_d$ <sup>c</sup> (nm)	Viewing Angle $2\theta^{1/2}$ Degrees <sup>d</sup>	Luminous Efficacy $\eta_v$ <sup>e</sup> (lm/w)
	Min.	Typ.	Typ.	Typ.	Typ.	Typ.	
HLMP-Q156-H00xx	2.5	7	10.5	640	630	15	85
HLMP-Q152-G00xx	1.6	2	—	640	630	35	85
HLMP-P156-EG0xx	0.63	2	10.5	640	630	75	85
HLMP-P156-HK0xx	2.5	—	—	640	630	75	—

- The luminous intensity,  $I_v$ , is measured at the mechanical axis of the lamp package. The actual peak of the spatial radiation pattern may not be aligned with this axis.
- $\phi_v$  is the total luminous flux output as measured with an integrating sphere.
- The dominant wavelength,  $\lambda_d$ , is derived from the CIE Chromaticity Diagram and represents the color of the device.
- $\theta^{1/2}$  is the off-axis angle where the luminous intensity is  $1/2$  the peak intensity.
- Radiant intensity,  $I_r$ , in watts/steradian, may be calculated from the equation  $I_r = I_v/\eta_v$ , where  $I_v$  is the luminous intensity in candelas and  $\eta_v$  is the luminous efficacy in lumens/watt.

## Electrical Characteristics at $T_A = 25^\circ\text{C}$

Part Number	Forward Voltage $V_F$ (Volts) at $I_F = 20\text{ mA}$		Reverse Breakdown $V_R$ (Volts) at $I_R = 100\ \mu\text{A}$		Capacitance $C$ (pF) $V_F = 0$ , $f = 1\text{ MHz}$	Thermal Resistance $R_{\theta\text{J-PIN}}$ ( $^\circ\text{C/W}$ )	Speed of Response $\tau_s$ (ns) Time Constant $e^{-t/\tau_s}$
	Typ.	Max.	Min.	Typ.	Typ.		Typ.
HLMP-Q106	2.0	2.4	5	25	20	170	45
HLMP-Q106-VX0xx	2.0	2.6	5	25	—	170	—
HLMP-Q102	2.0	2.4	5	25	20	170	45
HLMP-P106	2.0	2.4	5	25	20	170	45

## Electrical Characteristics at $T_A = 25^\circ\text{C}$

Part Number (Low Current)	Forward Voltage $V_F$ (Volts) at $I_F = 0.5\text{ mA}$		Reverse Breakdown $V_R$ (Volts) at $I_R = 100\ \mu\text{A}$		Capacitance $C$ (pF) $V_F = 0$ , $f = 1\text{ MHz}$	Thermal Resistance $R_{\theta\text{J-PIN}}$ ( $^\circ\text{C/W}$ )	Speed of Response $\tau_s$ (ns) Time Constant $e^{-t/\tau_s}$
	Typ.	Max.	Min.	Typ.	Typ.		Typ.
HLMP-Q156	1.7	1.9	5	25	20	170	45
HLMP-Q152	1.7	1.9	5	25	20	170	45
HLMP-P156	1.7	1.9	5	25	20	170	45
HLMP-P156-HK0xx	1.7	1.9	5	25	—	170	—

Figure 2: Relative Intensity vs. Wavelength

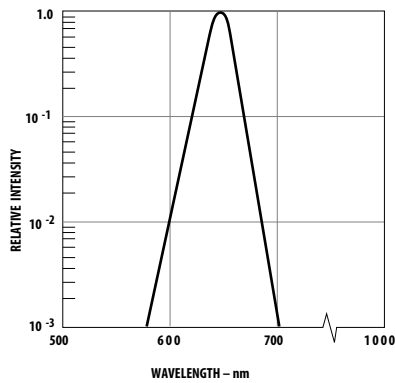


Figure 3: Forward Current vs. Forward Voltage

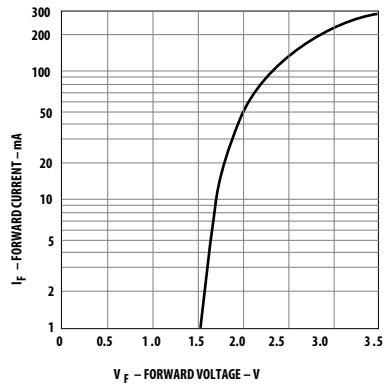


Figure 4: Relative Luminous Intensity vs. DC Forward Current

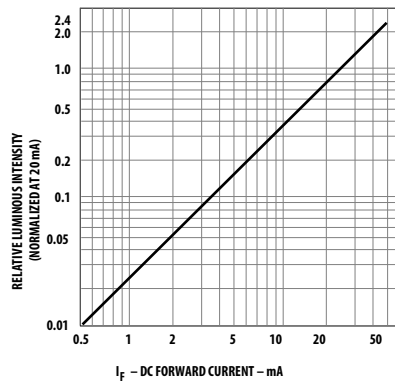


Figure 5: Relative Efficiency vs. Peak Forward Current

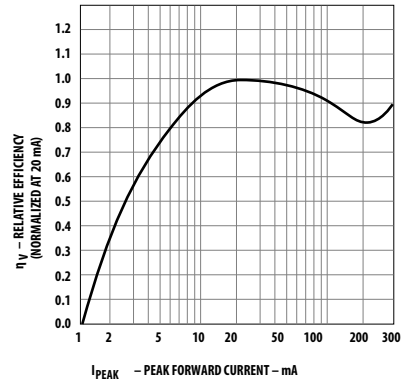


Figure 6: Maximum Forward DC Current vs. Ambient Temperature. Derating based on T<sub>J</sub>MAX = 110°C.

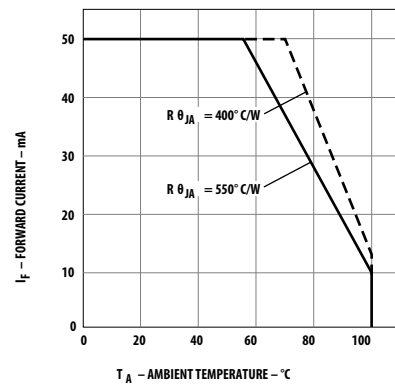


Figure 7: Maximum Average Current vs. Peak Forward Current

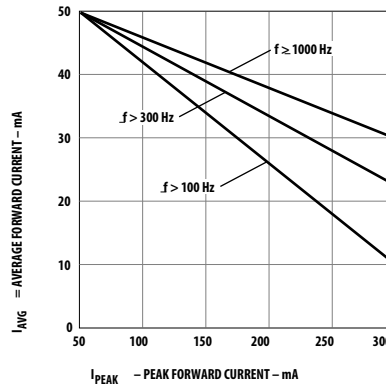




Figure 8: HLMP-Q106/-Q156

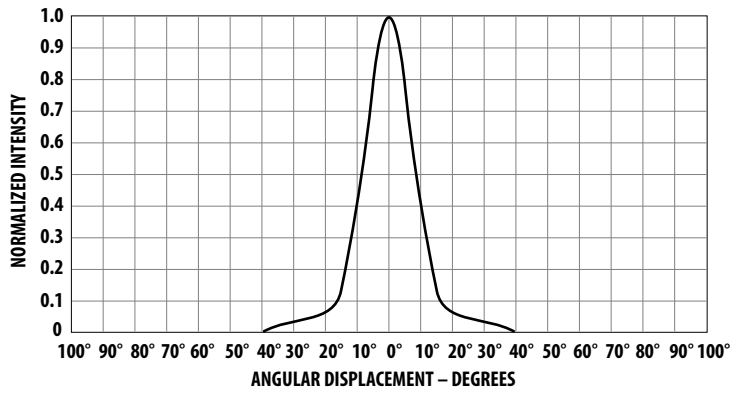


Figure 9: HLMP-Q102/-Q152

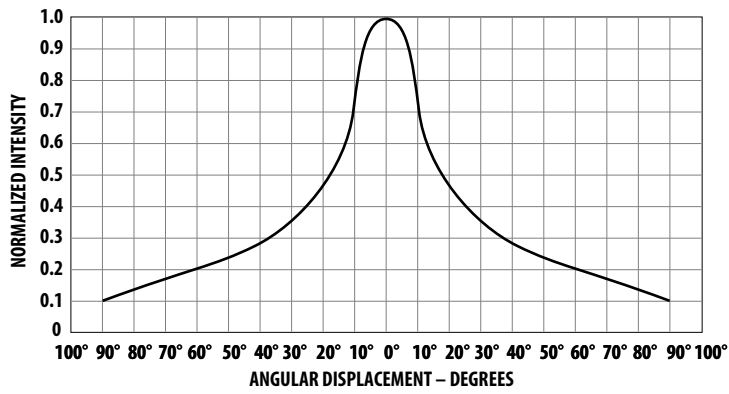
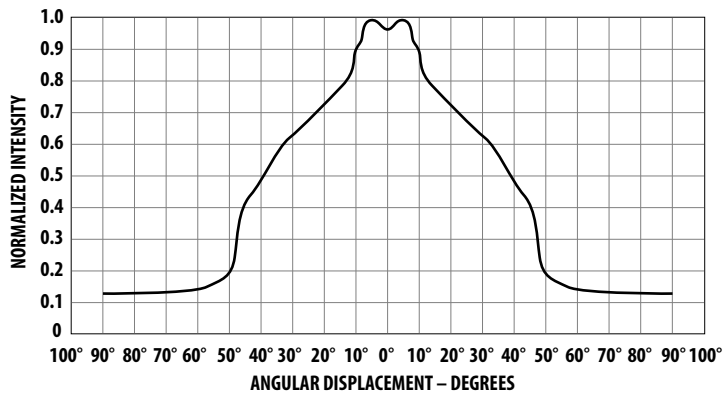


Figure 10: HLMP-P106/-P156



## Intensity Bin Limits

Bin	Min.	Max.
E	0.63	1.25
F	1.00	2.00
G	1.60	3.20
H	2.50	5.00
J	4.00	8.00
K	6.30	12.50
L	10.00	20.00
M	16.00	32.00
N	25.00	50.00
P	40.00	80.00
Q	63.00	125.00
R	100.00	200.00
S	160.00	320.00
T	250.00	500.00
U	400.00	800.00
V	630.00	1250.00
W	1000.00	2000.00
X	1600.00	3200.00
Y	2500.00	5000.00

## Color Bin Limits

Package	Bin	Min.	Max.
Red	0	Full Distribution	

## Mechanical Option

<b>00</b>	<b>Straight Leads, Bulk Packaging, Quantity of 500 Parts</b>
11	Gull Wing Leads, 12-mm Tape on 7-in. Diameter Reel, 1500 Parts per Reel
12	Gull Wing Lead, Bulk Packaging, Quantity of 500 Parts
14	Gull Wing Leads, 12-mm Tape on 13-in. Dia. Reel, 6000 Parts per Reel
21	Yoke Leads, 12-mm Tape on 7-in. Dia. Reel, 1500 Parts per Reel
22	Yoke Leads, Bulk Packaging, Quantity of 500 Parts
24	Yoke Leads, 12-mm Tape on 13-in. Dia. Reel, 6000 Parts per Reel
31	Z-Bend Leads, 12-mm Tape on 7-in. Dia. Reel, 1500 Parts per Reel
32	Z-Bend Leads, Bulk Packaging, Quantity of 500 Parts
34	Z-Bend Leads, 12-mm Tape on 13-in. Dia. Reel, 6000 Parts per Reel

**NOTE:** All categories are established for classification of products. Products may not be available in all categories. Contact your local Broadcom representative for further clarification and information.

Broadcom, the pulse logo, Connecting everything, Avago Technologies, Avago, and the A logo are among the trademarks of Broadcom and/or its affiliates in the United States, certain other countries, and/or the EU.

Copyright © 2012–2018 Broadcom. All Rights Reserved.

The term “Broadcom” refers to Broadcom Inc. and/or its subsidiaries. For more information, please visit [www.broadcom.com](http://www.broadcom.com).

Broadcom reserves the right to make changes without further notice to any products or data herein to improve reliability, function, or design. Information furnished by Broadcom is believed to be accurate and reliable. However, Broadcom does not assume any liability arising out of the application or use of this information, nor the application or use of any product or circuit described herein, neither does it convey any license under its patent rights nor the rights of others.



# Mouser Electronics

Authorized Distributor

Click to View Pricing, Inventory, Delivery & Lifecycle Information:

## Broadcom Limited:

[HLMP-P106](#) [HLMP-Q106](#) [HLMP-Q106-R0011](#) [HLMP-Q106-R0021](#) [HLMP-Q106-TU011](#) [HLMP-Q152-G0011](#)  
[HLMP-Q156-H0011](#) [HLMP-Q156-H0021](#) [HLMP-Q156-H0031](#) [HLMP-Q156](#)