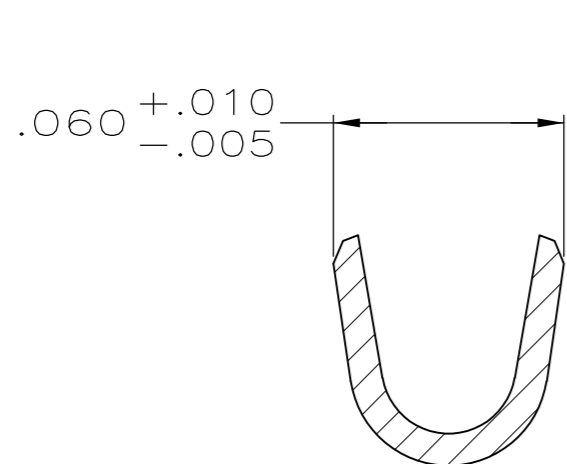
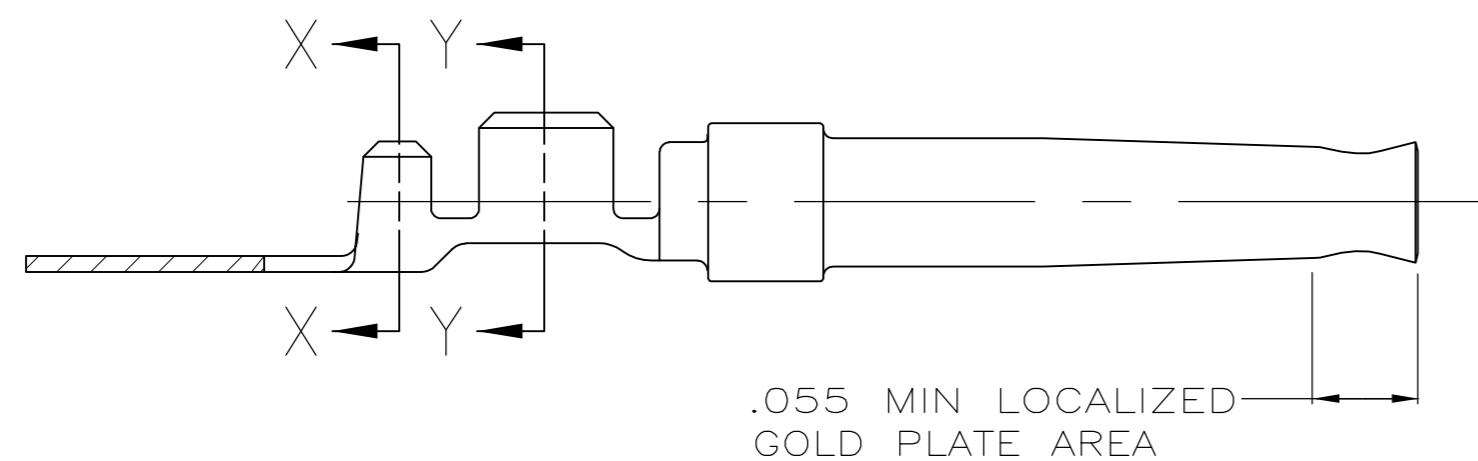
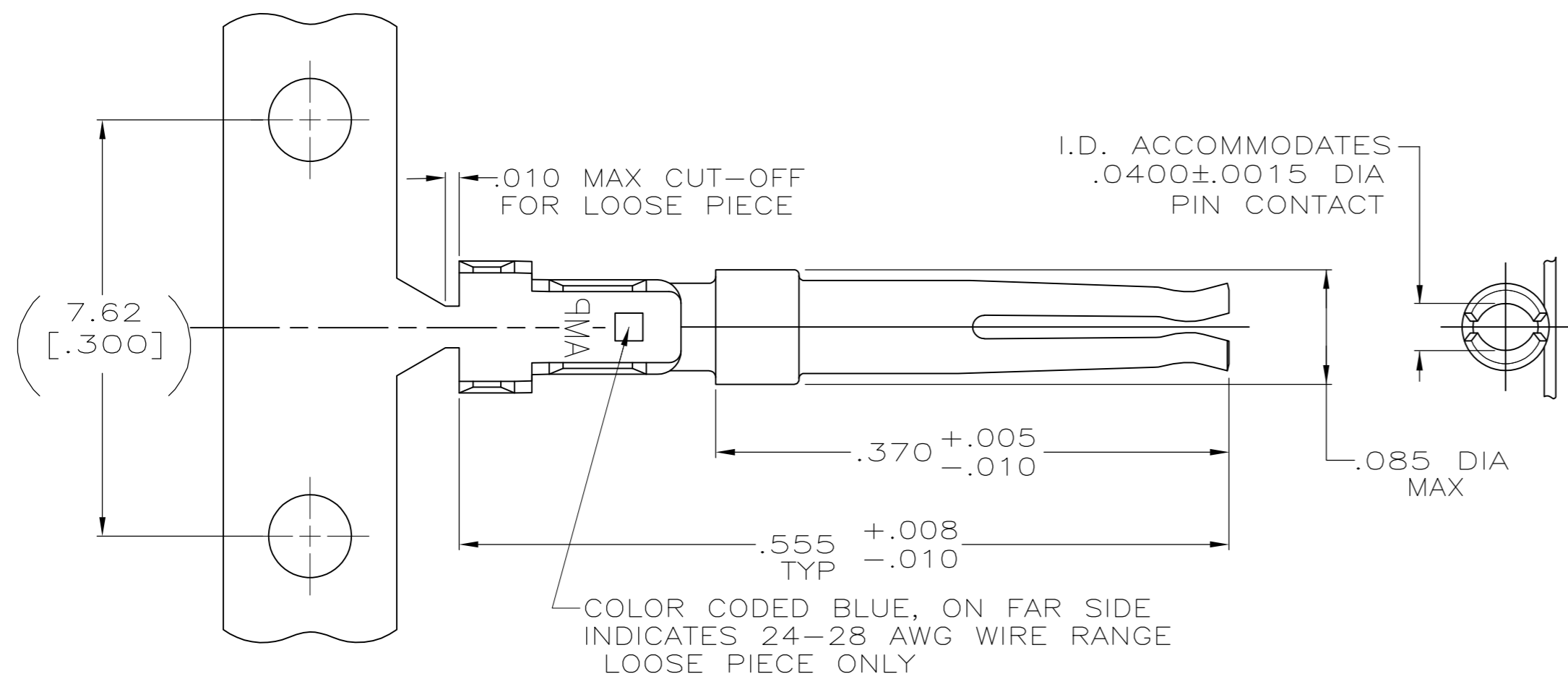
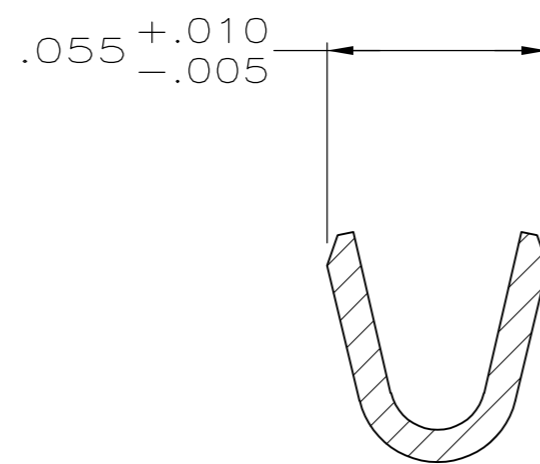


THIS DRAWING IS UNPUBLISHED. RELEASED FOR PUBLICATION  
 © COPYRIGHT - By - ALL RIGHTS RESERVED.

LOC	DIST	REVISIONS					
GP	00	P	LTR	DESCRIPTION	DATE	DWN	APVD
		D2		REVISED PER ECO-11-004835	11MAR11	RK	HMR



SECTION X-X  
SCALE 20:1



SECTION Y-Y  
SCALE 20:1

- 1 FOR MINI-APPLICATOR AND STRIPPER CRIMPER.
- 2 FOR HAND TOOL USE ONLY.
- 3. WIRE RANGE OF 24-28, INSULATION RANGE OF .030-.040.
- 4. TIN PLATING MAY NOT APPEAR ON CARRIER STRIP.
- 5 GOLD FLASH ON INSIDE OF LOCALIZED GOLD PLATE AREA, .000100 TIN ON CRIMP BARRELS, ALL OVER .000030 NICKEL UNDERPLATE.
- 6 PLATED WITH .000030 GOLD ON INSIDE OF LOCALIZED GOLD PLATE AREA, .000100 TIN ON CRIMP BARRELS, ALL OVER .000050 NICKEL UNDERPLATE.  
-OR-  
GOLD FLASH OVER PALLADIUM-NICKEL PLATE, .000030 TOTAL ON INSIDE OF LOCALIZED GOLD PLATE AREA, .000100 TIN ON CRIMP BARRELS, ALL OVER .000050 NICKEL UNDERPLATE.
- 7 FOR STANDARD APPLICATOR ONLY.
- 8 OBSOLETE PARTS: OBSOLETE CIS STREAMLINING PER D.RENAUD/D.SINISI

8 OBSOLETE	5	7	STRIP	1658538-4
	5	1	STRIP	1658538-3
	6	1	STRIP	1658538-2
	5	2	LOOSE PIECE	1658538-1
	FINISH	USE	TYPE	PART NUMBER

THIS DRAWING IS A CONTROLLED DOCUMENT.		DWN 11-17-04 L. VARELA - DOCK5	<b>STE</b> TE Connectivity	
DIMENSIONS: INCHES		CHK 11-17-04 J. GERACE		
TOLERANCES UNLESS OTHERWISE SPECIFIED:		APVD 11-17-04 M. WALMSLEY	NAME SOCKET CONTACT, 20 DF, 24-28 AWG, AMPLIMITE	
0 PLC ± -		PRODUCT SPEC 108-40005	SIZE CAGE CODE DRAWING NO RESTRICTED TO	
1 PLC ± -		APPLICATION SPEC 114-10000	A2 00779 C=1658538	
2 PLC ± -		WEIGHT -	SCALE 10:1 SHEET 1 of 1 REV D2	
3 PLC ± .005		MATERIAL PHOSPHOR BRONZE	CUSTOMER DRAWING	
4 PLC ± -		FINISH SEE TABLE		
ANGLES ± -				

# Mouser Electronics

Authorized Distributor

Click to View Pricing, Inventory, Delivery & Lifecycle Information:

[TE Connectivity:](#)

[1658538-2](#)