

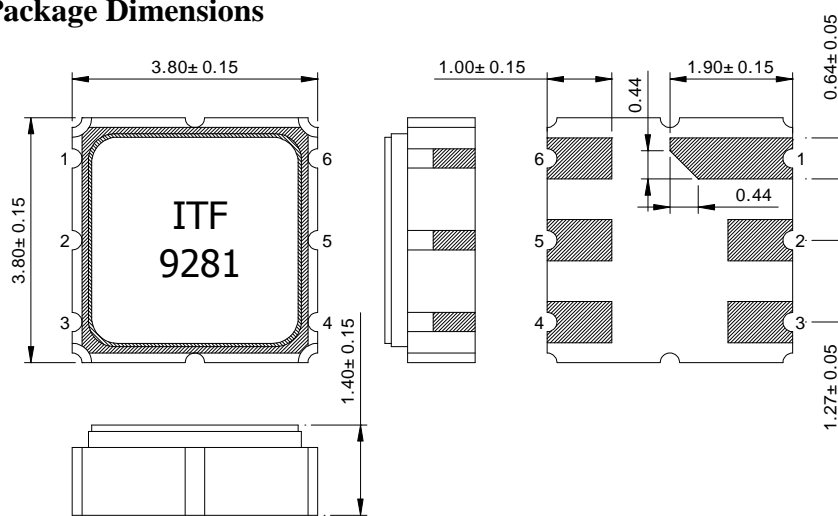
SAW Bandpass Filter F9281



Features

- RF bandpass filter
- High attenuation
- Usable bandwidth 7MHz
- No matching 50Ω single-ended operation
- Ceramic Surface Mounted Device (SMD) Package

Package Dimensions



Dimensions shown are nominal in millimeters

Body : Al₂O₃ Ceramic

Lid : Kovar, Ni Plated

Terminations : Au plating 0.3 ~ 1.0 um, Over a 1.27 ~ 8.89 um
Ni Plating

Pin Configuration

2	Input
5	Output
1, 3, 4, 6	Case ground

Maximum Ratings

Parameter	Unit	Minimum	Typical	Maximum
Operating Temperature Range	°C	-	25	-
Storage Temperature Range	°C	-40	-	85
Power Handling Capability	dBm	-	-	-

Electrostatics Sensitive Device (ESD)

	ITF Co., Ltd. 102-901, Bucheon Technopark 364, Samjeong-Dong, Ojeong-Gu, Bucheon-City, Gyeonggi-Do, Korea 421-809	Part No.	F9281	
		Rev. Date	2009-07-15	
		Rev.	NR9007AS01	1/7

SAW Bandpass Filter F9281



Specifications

$F_c = 928.5 \text{ MHz}$

Terminating source impedance : 50Ω

Terminating load impedance : 50Ω

		Minimum	Typical	Maximum
Center Frequency (F_c)	MHz	-	928.5	-
Insertion Loss ($F_c \pm 3.5 \text{ MHz}$)	dB	-	2.8	3.5
Amplitude Ripple ($F_c \pm 3.5 \text{ MHz}$)	dB	-	0.5	1.2
Absolute Group Delay at F_c	nsec	-	60	-
Group Delay Variation ($F_c \pm 3.5 \text{ MHz}$)	nsec	-	50	-
VSWR ($F_c \pm 3.5 \text{ MHz}$)		-	1.5	2.0
Relative Attenuation ... ~ $F_c - 25 \text{ MHz}$ $F_c + 60 \text{ MHz}$ ~ ...	dB	35 40	40 50	-
Temperature Coefficient of Frequency	ppm/ $^{\circ}\text{C}$	-	-42	-

Notes :

- 1) All specifications are based on the matching schematic shown below, measured by Agilent Network analyzer and full 2 port calibration.
- 2) Electrical margin has been built into the design to account for the variations due to temperature drift and manufacturing tolerances


	ITF Co., Ltd. 102-901, Bucheon Technopark 364, Samjeong-Dong, Ojeong-Gu, Bucheon-City, Gyeonggi-Do, Korea 421-809	Part No.	F9281	
		Rev. Date	2009-07-15	
		Rev.	NR9007AS01	2/7

SAW Bandpass Filter F9281



Matching Schematic


(Actual matching values may vary due to PCB layout and parasitics)



Marking Configuration

ITF¹⁾
9281²⁾

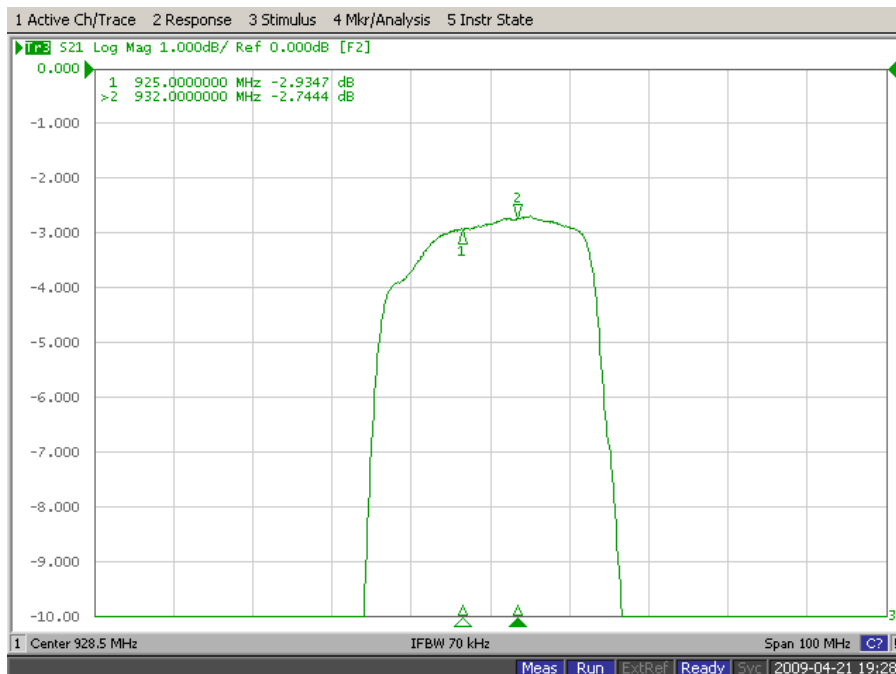
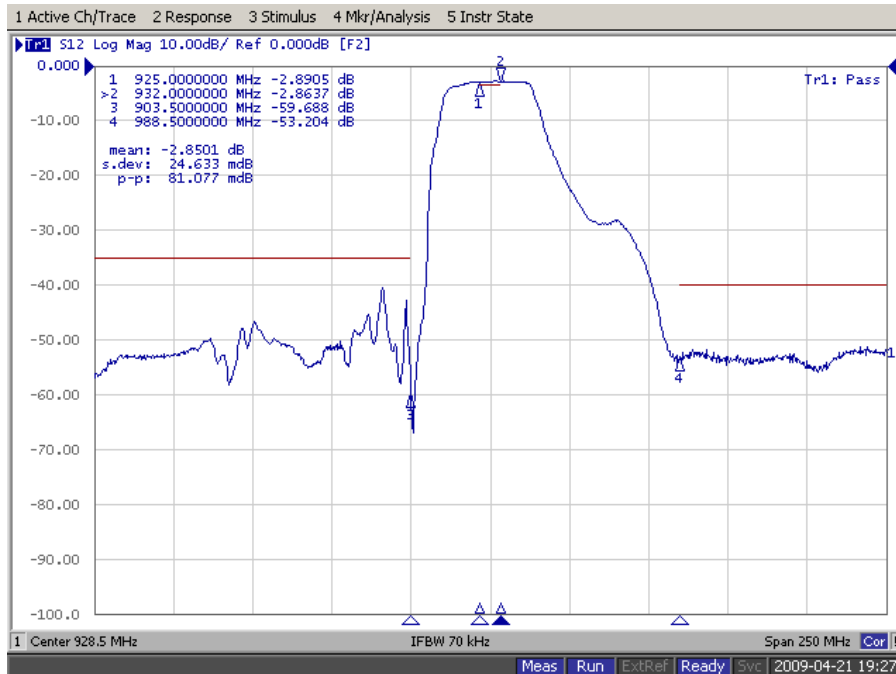
- 1) Manufacturer name
- 2) Marking Number

 Integrated Technology Future	ITF Co., Ltd. 102-901, Bucheon Technopark 364, Samjeong-Dong, Ojeong-Gu, Bucheon-City, Gyeonggi-Do, Korea 421-809	Part No.	F9281	
		Rev. Date	2009-07-15	
		Rev.	NR9007AS01	3/7

SAW Bandpass Filter F9281



Typical Performance (at 25°C)

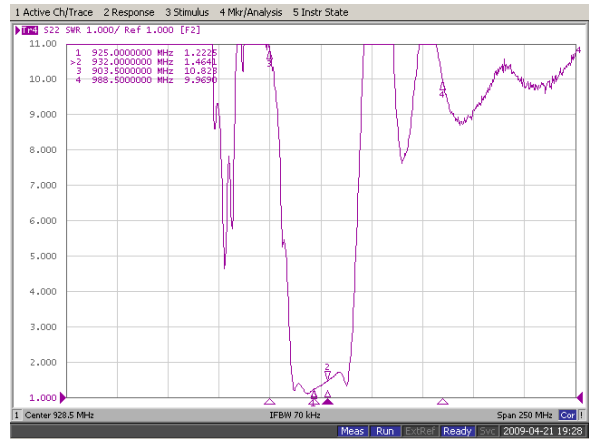
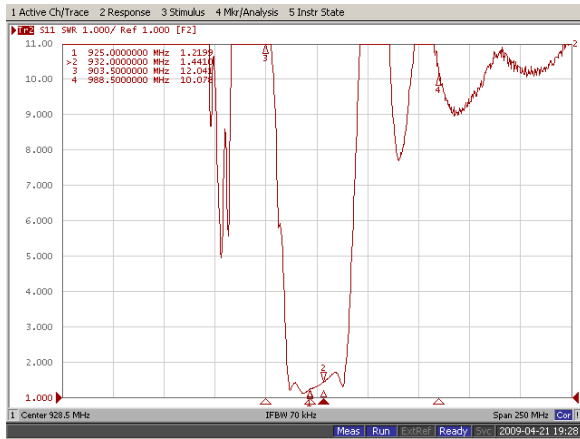


	ITF Co., Ltd. 102-901, Bucheon Technopark 364, Samjeong-Dong, Ojeong-Gu, Bucheon-City, Gyeonggi-Do, Korea 421-809	Part No.	F9281	
		Rev. Date	2009-07-15	
		Rev.	NR9007AS01	4/7

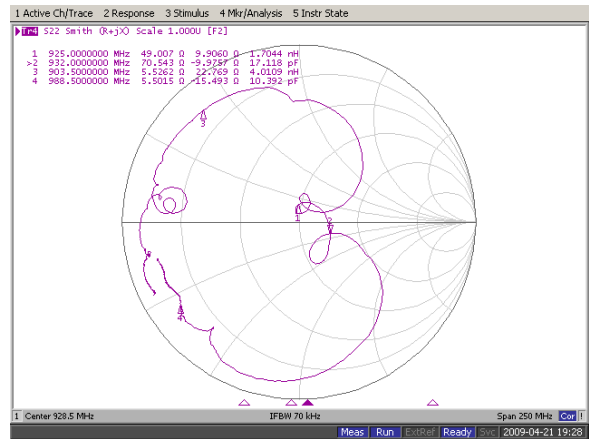
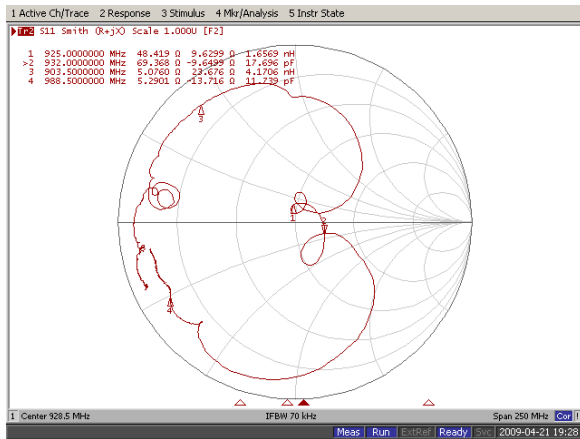
SAW Bandpass Filter F9281



Input / Output VSWR Charts



Input / Output Smith Charts



ITF Co., Ltd.
 102-901, Bucheon Technopark 364,
 Samjeong-Dong, Ojeong-Gu, Bucheon-City,
 Gyeonggi-Do, Korea 421-809

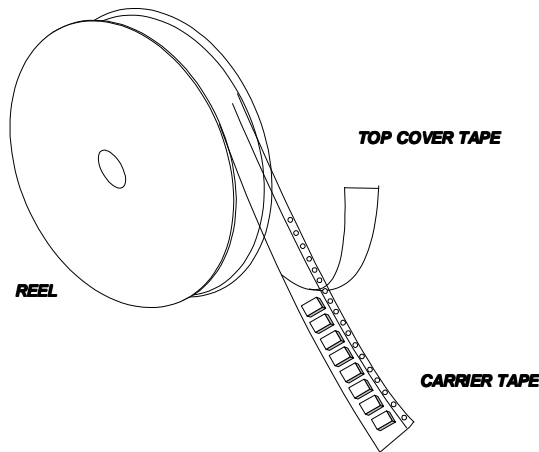
Part No.	F9281	
Rev. Date	2009-07-15	
Rev.	NR9007AS01	5/7

SAW Bandpass Filter F9281



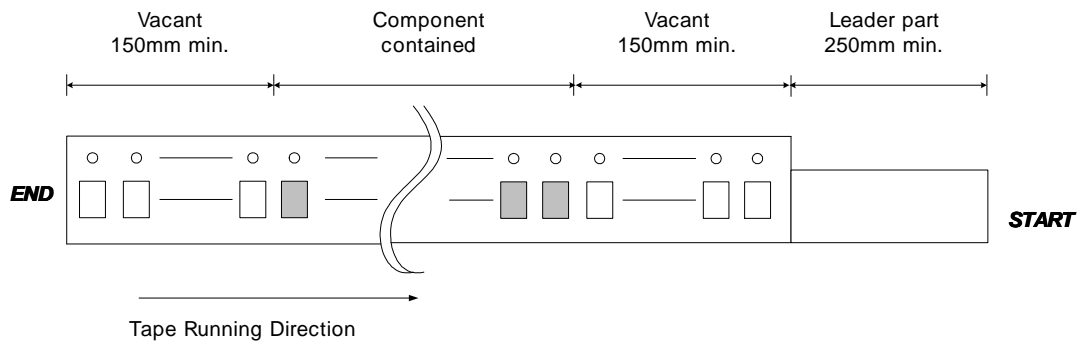
Packing Specification

1. Reeling Quantity : 1000 pcs / reel
2. Taping Structure : The tape shall be wound around the reel in the direction shown below.



Tape Specification

1. Leader part and vacant position specification

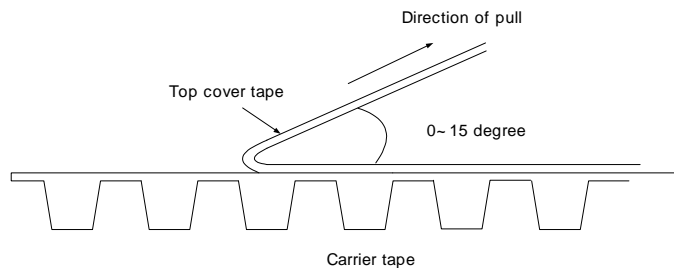


2. Tensile strength of carrier tape

4.4N/mm width

3. Top cover tape adhesion

- 1) pull off angle : 0~15°
- 2) speed : 300mm/min
- 3) force : 20~70g

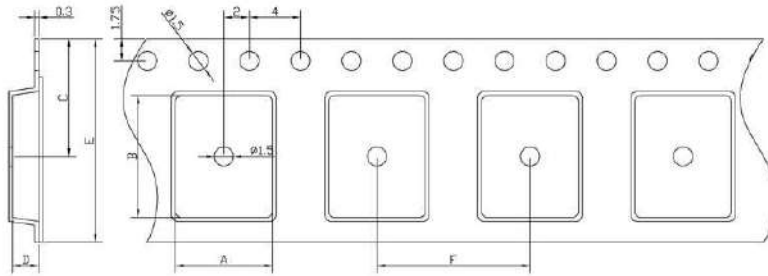


	ITF Co., Ltd. 102-901, Bucheon Technopark 364, Samjeong-Dong, Ojeong-Gu, Bucheon-City, Gyeonggi-Do, Korea 421-809	Part No.	F9281	
		Rev. Date	2009-07-15	
		Rev.	NR9007AS01	6/7

SAW Bandpass Filter F9281

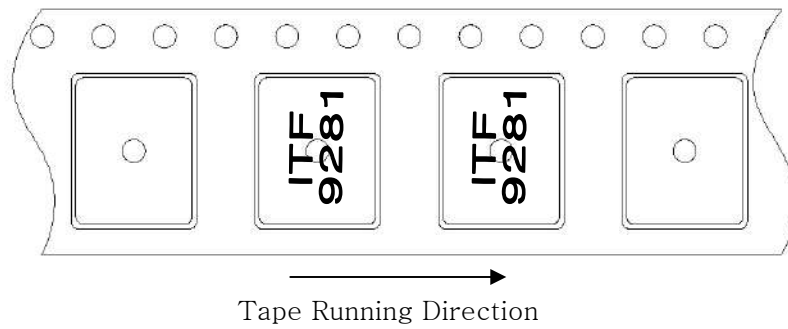


Carrier Tape Dimensions [unit : mm]

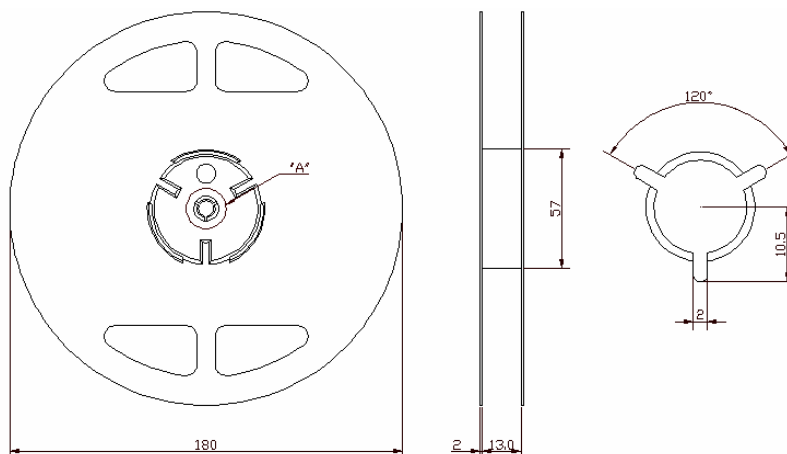


A	4.30 ± 0.1
B	4.30 ± 0.1
C	7.25 ± 0.1
D	1.70 ± 0.1
E	12.00 ± 0.1
F	8.00 ± 0.1

Part Direction



Reel Dimensions [unit : mm]



	ITF Co., Ltd. 102-901, Bucheon Technopark 364, Samjeong-Dong, Ojeong-Gu, Bucheon-City, Gyeonggi-Do, Korea 421-809	Part No.	F9281	
		Rev. Date	2009-07-15	
		Rev.	NR9007AS01	7/7