


## Inline terminal - IB IL AO 2/UI-PAC - 2700775

Please be informed that the data shown in this PDF Document is generated from our Online Catalog. Please find the complete data in the user's documentation. Our General Terms of Use for Downloads are valid (<http://phoenixcontact.com/download>)



Inline, Analog output terminal, Analog outputs: 2, 0 V ... 10 V, -10 V ... 10 V, 0 mA ... 20 mA, 4 mA ... 20 mA, -20 mA ... 20 mA, connection technology: 2-conductor, transmission speed in the local bus: 500 kbps, degree of protection: IP20, including Inline connector and labeling field

### Your advantages

- 2 analog output channels
- Connection of actuators in 2-conductor technology
- Current ranges: 0 mA ... 20 mA, 4 mA ... 20 mA,  $\pm 20$  mA
- Voltage ranges: 0 V ... 10 V,  $\pm 10$  V
- Diagnostic and status indicators



### Key Commercial Data

Packing unit	1 pc
GTIN	
GTIN	4046356639965

### Technical data

#### Note

Utilization restriction	EMC: class A product, see manufacturer's declaration in the download area
-------------------------	---

#### Dimensions

Width	12.2 mm
Height	119.8 mm
Depth	71.5 mm
Note on dimensions	Housing dimensions

#### Ambient conditions

Ambient temperature (operation)	-25 °C ... 55 °C
Ambient temperature (storage/transport)	-25 °C ... 85 °C

# Inline terminal - IB IL AO 2/UI-PAC - 2700775

## Technical data

### Ambient conditions

Permissible humidity (operation)	10 % ... 95 % (according to DIN EN 61131-2)
Permissible humidity (storage/transport)	10 % ... 95 % (according to DIN EN 61131-2)
Air pressure (operation)	70 kPa ... 106 kPa (up to 3000 m above sea level)
Air pressure (storage/transport)	70 kPa ... 106 kPa (up to 3000 m above sea level)
Degree of protection	IP20

### General

Mounting type	DIN rail
Net weight	66 g
Note on weight specifications	with connector
Diagnostics messages	Failure of the internal I/O supply I/O error message sent to the bus coupler
	I/O supply failure Message in the diagnostic code (in the IB IL format)
	Short circuit/overload of the outputs Message in the diagnostic code (in the IB IL format)
	Configuration invalid Message in the diagnostic code (in the IB IL format)

### Interfaces

Designation	Inline local bus
Number	2
Connection method	Inline data jumper
Transmission speed	500 kbps
Transmission physics	Copper

### Inline potentials

Designation	Communications power ( $U_L$ )
Supply voltage	7.5 V DC (via voltage jumper)
Current consumption	typ. 55 mA
	max. 65 mA
Designation	Supply of analog modules ( $U_{ANA}$ )
Supply voltage	24 V DC (via voltage jumper)
Supply voltage range	19.2 V DC ... 30 V DC (including all tolerances, including ripple)
Current consumption	typ. 24 mA (No-load)
	max. 30 mA (No-load)
	typ. 38 mA (Nominal voltage load ( $U_{OUT1/2} = 10\text{ V}$ , $R_L = 1\text{ k}\Omega$ ))
	max. 45 mA (Nominal voltage load ( $U_{OUT1/2} = 10\text{ V}$ , $R_L = 1\text{ k}\Omega$ ))
	typ. 65 mA (Nominal current load ( $I_{OUT1/2} = 20\text{ mA}$ , $R_L = 0\ \Omega$ ))
	max. 75 mA (Nominal current load ( $I_{OUT1/2} = 20\text{ mA}$ , $R_L = 0\ \Omega$ ))
Power consumption	typ. 1.32 W (Nominal voltage load ( $U_{OUT1/2} = 10\text{ V}$ , $R_L = 1\text{ k}\Omega$ ))

### Analog outputs

Number of outputs	2
Connection technology	2-conductor

# Inline terminal - IB IL AO 2/UI-PAC - 2700775

## Technical data

### Analog outputs

Note regarding the connection technology	shielded
Output name	Analog outputs
D/A conversion time	typ. 10 µs
D/A converter resolution	12 bit
Type of protection	Short-circuit and overload protection
	Transient protection
Protective circuit/component	Electronic
	Suppressor diode
Data formats	IB IL, S7-compatible
Representation of output values	12 bits (11 bits + sign bit)
Process data update	bus-synchronous
Current output signal	0 mA ... 20 mA
	4 mA ... 20 mA
	-20 mA ... 20 mA
Load/output load current output	≤ 450 Ω
Voltage output signal	0 V ... 10 V
	-10 V ... 10 V
Load/output load voltage output	> 1 kΩ
Precision	typ. 0.1 % (of output range final value)
Permissible cable length	max. 250 m (The specifications refer to nominal operation after complying with installation instructions. The specifications refer to the following reference cable type: Shielded power station cable: LiYCY; 2 x 2 x 0,5 mm <sup>2</sup> ; VDE0812)

### Electrical isolation

Test section	7.5 V supply (bus logics)/24 V analog supply (analog I/O) 500 V AC 50 Hz 1 min.
	7.5 V supply (bus logic)/functional ground 500 V AC 50 Hz 1 min.
	24 V analog supply (analog I/O)/functional ground 500 V AC 50 Hz 1 min.

### Standards and Regulations

Immunity to ESD	Noise immunity test in accordance with EN 61000-6-2 Electrostatic discharge (ESD) EN 61000-4-2/IEC 61000-4-2 Criterion B, 6 kV contact discharge, 8 kV air discharge
Immunity to EF	Noise immunity test in accordance with EN 61000-6-2 Electromagnetic fields EN 61000-4-3/IEC 61000-4-3 Criterion A, Field intensity: 10 V/m
Immunity to burst	Noise immunity test in accordance with EN 61000-6-2 Fast transients (burst) EN 61000-4-4/IEC 61000-4-4 Criterion B, 2 kV
Immunity to surge	Noise immunity test in accordance with EN 61000-6-2 Transient overvoltage (surge) EN 61000-4-5/IEC 61000-4-5 Criterion B; DC: ±0.5 kV/±1 kV(symmetrical/unsymmetrical) supply cables; shielded I/O cables: ±1 kV
Immunity to conducted interference	Noise immunity test in accordance with EN 61000-6-2 Conducted interference EN 61000-4-6/IEC 61000-4-6 Criterion A, Test voltage 10 V
Interference emission	Noise emission test as per EN 61000-6-4 Class A

# Inline terminal - IB IL AO 2/UI-PAC - 2700775

## Technical data

### Standards and Regulations

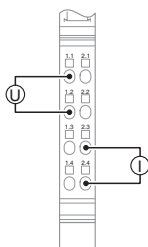
Protection class	III (IEC 61140, EN 61140, VDE 0140-1)
------------------	---------------------------------------

### Environmental Product Compliance

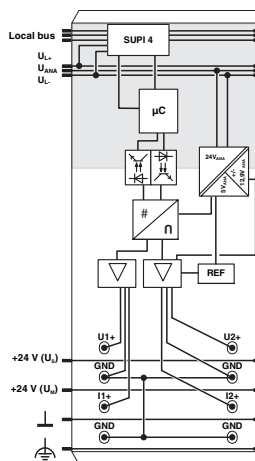
REACH SVHC	Lead 7439-92-1
China RoHS	Environmentally friendly use period: unlimited = EFUP-e
	No hazardous substances above threshold values

## Drawings

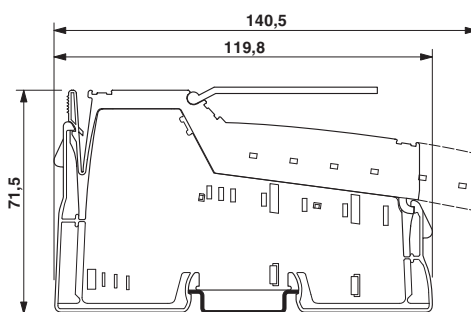
Connection diagram



Block diagram



Dimensional drawing



## Classifications

eCl@ss

eCl@ss 10.0.1	27242601
eCl@ss 11.0	27242601
eCl@ss 4.0	27250300

# Inline terminal - IB IL AO 2/UI-PAC - 2700775

## Classifications

### eCl@ss

eCl@ss 4.1	27250300
eCl@ss 5.0	27250300
eCl@ss 5.1	27242600
eCl@ss 6.0	27242600
eCl@ss 7.0	27242601
eCl@ss 9.0	27242601

### ETIM

ETIM 3.0	EC001596
ETIM 4.0	EC001596
ETIM 6.0	EC001596
ETIM 7.0	EC001596

### UNSPSC

UNSPSC 6.01	43172015
UNSPSC 7.0901	43201404
UNSPSC 11	43172015
UNSPSC 12.01	43201404
UNSPSC 13.2	32151602
UNSPSC 18.0	32151602
UNSPSC 19.0	32151602
UNSPSC 20.0	32151602
UNSPSC 21.0	32151602

## Approvals

### Approvals

---

#### Approvals

UL Listed / cUL Listed / EAC / cULus Listed

---

#### Ex Approvals

---

### Approval details

UL Listed		<a href="http://database.ul.com/cgi-bin/XYV/template/LISEXT/1FRAME/index.htm">http://database.ul.com/cgi-bin/XYV/template/LISEXT/1FRAME/index.htm</a>	FILE E 140324
-----------	--	---	---------------

# Inline terminal - IB IL AO 2/UI-PAC - 2700775

## Approvals

cUL Listed		<a href="http://database.ul.com/cgi-bin/XYV/template/LISEXT/1FRAME/index.htm">http://database.ul.com/cgi-bin/XYV/template/LISEXT/1FRAME/index.htm</a>	FILE E 140324
------------	--	---	---------------

EAC		EAC-Zulassung
-----	--	---------------

cULus Listed	
--------------	--

## Accessories

### Accessories

#### Installation terminal block

Connection terminal block - AKG 4 GNYE - 0421029



Connection terminal block, nom. voltage: 300 V, nominal current: 41 A, connection method: Screw connection, Rated cross section: 4 mm<sup>2</sup>, cross section: 0.5 mm<sup>2</sup> - 6 mm<sup>2</sup>, mounting: Neutral busbar, color: green-yellow

Connection terminal block - AKG 4 BK - 0421032



Connection terminal block, nom. voltage: 300 V, nominal current: 41 A, connection method: Screw connection, Rated cross section: 4 mm<sup>2</sup>, cross section: 0.5 mm<sup>2</sup> - 6 mm<sup>2</sup>, mounting: Neutral busbar, color: black

#### Neutral conductor rail

Neutral busbar - NLS-CU 3/10 SN 1000MM - 0402174



Neutral busbar, DIN VDE 0611-4: 1991-02, material: Copper, tin-plated, color: silver

#### Pick-off terminal block

## Inline terminal - IB IL AO 2/UI-PAC - 2700775

### Accessories

Connection terminal block - AK 4 - 0404017



Connection terminal block, connection method: Screw connection, Rated cross section: 4 mm<sup>2</sup>, cross section: 0.5 mm<sup>2</sup> - 6 mm<sup>2</sup>, mounting: Neutral busbar, color: silver

---

### Shield connection clamp

Shield connection clamp - SK 8 - 3025163



Shield connection clamp, for shield on busbars, contact resistance < 1 mΩ

---

Shield connection clamp - SK 14 - 3025176



Shield connection clamp, for shield on busbars, contact resistance < 1 mΩ

---

Shield connection clamp - SK 20 - 3025189



Shield connection clamp, for shield on busbars, contact resistance < 1 mΩ

---

Shield connection clamp - SK 35 - 3026463



Shield connection clamp, for shield on busbars, contact resistance < 1 mΩ

---

### Support

## Inline terminal - IB IL AO 2/UI-PAC - 2700775

### Accessories

Support bracket - AB-SK - 3025341

Support bracket for busbars



---

Support bracket - AB-SK 65 - 3026489

Support bracket, Bracket for busbars, set every 20 cm, length: 95.5 mm, width: 6.2 mm, number of positions: 1, color: gray



---

Support bracket - AB-SK/E - 3026476

Support bracket, Bracket for busbars, set every 20 cm, length: 10 mm, width: 56 mm, height: 20 mm, number of positions: 2, color: silver



---

Phoenix Contact 2021 © - all rights reserved  
<http://www.phoenixcontact.com>

PHOENIX CONTACT GmbH & Co. KG  
Flachsmarktstr. 8  
32825 Blomberg  
Germany  
Tel. +49 5235 300  
Fax +49 5235 3 41200  
<http://www.phoenixcontact.com>