

	E502650
---	----------------

Features

- Lead Free Finish/RoHS Compliant (Note1) ("P" Suffix Designates Compliant. See Ordering Information)
- Halogen Free Available Upon Request By Adding Suffix "-HF"
- Epoxy Meets UL 94 V-0 Flammability Rating
- Moisture Sensitivity Level 1

Maximum Ratings

- Operating Junction Temperature Range: -55°C to +150°C
- Storage Temperature Range: -55°C to +150°C
- Typical Thermal Resistance(Note2): 20°C/W Junction to Lead
- Typical Thermal Resistance(Note3): 70°C/W Junction to Ambient
- Typical Thermal Resistance(Note2): 85°C/W Junction to Ambient

MCC Part Number	Device Marking	Maximum Recurrent Peak Reverse Voltage	Maximum RMS Voltage	Maximum DC Blocking Voltage
MB05S	MB05S	50V	35V	50V
MB1S	MB1S	100V	70V	100V
MB2S	MB2S	200V	140V	200V
MB4S	MB4S	400V	280V	400V
MB6S	MB6S	600V	420V	600V
MB8S	MB8S	800V	560V	800V
MB10S	MB10S	1000V	700V	1000V

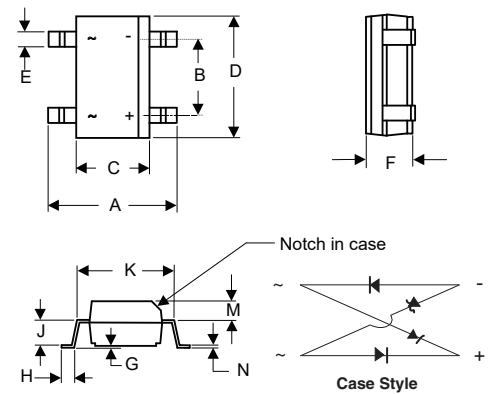
Electrical Characteristics @ 25°C Unless Otherwise Specified

Average Forward Current	$I_{F(AV)}$	0.5A ⁽²⁾ 0.8A ⁽³⁾	See Fig. 1
Peak Forward Surge Current	I_{FSM}	35A	8.3ms, Half Sine
Maximum Instantaneous Forward Voltage	V_F	1.0V	$I_{FM} = 0.4A$; $T_J = 25^\circ C$
Maximum DC Reverse Current at Rated DC Blocking Voltage	I_R	5µA 100µA	$T_J = 25^\circ C$ $T_J = 125^\circ C$
Typical Junction Capacitance	C_J	13pF(Typ) 35pF(Max)	Measured at 1.0MHz, $V_R=4.0V$
I ² t Rating for Fusing	I^2t	5.0A ² S	t < 8.3ms

- Note: 1. High Temperature Solder Exemption Applied, See EU Directive Annex Notes 7a.
 2. On Glass Epoxy P.C.B. Mounted on 0.05 x 0.05"(1.3 x 1.3mm) Pads
 3. On Aluminum Substrate P.C.B. with an Area of 0.8" x 0.8"(20 x 20mm) Mounted on 0.05 x 0.05"(1.3x 1.3mm) Solder Pad

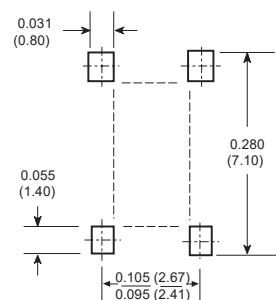
0.5 Amp Single Phase Glass Passivated Bridge Rectifier 50 to 1000 Volts

MBS-1



DIM	INCHES		MM		NOTE
	MIN	MAX	MIN	MAX	
A	0.252	0.276	6.40	7.00	
B	0.095	0.106	2.41	2.70	
C	0.142	0.165	3.60	4.20	
D	0.179	0.195	4.55	4.95	
E	0.019	0.031	0.50	0.80	
F	0.090	0.106	2.30	2.70	
G	0.002	0.008	0.05	0.20	
H	0.027	0.043	0.70	1.10	
J	0.058	0.062	1.47	1.57	
K	0.195	0.205	4.95	5.21	
M	0.039	0.049	0.99	1.24	
N	0.006	0.016	0.15	0.41	

Suggested Solder Pad Layout



Curve Characteristics

Fig. 1 - Forward Current Derating Curve

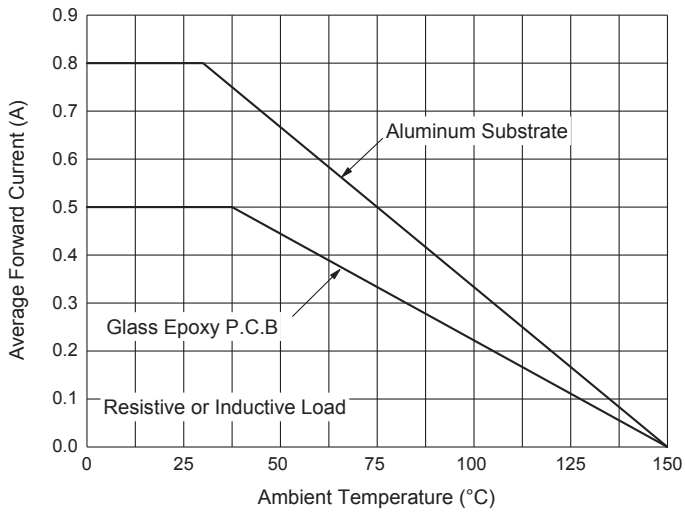


Fig. 2 - Maximum Non-Repetitive Peak Forward Surge Current

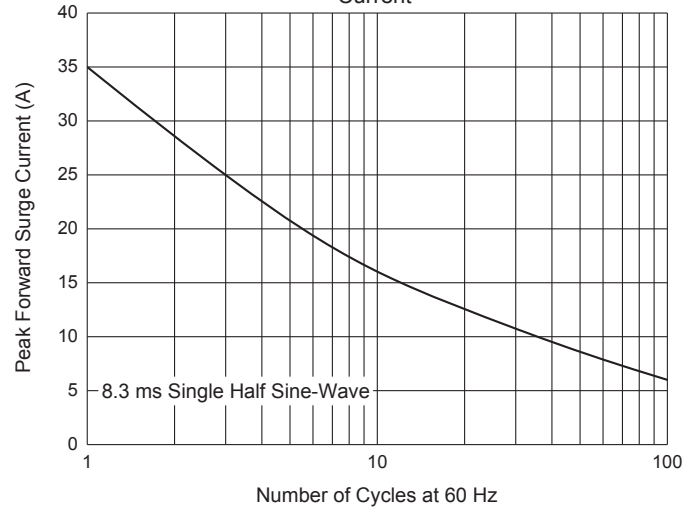


Fig. 3 - Typical Instantaneous Forward Characteristics

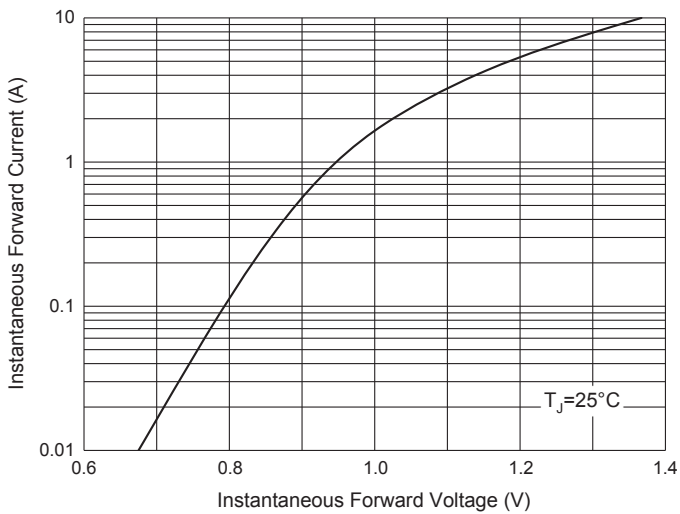
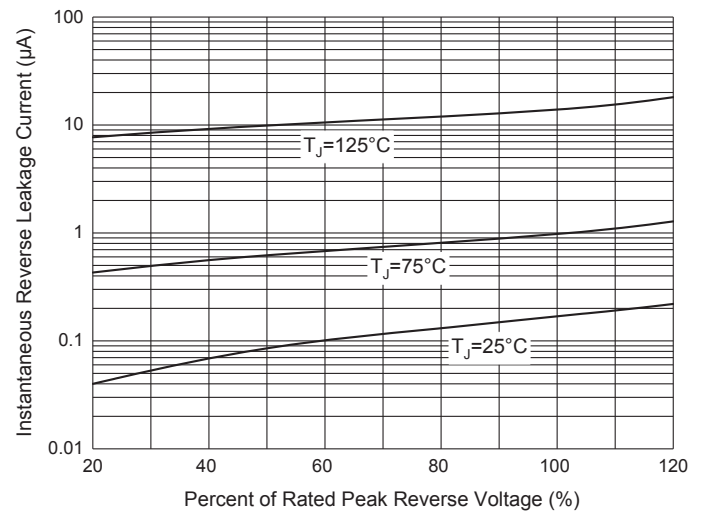


Fig. 4 - Typical Reverse Leakage Characteristics



Ordering Information

Device	Packing
(Part Number)-TP	Tape&Reel:3Kpcs/Reel

Note : Adding "-HF" Suffix For Halogen Free, eg. Part Number-TP-HF

IMPORTANT NOTICE

Micro Commercial Components Corp. reserves the right to make changes without further notice to any product herein to make corrections, modifications , enhancements , improvements , or other changes . **Micro Commercial Components Corp** . does not assume any liability arising out of the application or use of any product described herein; neither does it convey any license under its patent rights ,nor the rights of others . The user of products in such applications shall assume all risks of such use and will agree to hold **Micro Commercial Components Corp** . and all the companies whose products are represented on our website, harmless against all damages. **Micro Commercial Components Corp.** products are sold subject to the general terms and conditions of commercial sale, as published at <https://www.mccsemi.com/Home/TermsAndConditions>.

LIFE SUPPORT

MCC's products are not authorized for use as critical components in life support devices or systems without the express written approval of Micro Commercial Components Corporation.

CUSTOMER AWARENESS

Counterfeiting of semiconductor parts is a growing problem in the industry. Micro Commercial Components (MCC) is taking strong measures to protect ourselves and our customers from the proliferation of counterfeit parts. MCC strongly encourages customers to purchase MCC parts either directly from MCC or from Authorized MCC Distributors who are listed by country on our web page cited below. Products customers buy either from MCC directly or from Authorized MCC Distributors are genuine parts, have full traceability, meet MCC's quality standards for handling and storage. **MCC will not provide any warranty coverage or other assistance for parts bought from Unauthorized Sources.** MCC is committed to combat this global problem and encourage our customers to do their part in stopping this practice by buying direct or from authorized distributors.