



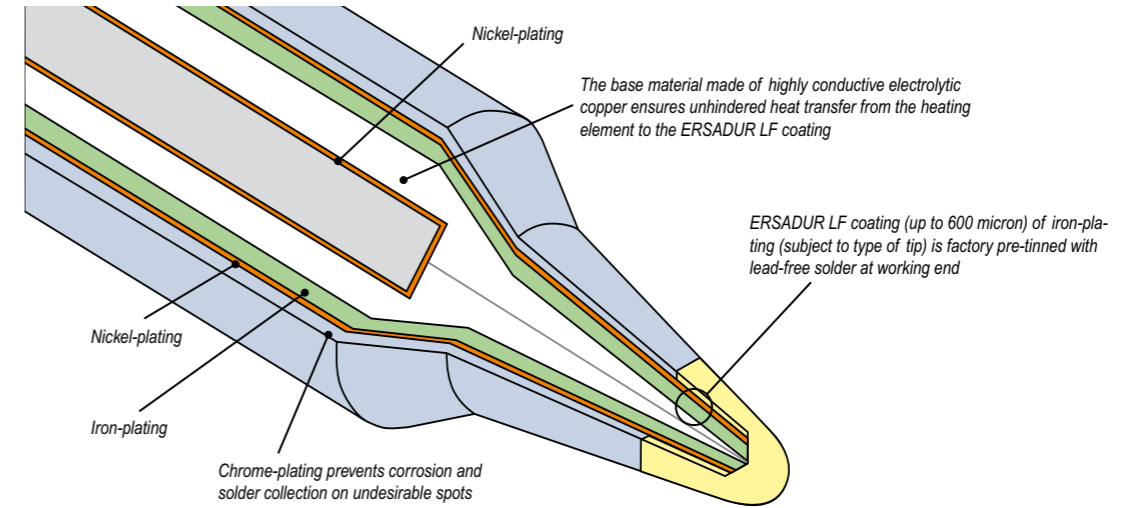
## Soldering and Desoldering Tips



The ERSA Tip-Reactivator allows the regeneration of oxidized soldering tips. It is environmentally safe, free of lead and halogens and functions even at low soldering tip temperatures. For this purpose the heated soldering tip is wiped on the surface of the regeneration compound.



## ERSADUR Soldering Tips



Cross-section of an ERSADUR soldering tip, non-scale representation

Conventional soldering tips can also be used for lead-free solders. Since lead-free soldering requires higher process temperatures, and due to the fact that lead-free solder is more aggressive to the soldering tip, the tip's service life is shorter. **ERSADUR LF soldering tips** have an increased layer of iron, which increases tip life. Consequently they are especially suitable for lead-free soldering.

## Special Care for Soldering Tips



### ERSA Dry Sponge

The ERSA Dry Sponge is included as a standard alternative to the wet sponge and can be beneficial especially for lead-free.

Hand soldering operators are happy when their soldering tips last a long time and continue to solder well. Soldering tips that do not allow the solder to melt rapidly due to excess oxidation clearly disrupt productivity! Special care of the soldering tip should be taken in order to solder efficiently.

### Important Facts:

1. When a soldering tip remains hot for a long period of time, the tip will oxidize or blacken. An oxidized tip will no longer "wet" or melt solder properly.
2. The higher the working temperature of

the soldering tip, the faster this oxidation will take place and tip lifetime will be shorter.

3. Soldering irons that automatically go into a lower "stand-by" temperature increase tip life.
4. The oxidation of the tip will be very rapid if the tip is left "cooking" without molten solder covering the tip end. It happens, for example, if the tip is not wetted with solder right after cleaning it.
5. Excessive mechanical force during soldering will shorten the tip life.
6. Proper care of the tip will greatly increase tip life.

7. Lead-free soldering requires higher temperatures, is more aggressive to the tip and will always lead to shorter tip life.

### Special Care:

1. Always clean the tip by wiping on a slightly wet sponge after each use. Alternatively, tips can be dry cleaned using the ERSA dry sponge.
2. Always put fresh solder onto the end of the tip BEFORE putting the tip back into the iron holder.
3. Always use lowest working temperature possible.
4. Never leave an iron "cooking" unattended for some time. Always set iron into automatic stand-by if possible or turn-off when not in use.
5. Never use excessive mechanical force when soldering.
6. Soldering tip oxidation can be easily removed if detected early. Early detection and removal will greatly increase tip life.
7. Tip oxidation removal or tip refurbishing is accomplished in 4 consecutive steps:
  - a. clean on damp sponge, b. clean with wire brush, c. using a tip reactivator chemical, and d. retinning using proper flux cored solder wire.

Dry cleaning of soldering tips offers substantial advantages. The soldering tips are not cooled abruptly and contaminated tips resulting from dirty sponges are avoided. Due to the slightly abrasive properties of the special wire mesh, passive layers that accumulated on the tip can easily be removed. Tip life is thus increased considerably in lead-free hand soldering.

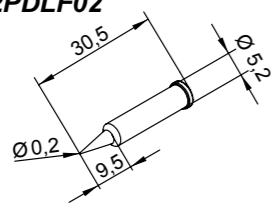
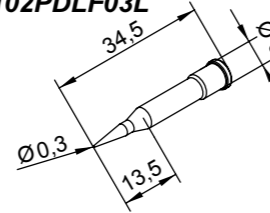
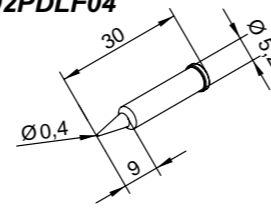
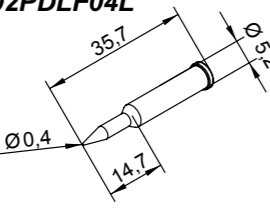
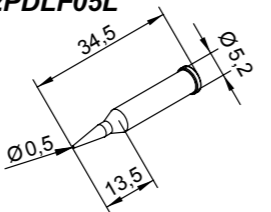
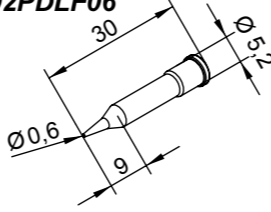
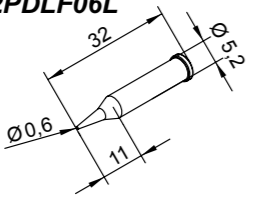
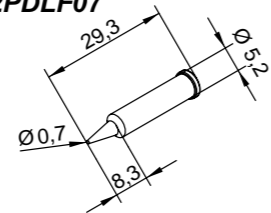
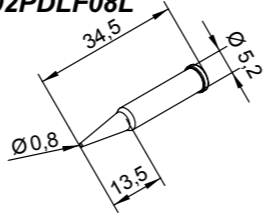
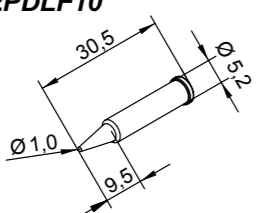
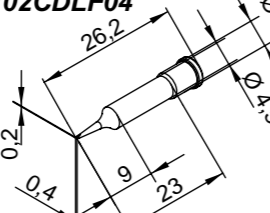
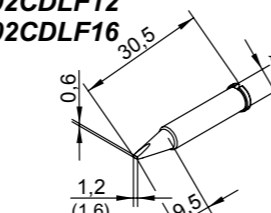
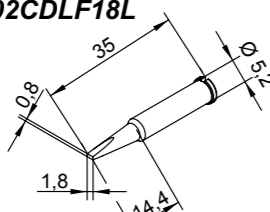
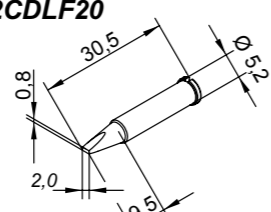
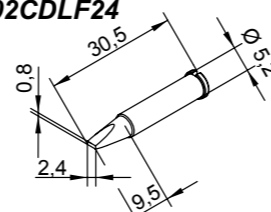
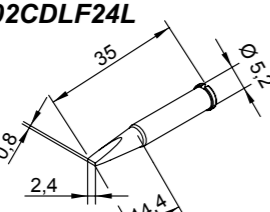
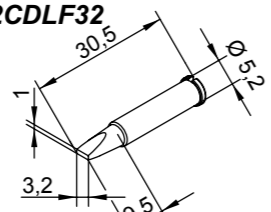
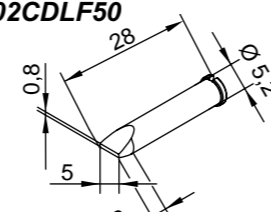




For:

### 102 ERSADUR Long-Life Soldering Tip Series

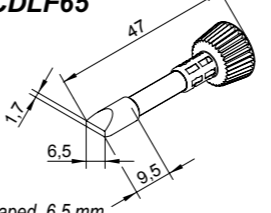
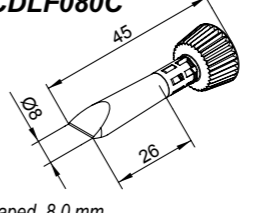
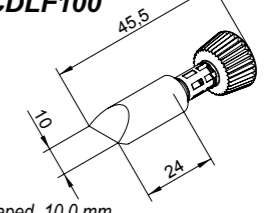
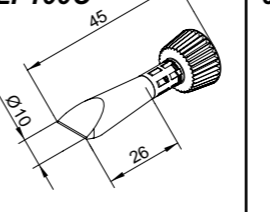
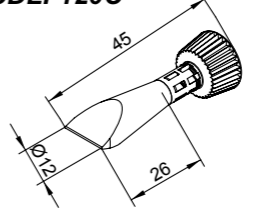
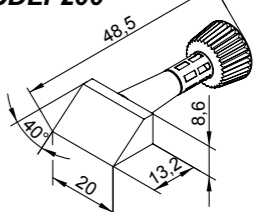
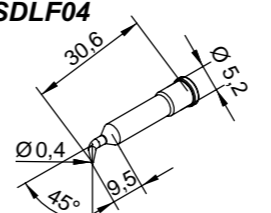
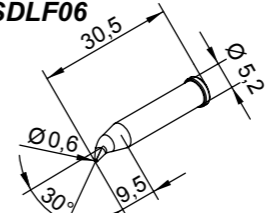
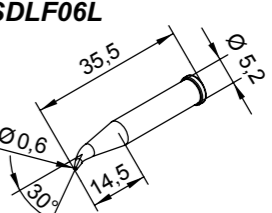
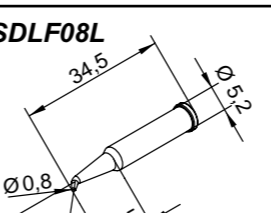
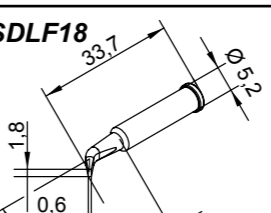
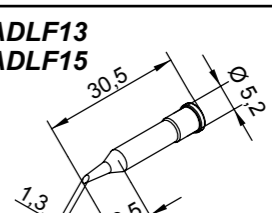
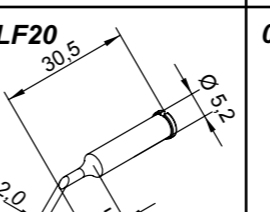
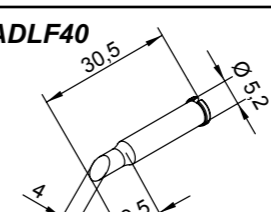
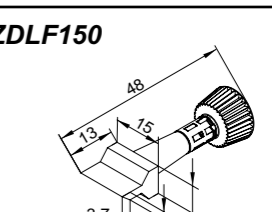
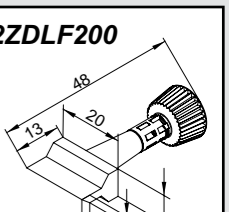
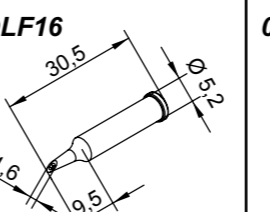
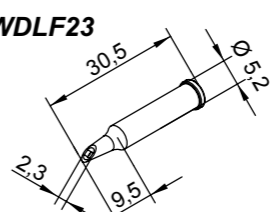
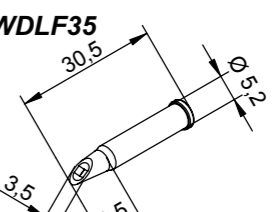
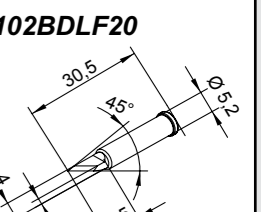
- **i-CON** with i-Tool soldering iron
- **i-CON1** with i-Tool soldering iron
- **i-CON2** with i-Tool soldering iron
- **i-CON1 C** with i-Tool soldering iron
- **i-CON2 C** with i-Tool soldering iron


<p><b>0102PDLF02</b></p>  <p>pencil point, 0.2 mm <math>\varnothing</math></p>	<p><b>0102PDLF03L</b></p>  <p>pencil point, extended, 0.3 mm <math>\varnothing</math></p>	<p><b>0102PDLF04</b></p>  <p>pencil point, 0.4 mm <math>\varnothing</math></p>
<p><b>0102PDLF04L</b></p>  <p>pencil point, extended, 0.4 mm <math>\varnothing</math></p>	<p><b>0102PDLF05L</b></p>  <p>pencil point, extended, 0.5 mm <math>\varnothing</math></p>	<p><b>0102PDLF06</b></p>  <p>pencil point, 0.6 mm <math>\varnothing</math></p>
<p><b>0102PDLF06L</b></p>  <p>pencil point, extended, 0.6 mm <math>\varnothing</math></p>	<p><b>0102PDLF07</b></p>  <p>pencil point, 0.7 mm <math>\varnothing</math></p>	<p><b>0102PDLF08L</b></p>  <p>pencil point, extended, 0.8 mm <math>\varnothing</math></p>
<p><b>0102PDLF10</b></p>  <p>pencil point, 1.0 mm <math>\varnothing</math></p>	<p><b>0102CDLF04</b></p>  <p>chisel-shaped, 0.4 mm</p>	<p><b>0102CDLF12</b> <b>0102CDLF16</b></p>  <p>chisel-shaped, 1.2 mm / 1.6 mm</p>
<p><b>0102CDLF18L</b></p>  <p>chisel-shaped, extended, 1.8 mm</p>	<p><b>0102CDLF20</b></p>  <p>chisel-shaped, 2.0 mm</p>	<p><b>0102CDLF24</b></p>  <p>chisel-shaped, 2.4 mm</p>
<p><b>0102CDLF24L</b></p>  <p>chisel-shaped, extended, 2.4 mm</p>	<p><b>0102CDLF32</b></p>  <p>chisel-shaped, 3.2 mm</p>	<p><b>0102CDLF50</b></p>  <p>chisel-shaped, 5.0 mm</p>

### 102 ERSADUR Long-Life Soldering Tip Series

For:

- **i-CON** with i-Tool soldering iron
- **i-CON1** with i-Tool soldering iron
- **i-CON2** with i-Tool soldering iron
- **i-CON1 C** with i-Tool soldering iron
- **i-CON2 C** with i-Tool soldering iron

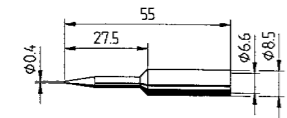
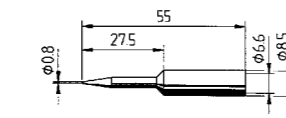
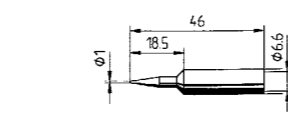
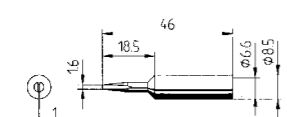
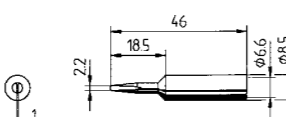
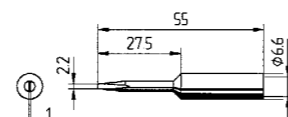
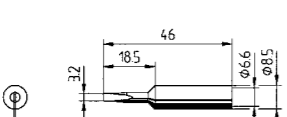
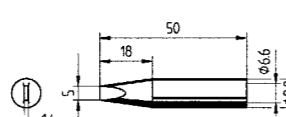
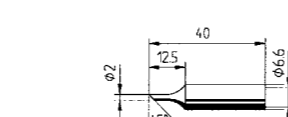
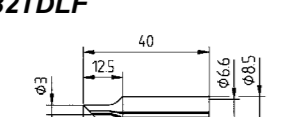
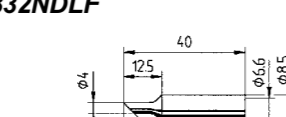
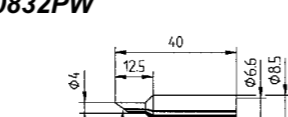
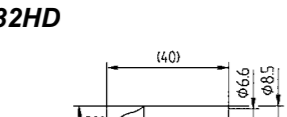
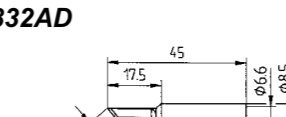
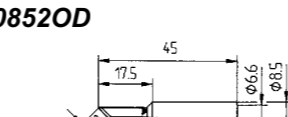
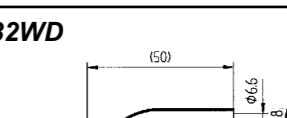
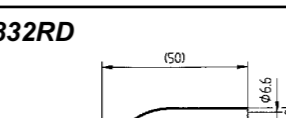
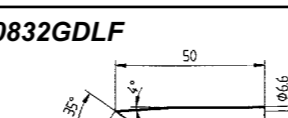
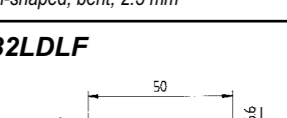
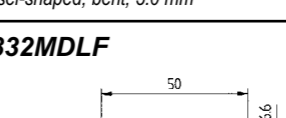
<p><b>0102CDLF65</b></p>  <p>chisel-shaped, 6.5 mm</p>	<p><b>0102CDLF080C</b></p>  <p>chisel-shaped, 8.0 mm</p>	<p><b>0102CDLF100</b></p>  <p>chisel-shaped, 10.0 mm</p>	
<p><b>0102CDLF100C</b></p>  <p>chisel-shaped, 10.0 mm</p>	<p><b>0102CDLF120C</b></p>  <p>chisel-shaped, 12.0 mm</p>	<p><b>0102CDLF200</b></p>  <p>chisel-shaped, 20.0 mm</p>	
<p><b>0102SDLF04</b></p>  <p>pencil point, bent, 0.4 mm <math>\varnothing</math></p>	<p><b>0102SDLF06</b></p>  <p>pencil point, bent, 0.6 mm <math>\varnothing</math></p>	<p><b>0102SDLF06L</b></p>  <p>pencil point, bent, extended, 0.6 mm <math>\varnothing</math></p>	
<p><b>0102SDLF08L</b></p>  <p>pencil point, bent, extended, 0.8 mm <math>\varnothing</math></p>	<p><b>0102SDLF18</b></p>  <p>pencil point, bent, 1.8 mm <math>\varnothing</math></p>	<p><b>0102ADLF13</b> <b>0102ADLF15</b></p>  <p>angled face, 1.3 mm <math>\varnothing</math> / 1.5 mm <math>\varnothing</math></p>	
<p><b>0102ADLF20</b></p>  <p>angled face, 2.0 mm <math>\varnothing</math></p>	<p><b>0102ADLF40</b></p>  <p>angled face, 4.0 mm <math>\varnothing</math></p>	<p><b>0102ZDLF150</b></p>  <p>Wick-Tip, 15.0 mm</p>	
<p><b>0102ZDLF200</b></p>  <p>Wick-Tip, 20.0 mm</p>			
<p><b>0102WDLF16</b></p>  <p>PowerWell with concave portion, 1.6 mm <math>\varnothing</math></p>	<p><b>0102WDLF23</b></p>  <p>PowerWell with concave portion, 2.3 mm <math>\varnothing</math></p>	<p><b>0102WDLF35</b></p>  <p>PowerWell with concave portion, 3.5 mm <math>\varnothing</math></p>	<p><b>0102BDLF20</b></p>  <p>PLCC blade</p>



For:

### 832 ERSADUR Long-Life Soldering Tip Series

- **ANALOG 60 / 60 A**
- **ANALOG 80 / 80 A**
- **DIGITAL 80 A**
- **DIGITAL 2000 A** with Power Tool soldering iron
- **ELS 8000 / M / D**
- **MICRO-CON 60 iA** with Power Tool soldering iron
- **MS 6000**
- **MS 8000 / D**
- **Multi-Pro**
- **Multi-Sprint**
- **Multi-TC**
- **RDS 80**
- **TWIN 80 A** with Ergo Tool soldering iron

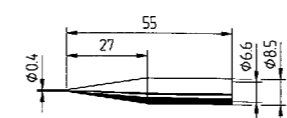
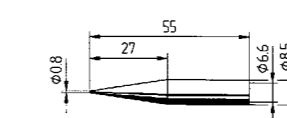
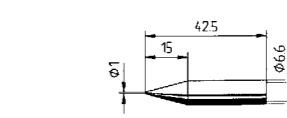

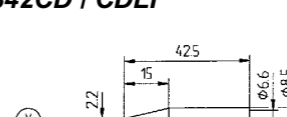
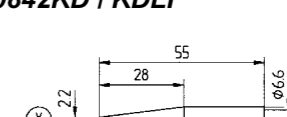
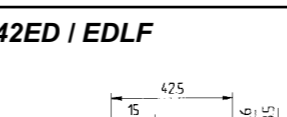
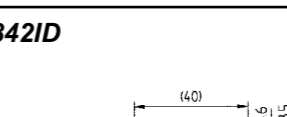
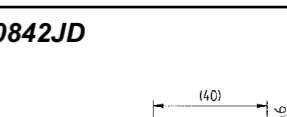
<p><b>0832 UDI/UDLF</b></p>  <p>pencil point, extended 0.4 mm <math>\phi</math></p>	<p><b>0832 SD/SDLF</b></p>  <p>pencil point, extended, 0.8 mm <math>\phi</math></p>	<p><b>0832 BD/BDLF</b></p>  <p>pencil point, 1.0 mm <math>\phi</math></p>
<p><b>0832 YDI/YDLF</b></p>  <p>chisel-shaped, 1.6 mm</p>	<p><b>0832 CD/CDLF</b></p>  <p>chisel-shaped, 2.2 mm</p>	<p><b>0832 KDI/KDLF</b></p>  <p>chisel-shaped, extended, 2.2 mm</p>
<p><b>0832 ED/EDLF</b></p>  <p>chisel-shaped, 3.2 mm</p>	<p><b>0832 VDI/VDLF</b></p>  <p>chisel-shaped, 5.0 mm</p>	<p><b>0832 FDLF</b></p>  <p>angled face, 2.0 mm <math>\phi</math></p>
<p><b>0832 TDLF</b></p>  <p>angled face, 3.0 mm <math>\phi</math></p>	<p><b>0832 NDLF</b></p>  <p>angled face, 4.0 mm <math>\phi</math></p>	<p><b>0832 PW</b></p>  <p>PowerWell with concave portion</p>
<p><b>0832 HD</b></p>  <p>SolderWell with concave portion, bent</p>	<p><b>0832 AD</b></p>  <p>PLCC blade, 1.5 mm</p>	<p><b>0852 OD</b></p>  <p>PLCC blade, 2.0 mm</p>
<p><b>0832 WD</b></p>  <p>chisel-shaped, bent, 2.5 mm</p>	<p><b>0832 RD</b></p>  <p>chisel-shaped, bent, 5.0 mm</p>	<p><b>0832 GDLF</b></p>  <p>angled face, 14 mm, 35°</p>
<p><b>0832 LDLF</b></p>  <p>angled face, 17 mm, 35°</p>	<p><b>0832 MDLF</b></p>  <p>angled face on both sides, 8 mm</p>	



### 842 ERSADUR Long-Life Soldering Tip Series

For:

- **ANALOG 60 / 60 A**
- **ANALOG 80 / 80 A**
- **DIGITAL 80 A**
- **DIGITAL 2000 A** with Power Tool soldering iron
- **ELS 8000 / M / D**
- **MICRO-CON 60 iA** with Power Tool soldering iron
- **MS 6000**
- **MS 8000 / D**
- **Multi-Pro**
- **Multi-Sprint**
- **Multi-TC**
- **RDS 80**
- **TWIN 80 A** with Ergo Tool soldering iron

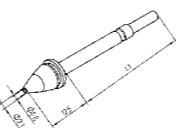
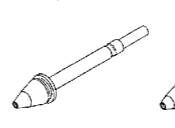
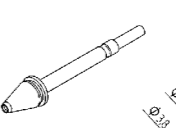
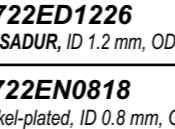
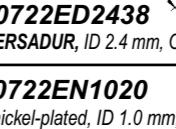
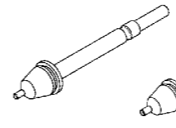
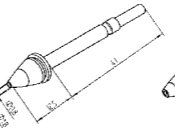
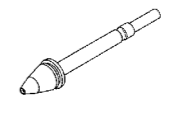
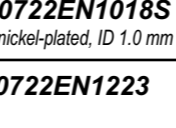
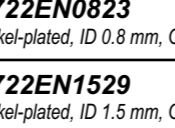
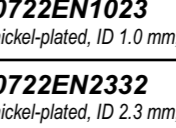
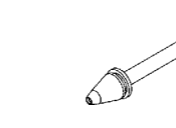
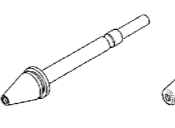
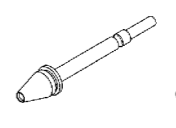
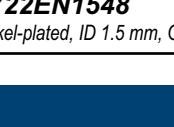

<p><b>0842UD / UDLF</b></p>  <p>pencil point, extended, 0.4 mm <math>\phi</math></p>	<p><b>0842SD / SDLF</b></p>  <p>pencil point, extended, 0.8 mm <math>\phi</math></p>	<p><b>0842BD / BDLF</b></p>  <p>pencil point, 1.0 mm <math>\phi</math></p>
<p><b>0842YD / YDLF</b></p>  <p>chisel-shaped, 1.6 mm</p>	<p><b>0842CD / CDLF</b></p>  <p>chisel-shaped, 2.2 mm</p>	<p><b>0842KD / KDLF</b></p>  <p>chisel-shaped, extended, 2.2 mm</p>
<p><b>0842ED / EDLF</b></p>  <p>chisel-shaped, 3.2 mm</p>	<p><b>0842ID</b></p>  <p>pencil point, bent, 0.4 mm <math>\phi</math></p>	<p><b>0842JD</b></p>  <p>chisel-shaped, bent, 2.2 mm</p>



### 722 Desoldering Tip Series, ERSADUR / nickel-plated

For:

- **DIGITAL 2000 A** with X-Tool desoldering iron
- **XTOOLKIT1**
- **i-CON** with X-Tool desoldering iron
- **i-CON2** with X-Tool desoldering iron

<p><b>0722ED0821</b></p>  <p>ERSADUR, ID 0.8 mm, OD 2.1 mm</p>	<p><b>0722ED1023</b> ERSADUR, ID 1.0 mm, OD 2.3 mm</p> 	<p><b>0722ED1529</b> ERSADUR, ID 1.5 mm, OD 2.9 mm</p> 
	<p><b>0722ED1226</b> ERSADUR, ID 1.2 mm, OD 2.6 mm</p> 	<p><b>0722ED2438</b> ERSADUR, ID 2.4 mm, OD 3.8 mm</p> 
<p><b>0722EN0615S</b> nickel-plated, ID 0.6 mm, OD 1.5 mm</p> 	<p><b>0722EN0818</b> nickel-plated, ID 0.8 mm, OD 1.8 mm</p> 	<p><b>0722EN1020</b> nickel-plated, ID 1.0 mm, OD 2.0 mm</p> 
<p><b>0722EN1018S</b> nickel-plated, ID 1.0 mm, OD 1.8 mm</p> 	<p><b>0722EN0823</b> nickel-plated, ID 0.8 mm, OD 2.3 mm</p> 	<p><b>0722EN1023</b> nickel-plated, ID 1.0 mm, OD 2.3 mm</p> 
<p><b>0722EN1223</b></p>  <p>nickel-plated, ID 1.2 mm, OD 2.3 mm</p>	<p><b>0722EN1529</b> nickel-plated, ID 1.5 mm, OD 2.9 mm</p> 	<p><b>0722EN2332</b> nickel-plated, ID 2.3 mm, OD 3.2 mm</p> 
	<p><b>0722EN1548</b> nickel-plated, ID 1.5 mm, OD 4.8 mm</p> 	<p><b>0722EN2348</b> nickel-plated, ID 2.3 mm, OD 4.8 mm</p> 





For:

### 612 ERSADUR Long-Life Soldering Tip Series

- **CPS 60.10**
- **DIGITAL 60 A**
- **DIGITAL 2000 A** with Tech Tool soldering iron
- **MICRO-CON 60 iA** with Tech Tool soldering iron

<p><b>0612SDLF</b></p> <p>pencil point, 0.4 mm <math>\phi</math></p>	<p><b>0612UDLF</b></p> <p>pencil point, 0.8 mm <math>\phi</math></p>	<p><b>0612BDLF</b></p> <p>pencil point, 1.0 mm <math>\phi</math></p>
<p><b>0612CDLF</b></p> <p>chisel-shaped, 1.0 mm</p>	<p><b>0612ADLF</b></p> <p>chisel-shaped, 1.6 mm</p>	<p><b>0612KDLF</b></p> <p>chisel-shaped, 2.4 mm</p>
<p><b>0612EDLF</b></p> <p>chisel-shaped, 3.2 mm</p>	<p><b>0612GDLF</b></p> <p>chisel-shaped, 5.0 mm</p>	<p><b>0612ID</b></p> <p>pencil point, 0.4 mm <math>\phi</math>, bent 30°</p>
<p><b>0612JD</b></p> <p>chisel-shaped, 1.6 mm, bent 30°</p>	<p><b>0612MD</b></p> <p>PLCC blade, 1.5 mm</p>	<p><b>0612TW</b></p> <p>ERSA TechWell with concave portion, 3.0 mm</p>
<p><b>0612HD</b></p> <p>ERSA SolderWell with concave portion, 2.5 mm, bent 30°</p>	<p><b>0612ZD</b></p> <p>WickTip 10.5 x 3.6 mm</p>	<p><b>0612ND</b></p> <p>3.0 mm, bent 45°</p>
<p><b>0612FDLF</b></p> <p>2.0 mm, bent 45°</p>	<p><b>0612WDLF</b></p> <p>4.0 mm, bent 45°</p>	



For:

### 042 and 012 ERSADUR Long-Life Soldering Tip Series

- **Minor S (042 series)**
- **Minityp S (tip 0012BD)**

<p><b>0042BD</b></p> <p>pencil point, 0.1 mm <math>\phi</math></p>	<p><b>0042LD</b></p> <p>angled face, 1 mm</p>	<p><b>0012BD</b></p> <p>pencil point</p>
--	---	--



### 422 ERSADUR Desoldering Tip Series

For:

- **DIGITAL 2000 A** with Chip Tool
- **MICRO-CON 60 iA** SMD Desoldering Pincette 40
- **REWORK 80**
- **SMD 8000**
- **SMT UNIT 60 AC / A** with Chip Tool / SMD Desoldering Pincette 40
- **i-CON** with Chip Tool desoldering pincette
- **i-CON2** with Chip Tool desoldering pincette

<p><b>0422FD10</b></p> <p>4 mm, for e.g. SO 8 GT/14 GT/16GT</p>	<p><b>0422ED</b></p> <p>6 mm, for e.g. SOIC 8</p>	<p><b>0422FD3</b></p> <p>7.5 mm, for e.g. SOIC 12 / SOT 23</p>
<p><b>0422FD1</b></p> <p>10 mm, for e.g. SOIC 16</p>	<p><b>0422FD4</b></p> <p>12.5 mm, for e.g. SOIC 20</p>	<p><b>0422FD2</b></p> <p>15 mm, for e.g. SOIC 24</p>
<p><b>0422FD5</b></p> <p>17.5 mm, for e.g. SOIC 28</p>	<p><b>0422FD6</b></p> <p>20 mm, for e.g. SOIC 32</p>	<p><b>0422FD7</b></p> <p>25 mm, for e.g. SOIC 40</p>
<p><b>0422FD8</b></p> <p>27.5 mm, for components of 27.5 mm side length</p>	<p><b>0422FD9</b></p> <p>40 mm, for components of 40 mm side length</p>	<p><b>0422QD5</b></p> <p>90°, length 10 mm, for e.g. PLCC 20</p>
<p><b>0422QD1</b></p> <p>90°, length 12.5 mm, for e.g. PLCC 28</p>	<p><b>0422QD6</b></p> <p>90°, length 15 mm, for e.g. QFP, TQFP and TQFP 0T25</p>	<p><b>0422QD3</b></p> <p>90°, length 17.5 mm, for e.g. PLCC 44</p>
<p><b>0422QD4</b></p> <p>90°, length 20 mm, for e.g. PLCC 52</p>	<p><b>0422QD2</b></p> <p>90°, length 25 mm, for e.g. PLCC 68</p>	<p><b>0422QD7</b></p> <p>90°, length 30 mm, for e.g. PLCC 84</p>
<p><b>0422RD1</b></p> <p>length 22.5 x 16.5 mm, for e.g. QFP 100</p>	<p><b>0422RD2</b></p> <p>length 15 x 12.5 mm, for e.g. PLCC 32</p>	<p><b>0422MD</b></p> <p>ellipse, for MELF and MINIMELF</p>
<p><b>0422SD*</b></p> <p>for MICROMELF</p>	<p><b>*Please note:</b> The desoldering tips 0422SD must be used in combination with the tip turn protection set to ensure good results. Tip turn protection set for TC 40 desoldering pincette and desoldering pincette 40 on request.</p>	





For:

### 212 ERSADUR Long-Life Soldering Tip Series

- **ANALOG 20 A**
- **DIGITAL 2000 A** with Micro Tool soldering iron
- **MICRO-CON 60 iA** with Micro Tool soldering iron
- **REWORK 80**
- **SMD 8000**
- **SMT UNIT 60 A / AS**
- **TWIN 40 A / AS**
- **TWIN 80 A** with Micro Tool soldering iron

<p><b>0212SDFL</b></p> <p>pencil point, 0.2 mm ø</p>	<p><b>0212BDLF</b></p> <p>pencil point, 0.4 mm ø</p>	<p><b>0212ADLF</b></p> <p>pencil point, 1.0 mm ø, reinforced</p>
<p><b>0212CDLF</b></p> <p>chisel-shaped, 1.0 mm</p>	<p><b>0212EDLF</b></p> <p>chisel-shaped, 1.8 mm</p>	<p><b>0212KDLF</b></p> <p>chisel-shaped, extended, 1.8 mm</p>
<p><b>0212FDLF</b></p> <p>chisel-shaped, reinforced, 2.2 mm</p>	<p><b>0212GD</b></p> <p>chisel-shaped, reinforced, 3.2 mm</p>	<p><b>0212VD</b></p> <p>chisel-shaped, reinforced, 5.0 mm</p>
<p><b>0212RD</b></p> <p>pencil point, bent, 0.2 mm</p>	<p><b>0212ID</b></p> <p>bent, reinforced, 0.6 mm</p>	<p><b>0212ND</b></p> <p>angled face, reinforced, 2.0 mm</p>
<p><b>0212WD</b></p> <p>MiniMicroWell, 1.6 mm</p>	<p><b>0212MS</b></p> <p>MicroWell, 2.3 mm</p>	<p><b>0212OD</b></p> <p>SolderWell, 3.0 mm</p>



For:

### 662 Desoldering Tip Series

- **ELS 8000 / M / D**
- **ELS 8100**

<p><b>0662AE</b></p> <p>ERSADUR, 1.2 mm ø (solder joints w. medium heat requirements)</p>	<p><b>0662BE</b></p> <p>ERSADUR, 1.0 mm ø (solder joints w. medium heat requirements)</p>	<p><b>0662CE</b></p> <p>ERSADUR, 0.8 mm ø (solder joints w. medium heat requirements)</p>
---	---	---

### 032 ERSADUR Long-Life Soldering Tip Series

For:

- **ERSA 30 S**

<p><b>0032KD</b></p> <p>ERSADUR, chisel-shaped, 3.1 mm</p>	<p><b>0032BD</b></p> <p>ERSADUR, pencil point, 1.1 mm ø</p>	<p><b>0032JD</b></p> <p>ERSADUR, chisel-shaped, bent, 3.1 mm</p>
--	---	--



### 052 ERSADUR Long-Life Soldering Tip Series

For:

- **ERSA 50 S**

<p><b>0052JD</b></p> <p>ERSADUR, chisel-shaped, bent, 3.1 mm</p>		
--	--	--



### 082 ERSADUR Long-Life Soldering Tip Series

For:

- **ERSA 80 S**

<p><b>0082JD</b></p> <p>ERSADUR, chisel-shaped, bent, 4.8 mm</p>	<p><b>0082KD</b></p> <p>ERSADUR, chisel-shaped, 4.8 mm</p>	
--	--	--



### 152 ERSADUR Long-Life Soldering Tip Series

For:

- **ERSA 150 S**

<p><b>0152JD</b></p> <p>ERSADUR, chisel-shaped, bent, 5.3 mm</p>	<p><b>0152KD</b></p> <p>ERSADUR, chisel-shaped, 5.3 mm</p>	
--	--	--



### 202, 302 and 552 Soldering Tip Series, ERSADUR / nickel-plated

For:

- **ERSA 200 (202 series)**
- **ERSA 300 (302 series)**
- **ERSA 550 (552 series)**

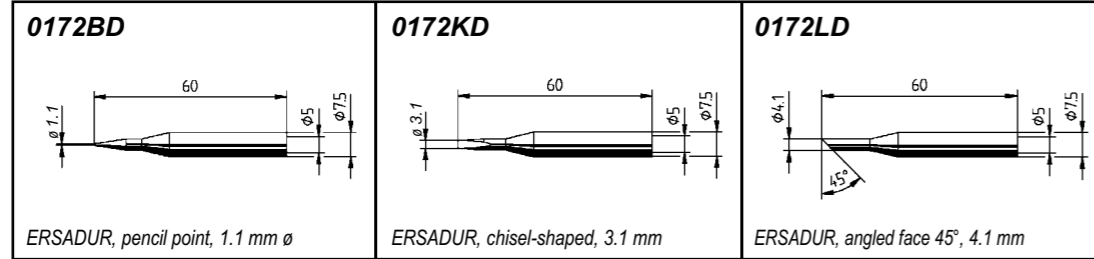
<p><b>0202MZ / 0202MD</b></p> <p>MZ: nickel-plated, MD: ERSADUR chisel-shaped, reinforced, 18 mm</p>	<p><b>0302MZ / 0302 MD</b></p> <p>MZ: nickel-plated, MD: ERSADUR chisel-shaped, reinforced, 25 mm</p>	<p><b>0552MZ / 0552 MD</b></p> <p>MZ: nickel-plated, MD: ERSADUR chisel-shaped, reinforced, 35 mm</p>
--	---	---





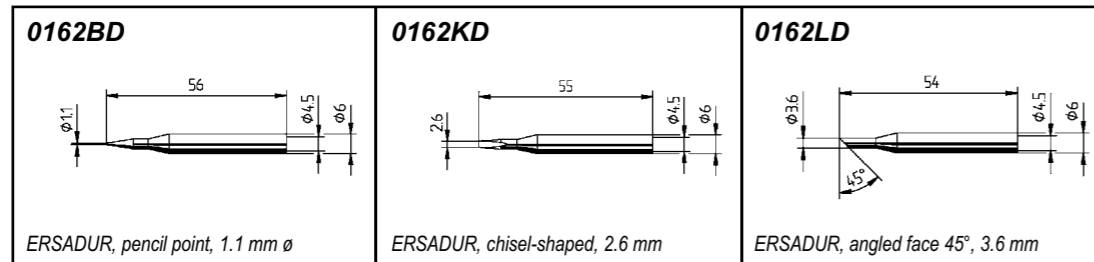
**For:** **172 ERSADUR Long-Life Soldering Tip Series**

• Multitip 25



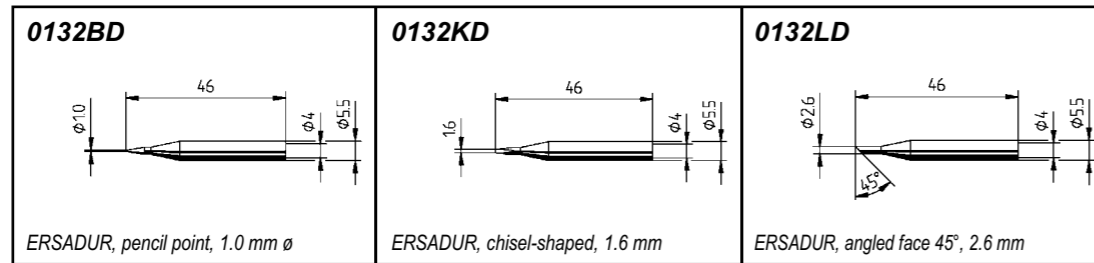
**For:** **162 ERSADUR Long-Life Soldering Tip Series**

• Multitip 15  
• Tip 260



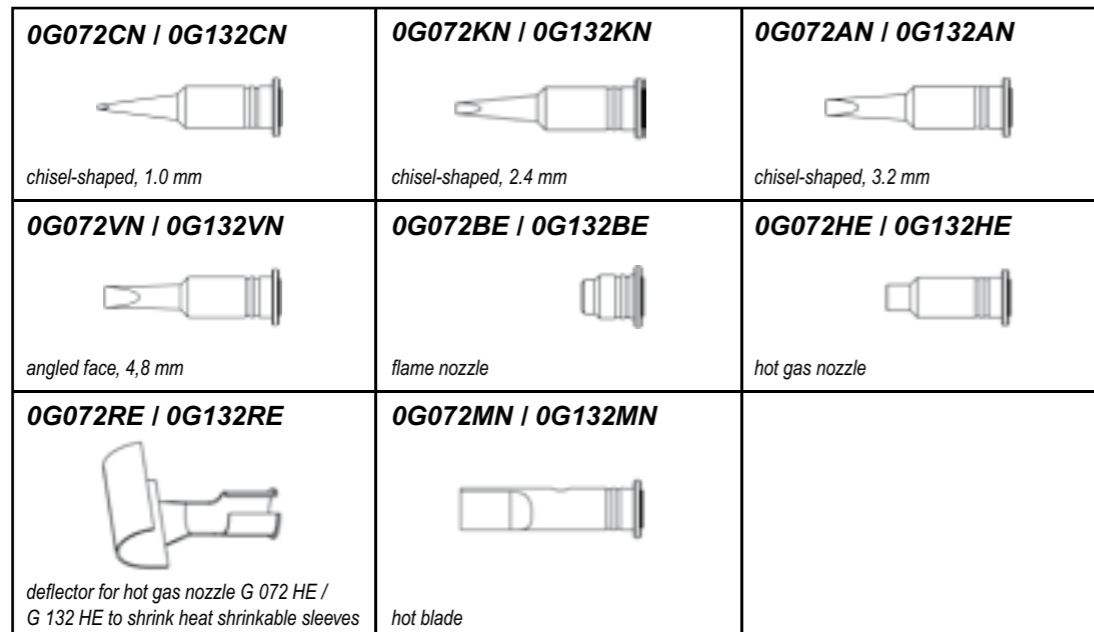
**For:** **132 ERSADUR Long-Life Soldering Tip Series**

• Multitip 08



**For:** **G 072 and G 132 Soldering Tip Series**

• Independent 75 gas soldering iron (G 072 series)  
• Independent 130 gas soldering iron (G 132 series)



**ERSA IR Rework Systems**



Real time rework process visualization



**IRIPL 550**

Top-selling rework system based on cost/performance ratio; 1,600 W, DynamicIR heating technology; plastic, metal, high or low mass SMT or PTH – IR 550 does it all!



**IRIPL 650**

DynamicIR heating technology for large (460 mm x 560 mm) PCBs; 4,600 W, 9 zone programmable top & bottom heating zones; precise, easy-to-use motorized Auto "Pick & Place"

Order no.	Description	Voltage
0IR650A	IR 650 dynamic IR rework system	230 V
0PL650A	PL 650 precision placement system	230 V
0IR550A	IR 550 dynamic IR rework system	230 V
0PL550A	PL 550 precision placement system	230 V



Complete solutions for rework made by ERSA. Ask for our free catalogue.

**ERSA Inspection Systems**



**ERSASCOPE 1 - Original**

90° viewing capability with high magnification for general inspection of PCBs with all component types



ERSASCOPE inspection of components



**ERSASCOPE 2 plus**

Designed to handle the low-profile components such as Flip Chips,  $\mu$ BGAs and CSPs



Order no.	Description	Voltage
0VSSC600*	ERSASCOPE 2 plus inspection system	230 V
0VSSC070	ERSASCOPE 1 - Original with ImageDoc Basic software	230 V

\*Software available as an option



Complete solutions for visual solder joint inspection made by ERSA. Ask for our free catalogue.