

S.series



B3



Keypads

The 12 or 16 key S.series keypads are specially designed for public environment applications, such as vending machines, ticket machines, payment terminals, telephones, access control systems and industrial machinery.

Electrical life 4 million actuations / key

- The S.series therefore has high resistance to impact and vandalism (IK10) and is also sealed to IP 67
- KEYS: The metal anti pull-off keys are highly resistant to shock and fire.
- MARKING: Customised markings or symbols in different colours are available on request

TECHNICAL SPECIFICATIONS

ELECTRICAL SPECIFICATIONS

Power supply:	Nominal 5 V, 5 mA Maximum voltage 24 V Minimum voltage 0.5 V Minimum current 0.1 mA
Illumination	
Current consumption for single LED:	20 mA at 2.1 V (yellow and green) 20 mA at 1.9 V (red) 10 mA at 3.4 V (blue)
<i>NOTE: A load resistor may need to be connected by the customer in order to power the LED correctly. Luminosity and wave length scattering caused by technologie used in the LED manufacturing processes may lead to visual differences in our products</i>	
Contact resistance	≤200 Ω
Electrostatic breakdown value	5 kV
Isolation resistance	≥1000 MΩ at 100 VDC
Electric strength	as per EN IEC 60512-2 1500 Vrms, 50 Hz, 1 min.,

MECHANICAL CHARACTERISTICS

Storage temperature	-30 °C ... +85 °C
Operating temperature	-25°C ... +85°C
Protection degree	IP 67 as per IEC 60529, mounted
Shock resistance	IK 10 (20J)
Actuation force:	2 N ±1N
Key travel:	1.5 mm ±0.3 mm
Lifetime (actuations/key):	4 million actuations
Rebound time:	≤40 ms
Environmental resistance	
- Damp heat (@+40°C) as per EN IEC 60512-6	21 days
- Saline mist as per EN IEC 60512-6	96 Hours
- Dry heat (@+85°C) as per EN IEC 60512-6	10 days

STANDARD PART NUMBERS

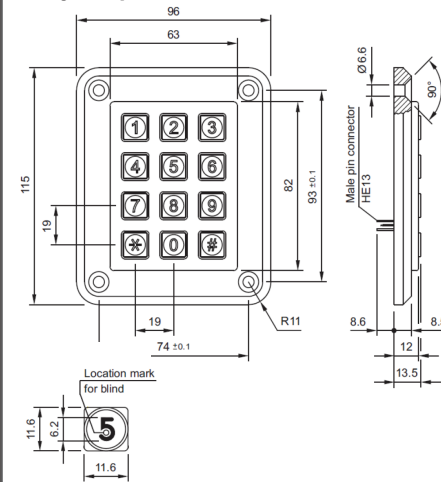
12 Keys version with TELEPHONE marking	Circuit	Part numbers
• Non Illuminated / Black	Common point «PC»	S.12100.001
• Non Illuminated / Black	Matrix «XY»	S.12150.001
• Blue Illuminated	Common point «PC»	S.12100.211
• Blue Illuminated	Matrix «XY»	S.12150.211
• Yellow Illuminated	Common point «PC»	S.12100.241
• Yellow Illuminated	Matrix «XY»	S.12150.241
16 Keys version with HEXADECIMAL marking	Circuit	Part numbers
• Non Illuminated / Black	Common point «PC»	S.16300.001
• Non Illuminated / Black	Matrix «XY»	S.16350.001
• Blue Illuminated	Common point «PC»	S.16300.211
• Blue Illuminated	Matrix «XY»	S.16350.211
• Yellow Illuminated	Common point «PC»	S.16300.241
• Yellow Illuminated	Matrix «XY»	S.16350.241

Further options and information available: www.eozonline.com

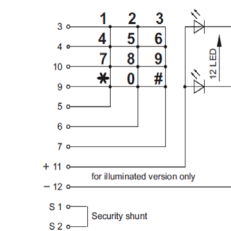
DIMENSIONS

Technical drawing

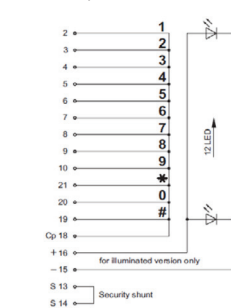
12 Keys telephone



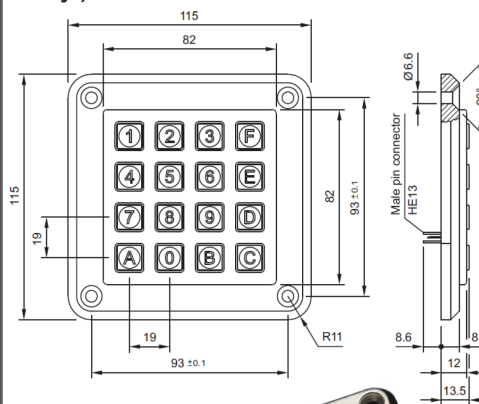
Matrix:



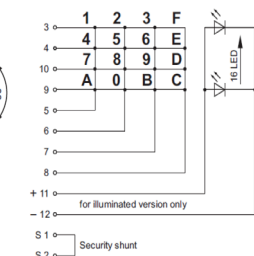
Common point:



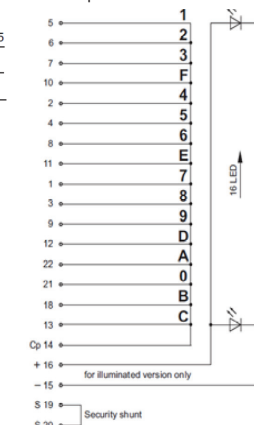
16 Keys, Hexadecimal



Matrix:



Common point:



S.series Lite



Keypads

The S.series Lite looks like a metal keypad, but the keys and housing are crafted from polycarbonate which is known for its incredible strength and high-impact resistance. It is also protected to IP67 against water, oil and dirt ingress and the metal-look finish is scratch-resistant to ensure long-lasting good

Electrical life 4 million actuations / key

- KEYS: Polycarbonate (PC), metal-look
- MARKING: Precision marking using laser etching and marking. Customised markings or symbols on request.

B4

TECHNICAL SPECIFICATIONS

ELECTRICAL SPECIFICATIONS	
Power supply:	Nominal 5 V, 5 mA Maximum voltage 24 V Minimum voltage 0.5 V Minimum current 0.1 mA
Illumination (by LED)	5V (all colours) blue and yellow as standard, red, green, and white on request
Contact resistance	≤200 Ω
Electrostatic breakdown value	5 kV
Isolation resistance	≥1000 MΩ at 100 VDC
Electric strength	as per EN IEC 60512-2 1500 Vrms, 50 Hz, 1 min.,

MECHANICAL CHARACTERISTICS	
Storage temperature	-30 °C ... +85 °C
Operating temperature	-25°C ... +85°C
Protection degree	IP 67 as per IEC 60529, mounted
Shock resistance	IK 09
Actuation force:	2 N ±1N
Key travel:	1.5 mm ±0.3 mm
Lifetime (actuations/key):	4 million actuations
Rebound time:	≤40 ms
Environmental resistance	
- Damp heat (@+40°C) as per EN IEC 60512-6	21 days
- Saline mist as per EN IEC 60512-6	96 Hours
- Dry heat (@+85°C) as per EN IEC 60512-6	10 days

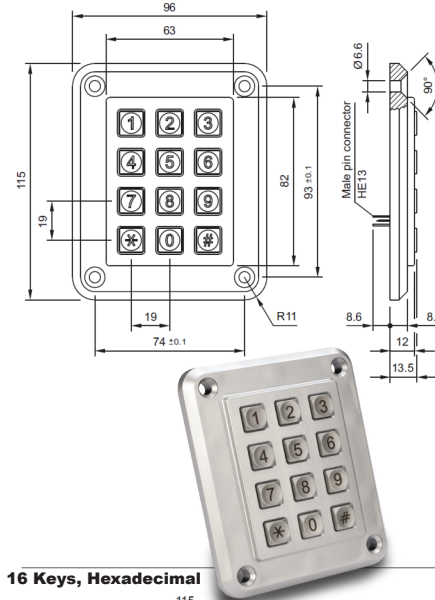
STANDARD PART NUMBERS		
12 Keys version with TELEPHONE marking		
• Non Illuminated / Black	Common point «PC»	SL.12100.001
• Non Illuminated / Black	Matrix «XY»	SL.12150.001
• Blue Illuminated	Common point «PC»	SL.12100.211
• Blue Illuminated	Matrix «XY»	SL.12150.211
• Yellow Illuminated	Common point «PC»	SL.12100.241
• Yellow Illuminated	Matrix «XY»	SL.12150.241
16 Keys version with HEXADECIMAL marking		
• Non Illuminated / Black	Common point «PC»	SL.16300.001
• Non Illuminated / Black	Matrix «XY»	SL.16350.001
• Blue Illuminated	Common point «PC»	SL.16300.211
• Blue Illuminated	Matrix «XY»	SL.16350.211
• Yellow Illuminated	Common point «PC»	SL.16300.241
• Yellow Illuminated	Matrix «XY»	SL.16350.241

Further options and information available: www.eozonline.com

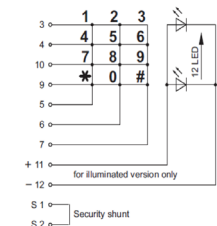
DIMENSIONS

Technical drawing

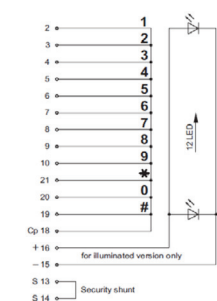
12 Keys telephone



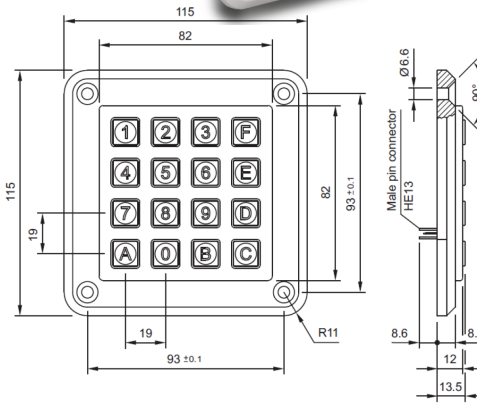
Matrix:



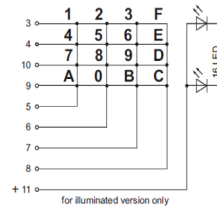
Common point:



16 Keys, Hexadecimal



Matrix:



Common point:

