





SMT POWER INDUCTORS

Unshielded Drum Core - P1252NL Series



-  **Height:** 7.5mm Max
-  **Footprint:** 22.33mm x 15.14mm Max
-  **Current Rating:** up to 15A
-  **Inductance Range:** 0.78μH to 10μH

Electrical Specifications @ 25°C — Operating Temperature -40°C to +130°C

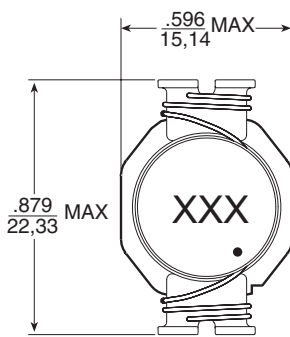
Part ^{6,7} Number	Inductance @ I _{PK} A _{DC} (μH ± 20%)	I _{rated} ⁵ (A)	DCR (MAX) (mΩ)	Saturation Current (A) @ 25°C	Heating Current (A)
P1252.781NL	0.78	15.0	2.6	30.0	15.0
P1252.152NL	1.5	15.0	4.0	25.0	15.0
P1252.222NL	2.2	12.0	6.1	20.0	12.0
P1252.332NL	3.3	10.0	8.6	17.0	10.0
P1252.392NL	3.9	9.0	10	15.0	9.0
P1252.472NL	4.7	8.4	14	13.0	8.4
P1252.602NL	6.0	7.5	17	12.0	7.5
P1252.782NL	7.8	7.5	18	11.0	7.5
P1252.103NL	10	6.0	26	10.0	6.0

- NOTES: 1. The temperature of the component (ambient plus temperature rise) must be within the specified operating temperature range.
 2. Inductance tested at 100kHz, 0.1 mV_{RMS}
 3. Inductance drop = 10% typical at the saturation current
 4. ΔT = 40°C rise typical at the heating current
 5. The rated current is the lower of the saturation or heating current.

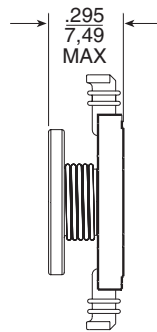
6. Optional Tape & Reel packaging can be ordered by adding a "T" suffix to the part number (i.e. P1252.781NL becomes P1252.781NLT). Pulse complies to industry standard tape and reel specification EIA481.
 7. The "NL" suffix indicates an RoHS-compliant part number. Non-NL suffixed parts are not necessarily RoHS compliant, but are electrically and mechanically equivalent to NL versions. If a part number does not have the "NL" suffix, but an RoHS compliant version is required, please contact Pulse for availability.

Mechanical

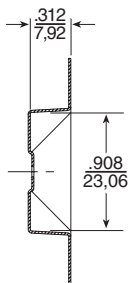
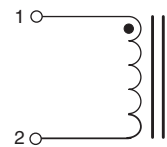
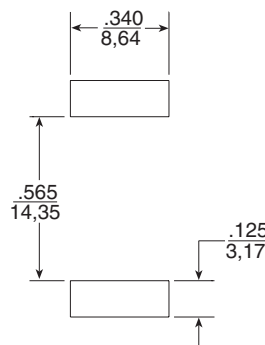
Schematic



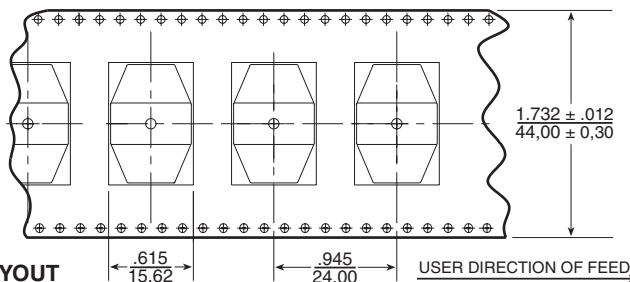
NOTE: Dot indicates start of winding



SUGGESTED PAD LAYOUT



TAPE & REEL LAYOUT



Weight 4.1 grams
 Tape & Reel 300/reel

Dimensions: Inches
 mm
 Unless otherwise specified,
 all tolerances are ± .010
 0,25