


## REL-MR- 60DC/21

Order No.: 2961118

The illustration shows the version REL-MR- 24DC/21



<http://eshop.phoenixcontact.de/phoenix/treeViewClick.do?UID=2961118>

Pluggable miniature relays, with power contact, 1 PDT, input voltage 60 V DC

### Commercial data

EAN	4017918130886
Pack	10 Pcs.
Customs tariff	85364190
Weight/Piece	0.0065 KG
Catalog page information	Page 76 (IF-2007)

### Product notes

WEEE/RoHS-compliant since:  
03/13/2006



<http://www.download.phoenixcontact.com>  
Please note that the data given here has been taken from the online catalog. For comprehensive information and data, please refer to the user documentation. The General Terms and Conditions of Use apply to Internet downloads.

### Technical data

#### Coil side

Nominal input voltage $U_N$	60 V DC
Nominal input current at $U_N$	3 mA
Typical response time	5 ms
Typical release time	2.5 ms
Coil resistance	20500 $\Omega$ +/-15% (at 20°C)

**Contact side**

Contact type	Single contact, 1-PDT
Contact material	AgSnO
Maximum switching voltage	250 V AC/DC
Minimum switching voltage	12 V AC/DC
Maximum inrush current	(on request)
Min. switching current	10 mA
Limiting continuous current	6 A
Interrupting rating (ohmic load) max.	140 W (for 24 V DC)
	20 W (for 48 V DC)
	18 W (for 60 V DC)
	23 W (for 110 V DC)
	40 W (for 220 V DC)
	1500 VA (for 250 V AC)

**General data**

Length	28 mm
Height	15 mm
Width	5 mm
Test voltage relay winding/relay contact	4 kV AC (50 Hz, 1 min)
Ambient temperature (operation)	-40 °C ... 85 °C
Ambient temperature (storage/transport)	-40 °C ... 85 °C
Operating mode	100% operating factor
Service life mechanical	2 x 10 <sup>7</sup> cycles
Standards/regulations	IEC 60664
	IEC 60664 A
	DIN VDE 0110
	DIN VDE 0106-101
	DIN EN 50178/DIN VDE 0160 (in relevant parts)
	IEC 60255/DIN VDE 0435 (in relevant parts)
	EN 60730/DIN VDE 0631
Pollution degree	3
Surge voltage category	III
Mounting position	Any
Assembly instructions	In rows with zero spacing

**Connection data**

Type of connection	Plug / solder connection
--------------------	--------------------------

**Certificates / Approvals**

Approval logo

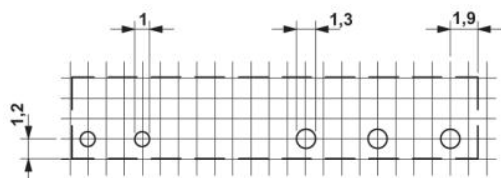


**requested approbations**

Certification	CSA, CUL, GL, GOST, UL, VDE-PZI
---------------	---------------------------------

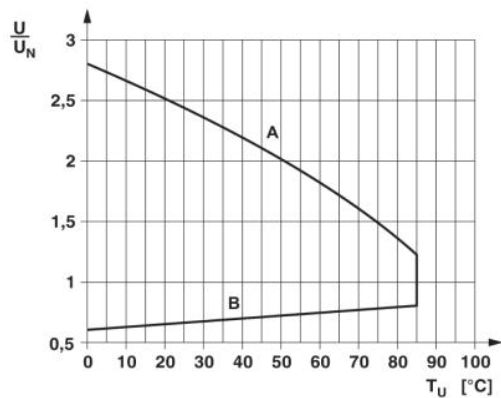
**Drawings**

Drilling diagram



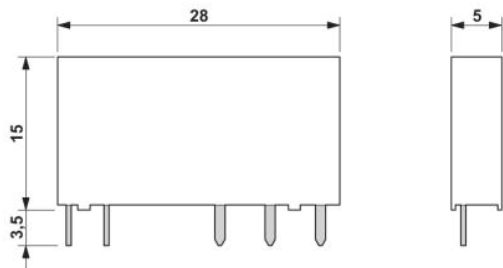
a = pitch division 1.25 mm and 1.27 mm

Diagram



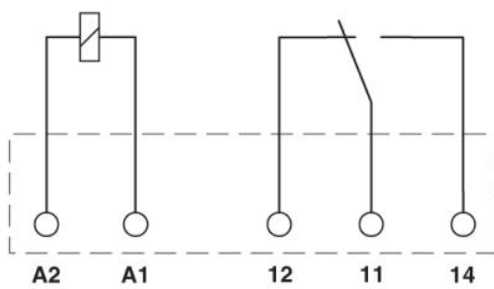
Dimensioned drawing

---



Circuit diagram

---



**Address**

PHOENIX CONTACT GmbH & Co. KG  
Flachsmarktstr. 8  
32825 Blomberg, Germany  
Phone +49 5235 3 00  
Fax +49 5235 3 41200  
<http://www.phoenixcontact.de>



© 2008 Phoenix Contact  
Technical modifications reserved;