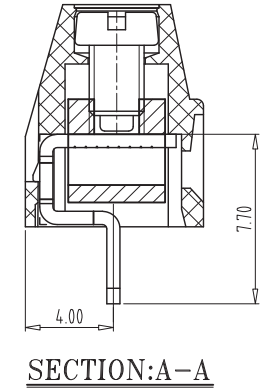
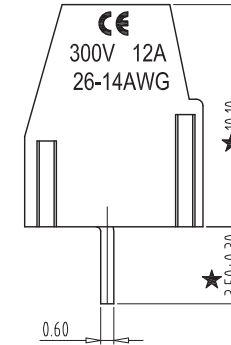
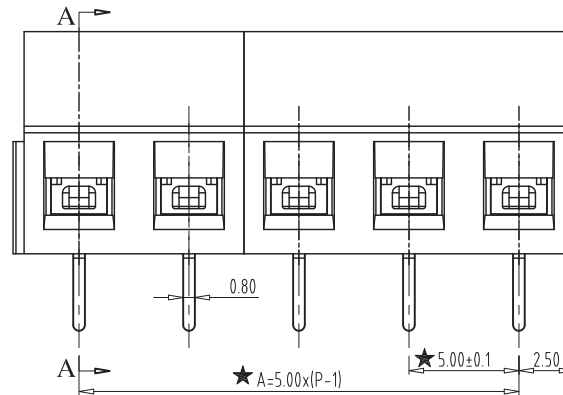
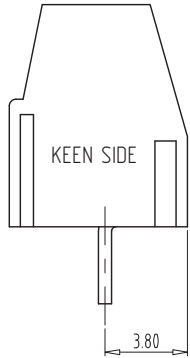
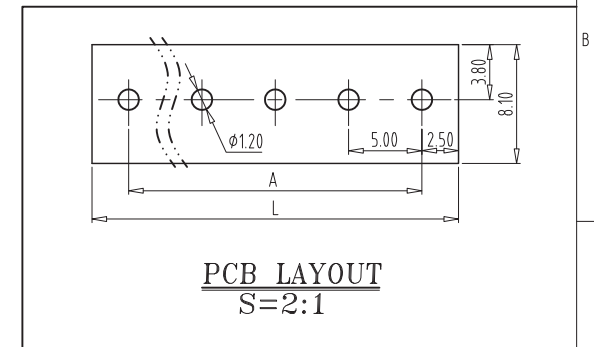
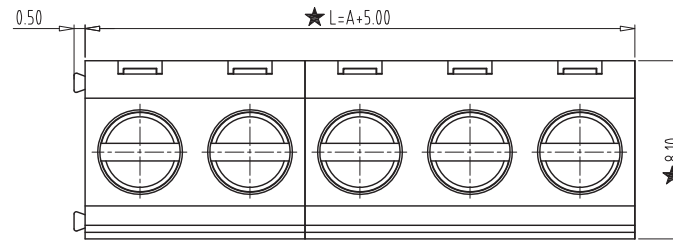


REV	CONTENT	CHK	DATE
-----	---------	-----	------



NOTES:

1. Rating:300V 12A;
2. Insulation Withstands Voltage: AC2000V/MIN
3. Insulation Resistance:
500MΩ or more at DC500V
4. Using Temperature Range: -40°C/+105°C
5. Screw Torque Vlaue:0.4N.m
6. Suitable Electric Wire: 14-26AWG
- 7, " ★ " the important dimension.



PCB LAYOUT
S=2:1

Total Pitch Tolerances in mm										Nominal dimension range in mm										⊥	≡	-	//
over 0	over 30	over 53	over 70	over 90	over 115	over 150	over 200	over 250	over 320	over 0	over 30	over 53	over 70	over 90	over 115	over 150	over 200	over 250	over 320	over 0	over 100	over 150	
±0.18	±0.20	±0.25	±0.3	±0.35	±0.44	±0.55	±0.70	±0.75	±0.20	±0.25	±0.30	±0.35	±0.44	±0.55	±0.70	±0.80	±0.90	0.2	0.3	0.3	0.2	0.3	0.5

ITEM	NAME OF PART	NO. OF PART	Q"TY	MATERIAL	NOTE
DWG.	ZX	DATE	2020.08.28	UNITS	mm
CHK.		DATE		SCALE	3:1
APP.		DATE			
				NAME	KSE-127-5.00-XX
				DWGNO.	