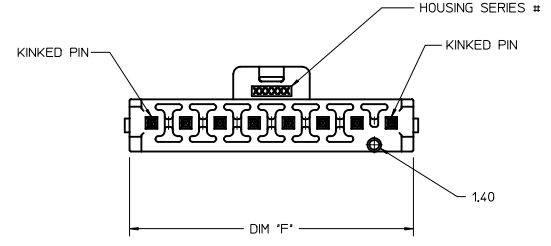
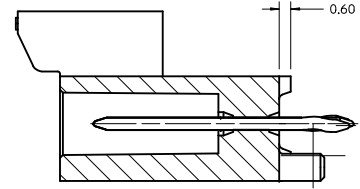
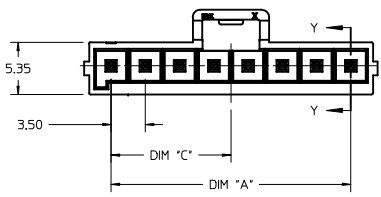
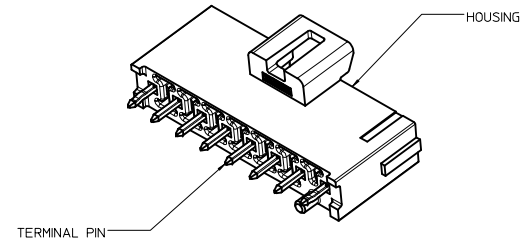
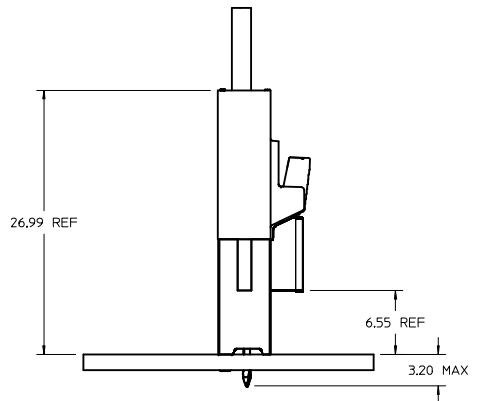


FIRST CIRCUIT MARK
(NOT SHOWING ON 2
AND 3 CIRCUITS SERIES)



- NOTES:
- MATERIAL :
HOUSING
OPTION 1: LCP E130i, V-0 GLOW WIRE, BLACK
OPTION 2: LCP E130i, V-0 GLOW WIRE, NATURAL
TERMINAL: COPPER ALLOY
 - PLATING FINISH:
OPTION 1 - 1.5µm(60µin)-2.5µm(100µin) TIN OVER
1.25µm(50µin)-2.5µm(100µin) NICKEL OVERALL
OPTION 2 - 0.35µm(15µin) GOLD CONTACT AREA,
1.5µm(60µin)-2.5µm(100µin) TIN TAIL AREA OVER
1.25µm(50µin)-2.5µm(100µin) NICKEL OVERALL
OPTION 3 - 0.70µm(30µin) GOLD CONTACT AREA,
1.5µm(60µin)-2.5µm(100µin) TIN TAIL AREA OVER
1.25µm(50µin)-2.5µm(100µin) NICKEL OVERALL
 - PARTS TO BE PACKAGED PER PK SPEC PK-172287-9001
 - PRODUCT SPECIFICATION PS-172323-0001
 - PART MATES WITH MOLEX RECEPTACLE HOUSING
172256 AND 172260
 - PART CONFORMS TO CLASS 'C' REQUIREMENTS OF SPECIFICATION
PS-45499-002 WITH 0.13 MM MAXIMUM FLASH ALLOWED IN CORE
HOLES AND FRONT SURFACE.
 - DISCOLORATION IN THE BANDOLIER AREA OF THE PIN IS
INHERENT TO THE PLATING PROCESS AND IS DUE TO THE MASKING
EFFECT OF THE CARRIER, THIS DISCOLORATION IS IN A NON-FUNCTIONAL
AREA OF THE PIN AND WILL NOT AFFECT THE PERFORMANCE OF THE
HEADER ASSEMBLY.
 - APPLICATION SPECIFICATION AS-172323-0001

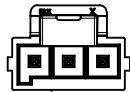
SECTION Y-Y
SCALE 8:1



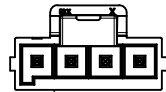
X RELEASE IEC NO: UCP2015-4103 DRAWN: DROSCA CHKD: APPR: RHODGE DATE: 2015/04/14 DATE: 2015/04/15	QUALITY SYMBOLS	GENERAL TOLERANCES (UNLESS SPECIFIED)	DIMENSION STYLE	SCALE	DESIGN UNITS	THIRD ANGLE PROJECTION
	▽=0	mm INCH	MM ONLY	4:1	METRIC	☉
	▽=0	4 PLACES ± --- ± ---	DRAWN BY DATE			TITLE
	▽=0	3 PLACES ± --- ± ---	DROSCA 2014/03/04			ULTRA-FIT VERT HEADER 2-8 CKTS SINGLE ROW WITH KINKED PINS
	2 PLACES ± 0.25 ± ---	CHECKED BY DATE				
	1 PLACE ± 0.5 ± ---	APPROVED BY DATE				
	0 PLACE ± --- ± ---	JCOMERCI 2014/04/24				
	ANGULAR ±1/2°	MATERIAL NO.	SEE CHART	DOCUMENT NO.		
	DRAFT WHERE APPLICABLE MUST REMAIN WITHIN DIMENSIONS	SIZE D			SD-172286-1000	SHEET NO. 1 OF 2



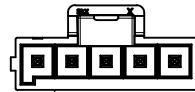
2 CKT



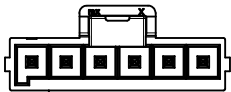
3 CKT



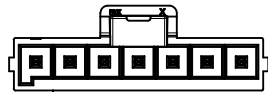
4 CKT



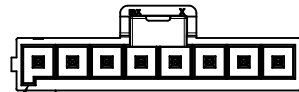
5 CKT



6 CKT



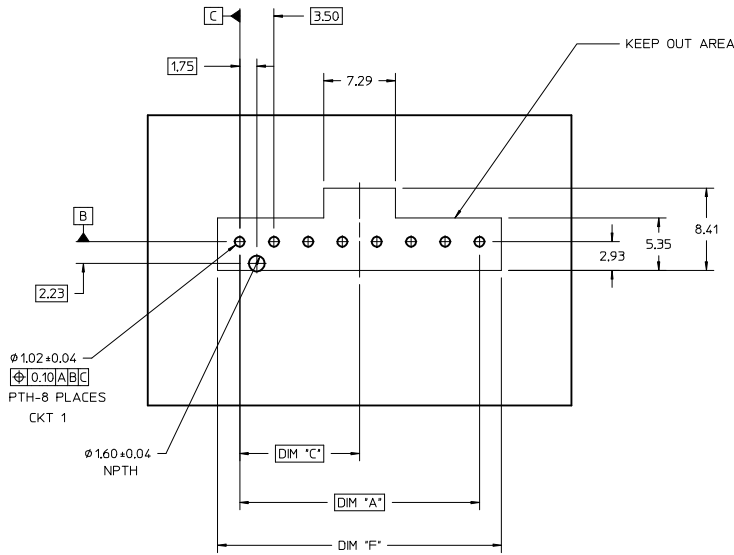
7 CKT



8 CKT

KEY A
(BLACK)

KEY B
(NATURAL)



NOTE: DATUM --A-- IS ON THE COMPONENT SIDE PCB

TIN PLATING						
PART NO.	COLOR	CIRCUIT SIZE	KEY OPTION	DIM A	DIM F	DIM C
172286-1102	BLACK	2	KEY A	3.50	8.00	1.75
172286-1103	BLACK	3	KEY A	7.00	11.50	3.50
172286-1104	BLACK	4	KEY A	10.50	15.00	5.25
172286-1105	BLACK	5	KEY A	14.00	18.50	7.00
172286-1106	BLACK	6	KEY A	17.50	22.00	8.75
172286-1107	BLACK	7	KEY A	21.00	25.50	10.50
172286-1108	BLACK	8	KEY A	24.50	29.00	12.25
172286-2102	NATURAL	2	KEY B	3.50	8.00	1.75
172286-2103	NATURAL	3	KEY B	7.00	11.50	3.50
172286-2104	NATURAL	4	KEY B	10.50	15.00	5.25
172286-2105	NATURAL	5	KEY B	14.00	18.50	7.00
172286-2106	NATURAL	6	KEY B	17.50	22.00	8.75
172286-2107	NATURAL	7	KEY B	21.00	25.50	10.50
172286-2108	NATURAL	8	KEY B	24.50	29.00	12.25

15 MICROINCH GOLD PLATING						
PART NO.	COLOR	CIRCUIT SIZE	KEY OPTION	DIM A	DIM F	DIM C
172286-1202	BLACK	2	KEY A	3.50	8.00	1.75
172286-1203	BLACK	3	KEY A	7.00	11.50	3.50
172286-1204	BLACK	4	KEY A	10.50	15.00	5.25
172286-1205	BLACK	5	KEY A	14.00	18.50	7.00
172286-1206	BLACK	6	KEY A	17.50	22.00	8.75
172286-1207	BLACK	7	KEY A	21.00	25.50	10.50
172286-1208	BLACK	8	KEY A	24.50	29.00	12.25
172286-2202	NATURAL	2	KEY B	3.50	8.00	1.75
172286-2203	NATURAL	3	KEY B	7.00	11.50	3.50
172286-2204	NATURAL	4	KEY B	10.50	15.00	5.25
172286-2205	NATURAL	5	KEY B	14.00	18.50	7.00
172286-2206	NATURAL	6	KEY B	17.50	22.00	8.75
172286-2207	NATURAL	7	KEY B	21.00	25.50	10.50
172286-2208	NATURAL	8	KEY B	24.50	29.00	12.25

30 MICROINCH GOLD PLATING						
PART NO.	COLOR	CIRCUIT SIZE	KEY OPTION	DIM A	DIM F	DIM C
172286-1302	BLACK	2	KEY A	3.50	8.00	1.75
172286-1303	BLACK	3	KEY A	7.00	11.50	3.50
172286-1304	BLACK	4	KEY A	10.50	15.00	5.25
172286-1305	BLACK	5	KEY A	14.00	18.50	7.00
172286-1306	BLACK	6	KEY A	17.50	22.00	8.75
172286-1307	BLACK	7	KEY A	21.00	25.50	10.50
172286-1308	BLACK	8	KEY A	24.50	29.00	12.25
172286-2302	NATURAL	2	KEY B	3.50	8.00	1.75
172286-2303	NATURAL	3	KEY B	7.00	11.50	3.50
172286-2304	NATURAL	4	KEY B	10.50	15.00	5.25
172286-2305	NATURAL	5	KEY B	14.00	18.50	7.00
172286-2306	NATURAL	6	KEY B	17.50	22.00	8.75
172286-2307	NATURAL	7	KEY B	21.00	25.50	10.50
172286-2308	NATURAL	8	KEY B	24.50	29.00	12.25

SEE PAGE 1 IEC NO: UCP2015-4103 DRAWN BY: DRWDROSCA CHKD: CHYDZ APPR: RHODGE DATE: 2015/04/14 DATE: 2015/04/15	QUALITY SYMBOLS ▽=0 ▽=0 ▽=0	GENERAL TOLERANCES (UNLESS SPECIFIED)		DIMENSION STYLE MM ONLY		SCALE 4:1	DESIGN UNITS METRIC	THIRD ANGLE PROJECTION	
		4 PLACES ±0.25 3 PLACES ±0.25 2 PLACES ±0.25 1 PLACE ±0.5 0 PLACE ±0.5	mm INCH	DRAWN BY DATE DROSCA 2014/03/04		TITLE ULTRA-FIT VERT HEADER 2-8 CKTS SINGLE ROW WITH KINKED PINS			
		ANGULAR ±1/2° DRAFT WHERE APPLICABLE MUST REMAIN WITHIN DIMENSIONS		APPROVED BY DATE JCOMERCI 2014/04/24		molex			
		MATERIAL NO. SEE PAGE 1		DOCUMENT NO. SD-172286-1000		SHEET NO. 2 OF 2			

THIS DRAWING CONTAINS INFORMATION THAT IS PROPRIETARY TO MOLEX INCORPORATED AND SHOULD NOT BE USED WITHOUT WRITTEN PERMISSION