

PCB 继电器

TRG2

- 10A switching capability
- SPDT configuration
- Standard PC layout
- Sealed type available
- Surge resistance of 8000V
- Conform to RoHS,ELV directive



ORDERING CODE 订购代码

<u>TRG2</u>	<u>D</u>	<u>—</u>	<u>12VDC</u>	<u>—</u>	<u>S</u>	<u>—</u>	<u>H</u>	<u>TBF-1</u>
1	2	3	4	5	6			
1. Relay Model 继电器型号					4. S: Sealed 塑封 SH: 防尘型			6.绝缘系统: TBF-1 ---CLASSF 155°C
2. Coil Power 线圈功率 D=0.45W, L=0.2W				5. 触点转换形式				
3. Coil Nominal Voltage 线圈额定电压 3,5,6,9,12,18,24,48VDC				H: Form A Z:Form C				

COIL DATA 线圈参数 (at 20°C)

Nominal Voltage 额定电压(VDC)	3	5	6	9	12	18	24	48	
Coil Resistance 线圈阻值($\Omega \pm 10\%$)	20	56	80	180	320	720	1280	5120	0.45W
Rated Current 额定电流(mA)	150	89.28	75	50	37.5	25	18.75	9.38	
Max Operate Voltage 最大吸合电压(VDC)	2.25	3.75	4.5	6.75	9	13.5	18	36	
Min Release Voltage 最小释放电压(VDC)	0.15	0.25	0.3	0.45	0.6	0.9	1.2	2.4	
Nominal Voltage 额定电压(VDC)	3	5	6	9	12	18	24		
Coil Resistance 线圈阻值($\Omega \pm 10\%$)	45	125	180	405	720	1600	2880		0.2W
Rated Current 额定电流(mA)	67	40	33.3	22	16.7	11.3	8.3		
Max Operate Voltage 最大吸合电压(VDC)	2.25	3.75	4.5	6.75	9	13.5	18		
Min Release Voltage 最小释放电压(VDC)	0.15	0.25	0.3	0.45	0.6	0.9	1.2		
Max Applicable Voltage 最大过载电压	70°C时额定电压的 130%, 23°C时额定电压的 170%								

CONTACT DATA 触点参数

Contact Form 触点形式	1H,1Z
Contact Material 触点材料	Silver Alloy
Load 负载	Resistive load(COS Φ 1)
Contact Ratings 触点负载	10A 120VAC 5A240VAC 5A30VDC 10A277VAC(MARK CONTACT)
Minimum load 最小负载	100mA 5VDC
Max Switching Voltage 最大转换电压	277VAC/30VDC
Max Switching Current 最大转换电流	10A
Max Switching Power 最大转换功率	2500VA/300W
Contact Resistance 接触电阻	100m Ω Max at 6VDC 1A
Life Expectancy 寿命	Electrical 电气寿命: 100,000 Operations(at30Operations/minute)
	Mechanical 机械寿命: 10,000,000 Operations(at300Operations/minute)

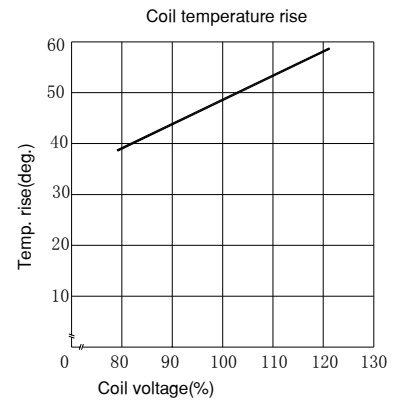
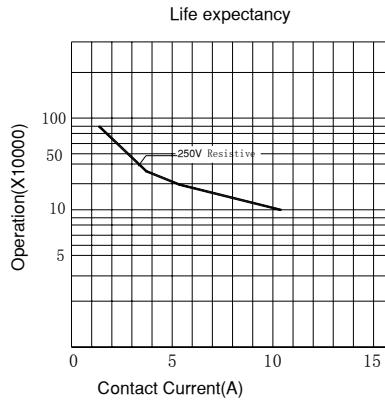
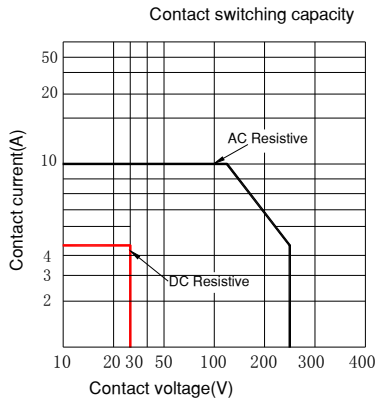
■ CHARACTERISTICS DATA 性能参数

Insulation Resistance绝缘阻值	1000MΩ Min at 500VDC
Dielectric Strength Between Open Contacts触点间耐压	1000VAC(for one minute)
Between Contacts and coil触点与线圈间耐压	4000VAC(for one minute)
耐突入电压 (触点与线圈间)	8000V(1.2/50μs)
Operate Time吸合时间	8ms
Release Time释放时间	5ms
Temperature Range环境温度	-40°C to +105°C
Shock Resistance冲击	Operating Extremes动作极限: 10G
	Damage Limits破坏极限: 100G
Vibration Resistance振动	10-55Hz, 1.5mm双振幅
Max. switching frequency最大转换频率	Mechanical: 18,000operations/hr
	Electrical: 1,800operations/hr
Humidity湿度	5-85%
Weight重量	Approx 7g
Safety Standard安全标准	UL,CUL;TUC;CQC

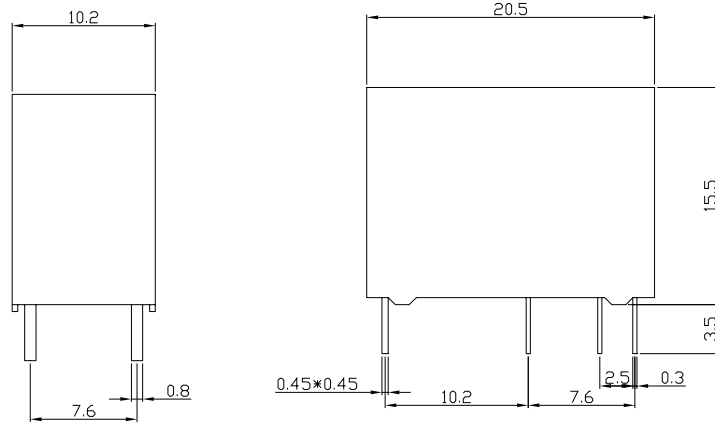
■ APPROVED STANDARDS 安全标准

Model(型号)	Coiling rating (线圈电压)	Safety Standard (安全标准)	Contact rating (触点负载)
TRG2	3 to 24VDC	UL,CUL	10A 120VAC/277VAC 5A 240VAC 3A 240VAC 3A 30VDC etc
		CQC	Z:5A 240VAC H:5A 240VAC;10A 277VAC
		TÜV	Z:5A 250VAC/30VDC H:5A 250VAC;10A 277VAC

■ ENGINEERING DATA 设计参数

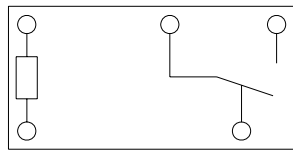


■ OVERALL AND MOUNTING DIMENSIONS 安装图

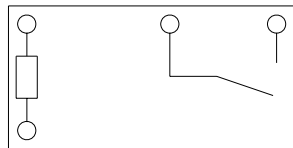
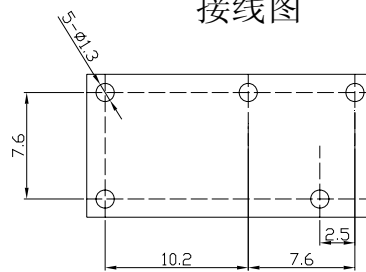


安装图

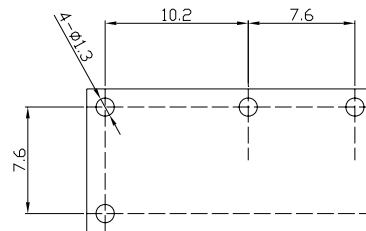
接线图



1Z



1H



- 备注：1) 产品部分外形尺寸中未注尺寸公差：当外形尺寸 $\leq 1\text{mm}$ 时，公差为 $\pm 0.2\text{mm}$ ；当外形尺寸在 $1\sim 5\text{mm}$ 时，公差为 $\pm 0.3\text{mm}$ ；
当外形尺寸 $> 5\text{mm}$ 时，公差为 $\pm 0.4\text{mm}$ 。
2) 安装孔尺寸中未注尺寸公差均为 $\pm 0.1\text{mm}$ 。

声明：

本产品规格书仅供客户使用时参考，如有更改，恕不另行通知。

