

WAS1 CMA LP 1/5/10A AC

Weidmüller Interface GmbH & Co. KG
 Klingenbergstraße 26
 D-32758 Detmold
 Germany

www.weidmueller.com



Output current loop fed AC current monitoring components WAS/WAZ1 CMA LP. They can measure single-phase 50/60 Hz AC currents of up to 10 A using the Root Mean Square (RMS) method on the input side. They can also be switched between three ranges. No external power supply is used; the supply is only via the 4...20 mA current loop on the output side.

The input and output circuits are securely isolated with 4 kV.

The monitoring components come in a 17.5-mm-wide WAVEBOX housing. These devices can be used in many process automation applications because they are not dependent on an external power supply.

International approvals (such as ATEX Zone 2 and UL C1D2) also permit usage in explosion-risk zones.

General ordering data

Version	Current monitoring, Input current: 0...1 A AC/ 0...5 A AC/ 0...10 A AC, Output : 4-20 mA, (loop powered)
Order No.	8528650000
Type	WAS1 CMA LP 1/5/10A AC
GTIN (EAN)	4032248160426
Qty.	1 pc(s).

WAS1 CMA LP 1/5/10A AC

Weidmüller Interface GmbH & Co. KG

Klingenbergstraße 26

D-32758 Detmold

Germany

www.weidmueller.com

Technical data

Dimensions and weights

Depth	112.4 mm	Depth (inches)	4.425 inch
Width	22.5 mm	Width (inches)	0.886 inch
Length	72 mm	Length (inches)	2.835 inch
Net weight	100.7 g		

Temperatures

Storage temperature	-20 °C...70 °C	Operating temperature	0 °C...50 °C
Operating temperature, min.	0 °C	Operating temperature, max.	50 °C

Probability of failure

SIL in compliance with IEC 61508	None	MTTF	564 Jahre
----------------------------------	------	------	-----------

Input

Input current	0...1 A AC/ 0...5 A AC/ 0...10 A AC	Input frequency	50...60Hz
Number of inputs	1		

Output

Load impedance current	≤ 600 Ω	Number of outputs	1
Offset current	max. 100 µA	Output current	4...20 mA (current loop)
Output signal limit	Approx. 24 mA	Status indicator	LED ON: OK; LED flashing: signal out of range; LED OFF: Error

General data

Accuracy	0.5 % FSR	Configuration	DIP switch
Galvanic isolation	2-way isolator	Input/Output	1 / 5/ 10 A AC / 4...20 mA (current loop)
Rail	TS 35	Step response time	typ. 700 ms
Temperature coefficient	≤ 200 ppm/K	Type of connection	Screw connection
Voltage supply	13...30 V DC, via output current loop		

Insulation coordination

Clearance & creepage distances	≥ 5.5 mm	EMC standards	EN 55011, EN 61000-6
Galvanic isolation	2-way isolator	Impulse withstand voltage	6 kV
Insulation voltage	4 kV _{eff} / 5 s	Pollution severity	2
Rated voltage	300 V	Surge voltage category	III

Connection data

Wire connection method	Screw connection	Type of connection	Screw connection
Clamping range, rated connection	2.5 mm ²	Clamping range, min.	0.5 mm ²
Clamping range, max.	2.5 mm ²		

WAS1 CMA LP 1/5/10A AC

Weidmüller Interface GmbH & Co. KG
Klingenbergstraße 26
D-32758 Detmold
Germany

www.weidmueller.com

Technical data**Classifications**

ETIM 6.0	EC002653	ETIM 7.0	EC002653
ETIM 8.0	EC002653	ECLASS 9.0	27-21-01-20
ECLASS 9.1	27-21-01-20	ECLASS 10.0	27-21-01-20
ECLASS 11.0	27-21-01-20	ECLASS 12.0	27-21-01-20

WAS1 CMA LP 1/5/10A AC

Weidmüller Interface GmbH & Co. KG

Klingenbergstraße 26

D-32758 Detmold

Germany

www.weidmueller.com

Technical data

Tender specification sheets

Long specification

Short specification

Monitoring component for AC currents up to 10A with 4...20 mA loop feed and electrical isolation
Current monitoring component in 22.5 mm width for recording 50/60 Hz AC currents
0...1 A / 0...5 A / 0...10 A. Input range can be selected using DIP switches.
Power is fed to the component via the 4...20 mA current loop on the output side. The input and output circuits have 6 kV of electrical isolation.

Add-on housing for TS35 rail mounting
Dimensions: L/W/H 72/22.5/ 92.4 mm
Screw connection / Nominal cross-section 2.5 mm²
Protection degree: IP 20
Input 0...1 A / 0...5 A / 0...10 A AC switchable
50 / 60 Hz
Voltage of measuring circuit 250 V AC
Output 4...20 mA current loop
Load resistance < 600 Ohm Strom >1 kOhm / voltage
Transmission error < 0,5% v. E.
Temperature coefficient 200 ppm / K
Step response time typ. 700 ms
Auxiliary power via output-side current loop
Ambient temperature range 0 °C...+50 °C

Secure isolation EN 50178, 2-way isolation up to 6 kV
Test voltage 4 kV input against output
Rated voltage

Monitoring component for AC currents up to 10A with 4...20 mA loop feed and electrical isolation
Current monitoring component in 22.5 mm width for recording 50/60 Hz AC currents
0...1 A / 0...5 A / 0...10 A. Input range can be selected using DIP switches.
Power is fed to the component via the 4...20 mA current loop on the output side

Creation date January 28, 2023 4:07:42 PM VAC/DC at overvoltage category III and pollution degree 2

Catalogue status 24.01.2023 / Weidmüller reserves the right to make technical changes.

WAS1 CMA LP 1/5/10A AC

Weidmüller Interface GmbH & Co. KG
 Klingenbergstraße 26
 D-32758 Detmold
 Germany

www.weidmueller.com

Technical data**Environmental Product Compliance**

REACH SVHC	Lead 7439-92-1
SCIP	c2a21576-d875-4548-ae68-5e7f85ddf0c7

Important note

Product information	This product will soon be replaced by a new product. Please do not use with new systems. Please contact our technical support.
---------------------	---

Approvals

Approvals



ROHS	Conform
UL File Number Search	UL Website
Certificate no. (cULus)	E141197

Downloads

Approval/Certificate/Document of Conformity	Declaration of Conformity
Engineering Data	CAD data – STEP
Product Change Notification	20220218 Technical change - WAVE series' signal conditioners WS WZ
User Documentation	Instruction sheet
Catalogues	Catalogues in PDF-format
Brochures	

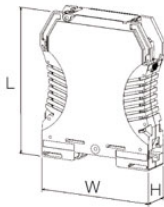

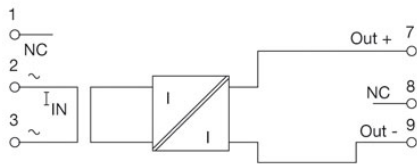
WAS1 CMA LP 1/5/10A AC

Weidmüller Interface GmbH & Co. KG
Klingenbergstraße 26
D-32758 Detmold
Germany

www.weidmueller.com

Drawings

Electric symbol



WAS1 CMA LP 1/5/10A AC

Weidmüller Interface GmbH & Co. KG
 Klingenbergstraße 26
 D-32758 Detmold
 Germany

www.weidmueller.com

Accessories

Blank



WS markers are the perfect match for the W-series connectors. Thanks to their system compatibility, the WS tags can also be used with the I-series and the Z-series. The large marking surfaces do not only permit long character strings but also multi-line text. WS markers are ideal for labels with long, customised character strings. Thanks to the proven MultiCard format, printing with PrintJet CONNECT oder/or Plotter is possible.

- Can be fitted in strips or individually
- Markers in proven MultiCard format

For custom printing: Please send us a file of our labeling software M-Print PRO or M-Print PRO Online (without installation) for your labeling specifications.

General ordering data

Type	WS 10/5 MC NE WS	Version
Order No.	1635000000	WS, Terminal marker, 10 x 5 mm, Pitch in mm (P): 5.00 Weidmueller,
GTIN (EAN)	4008190261948	Allen-Bradley, white
Qty.	720 pc(s).	

2.5 mm²

The plug-in cross-connections feature easy handling and quick installation. This saves a great deal of time during installation in comparison with screwed solutions.

General ordering data

Type	ZQV 2.5N/2 BL	Version
Order No.	1717990000	W-Series, Cross-connector, 24 A
GTIN (EAN)	4008190349295	
Qty.	60 pc(s).	
Type	ZQV 2.5N/2 GE	Version
Order No.	1693800000	W-Series, Cross-connector, 24 A
GTIN (EAN)	4008190883621	
Qty.	60 pc(s).	
Type	ZQV 2.5N/2 RT	Version
Order No.	1717900000	W-Series, Cross-connector, 24 A
GTIN (EAN)	4008190349288	
Qty.	60 pc(s).	

WAS1 CMA LP 1/5/10A AC

Weidmüller Interface GmbH & Co. KG
Klingenbergstraße 26
D-32758 Detmold
Germany

www.weidmueller.com

Accessories

Type	ZQV 2.5N/2 SW	Version
Order No.	1718080000	W-Series, Cross-connector, 24 A
GTIN (EAN)	4008190349301	
Qty.	60 pc(s).	