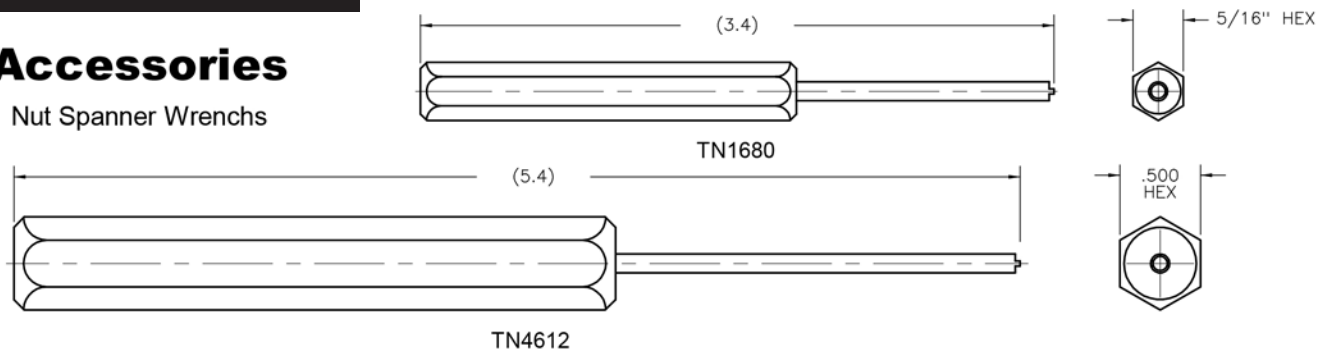


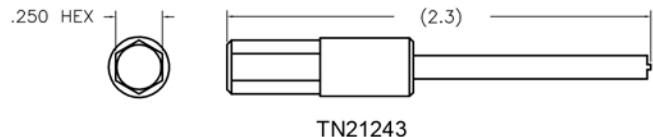


Accessories

Nut Spanner Wrenches



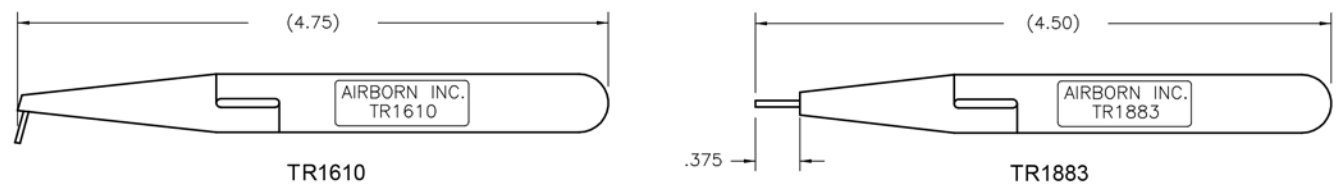
USING EITHER OF THE SPANNER WRENCHES SHOWN ABOVE, GUIDE SETS MAY BE REMOVED AND REPOSITIONED IN ANY OF THE 64 POLARIZING POSITIONS. REFER TO PAGE WA-18 FOR POLARIZATION CHART.
 CAUTION: WHEN POLARIZED POSITIONS ARE CHANGED, APPLY LOCTITE 242® TO THREADS.
 IF SPANNER NUTS ARE DIFFICULT TO REMOVE DUE TO HARDENED LOCTITE®, APPLY HEAT (300° F) TO NUT AREA FOR ONE HOUR AND REPEAT REMOVAL OPERATION.



THE 1/4" DRIVE SPANNER WRENCH ABOVE IS DESIGNED FOR USE IN TORQUE WRENCHES

Accessories

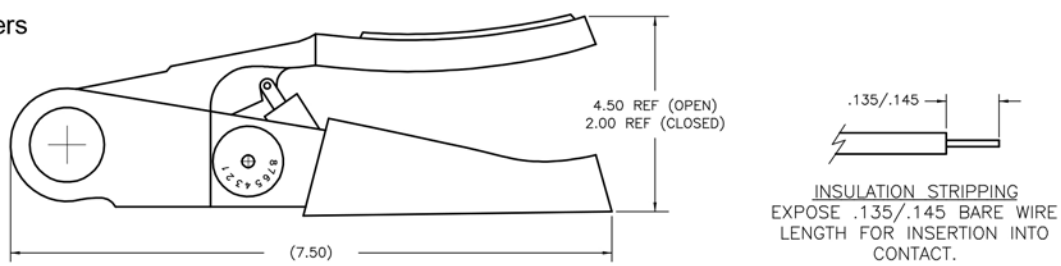
Insertion & Removal Tools



Accessories

Crimp Tools & Positioners

TC1652 - CRIMP TOOL
 REF M22520/2-01
 TP1653 - POSITIONER
 REF M22520/2-06



| TOOL SELECTION TABLE | | |
|----------------------|----------|------------|
| CONTACT | TOOL NO. | POSITIONER |
| WTK2222P | TC1652 | TP1985 |
| WTK2222S | | TP1653 |
| WTK2220S657 | | TP2435 |
| WTK2220P657 | | TP13784 |

Mouser Electronics

Authorized Distributor

Click to View Pricing, Inventory, Delivery & Lifecycle Information:

[AirBorn:](#)

[TN1680](#) [TN4612](#) [TP2435](#) [TR1610](#) [TR1883](#) [TN21243](#) [TP13784](#)