

Female connector - RCK-TGUM/BL16+3/ 5,0PUR-U - 1684056


Please be informed that the data shown in this PDF Document is generated from our Online Catalog. Please find the complete data in the user's documentation. Our General Terms of Use for Downloads are valid (<http://download.phoenixcontact.com>)



Female connector, Number of positions: 19, Status indication: No; Master cable connection: M23 socket, Cable length: 5 m, Shielding: No



Key commercial data

Packing unit	1 pc
GTIN	 4 017918 172060
Weight per Piece (excluding packing)	1015.7 g
Custom tariff number	85444290
Country of origin	Germany

Technical data

General

Rated voltage	150 V
Number of positions	19

Ambient conditions

Degree of protection	IP65
	IP67
Ambient temperature (operation)	-40 °C ... 125 °C (Plug / socket)

Master cable data/connection data

Connection method	M23 socket
Length of cable	5 m

Insulation material

Housing material	PUR
Material of contact, master cable side	CU alloy
Material of contact surface, master cable side	Gold-plated
Material of the contact carrier on the master cable side	PA

Connection assignment

Female connector - RCK-TGUM/BL16+3/ 5,0PUR-U - 1684056

Technical data

Connection assignment

Slot/position = pin = conductor color	1 / 4 (A) = 15 = WH
	1 / 2 (B) = 7 = GY/PK
	2 / 4 (A) = 5 = GN
	2 / 2 (B) = 4 = RD/BU
	3 / 4 (A) = 16 = YE
	3 / 2 (B) = 8 = WH/GN
	4 / 4 (A) = 3 = GY
	4 / 2 (B) = 14 = BN/GN
	5 / 4 (A) = 17 = PK
	5 / 2 (B) = 9 = WH/YE
	6 / 4 (A) = 2 = RD
	6 / 2 (B) = 13 = YE/BN
	7 / 4 (A) = 11 = BK
	7 / 2 (B) = 10 = WH/GY
	8 / 4 (A) = 1 = VT
	8 / 2 (B) = 18 = GY/BN
	1-8 / 1 (+ 120 V) = 19 = BN
	1-8 / 3 (0 V) = 6 = BU
	1-8 / 5 (PE) = 12 = GN/YE

Cable

Cable type	PUR/PVC black
Cable type (abbreviation)	PUR
Cable abbreviation	LiYY11Y-HF
UL AWM style	20549 (80°C/300 V)
Conductor cross section	16x 0.5 mm ² (signal line)
	3x 1 mm ² (power line)
AWG signal line	20
AWG power supply	17
Conductor structure signal line	28x 0.15 mm
Conductor structure, voltage supply	56x 0.15 mm
Core diameter including insulation	1.5 mm ±0.1 mm (signal line)
	2.1 mm ±0.1 mm (power line)
Wire colors	Brown, blue, green/yellow, white, green, yellow, gray, pink, red, black, violet, gray/pink, red/blue, white/green, brown/green, white/yellow, yellow/brown, white/gray, gray/brown
Overall twist	Wires twisted in layers
External sheath, color	Black RAL 9005
Inner sheath thickness	≥ 0.15 mm
Outer sheath thickness	≥ 0.76 mm
External cable diameter D	10.5 mm ±0.2 mm
Minimum bending radius, fixed installation	7.5 x D

Female connector - RCK-TGUM/BL16+3/ 5,0PUR-U - 1684056

Technical data

Cable

Minimum bending radius, flexible installation	10 x D
Number of bending cycles	1500000
Minimum bending radius, drag chain applications	10 x D
Traversing path	2 m
Traversing rate	2 m/s
Cable weight	183.7 kg/km
Outer sheath, material	PUR
Material, inner sheath	PVC
Material conductor insulation	PVC
Conductor material	Bare Cu litz wires
Nominal voltage, cable	300 V
Test voltage, cable	2000 V
Special properties	Silicone-free
Flame resistance	According to DIN EN 50265
Resistance to oil	As per VDE 0472 Part 803
Other resistance	Highly resistant to acids, alkaline solutions and solvents
Ambient temperature (operation)	-40 °C ... 90 °C (cable, fixed installation)
	-5 °C ... 80 °C (cable, flexible installation)

Classifications

eCl@ss

eCl@ss 4.0	27060306
eCl@ss 4.1	27060306
eCl@ss 5.0	27061801
eCl@ss 5.1	27061801
eCl@ss 6.0	27061801
eCl@ss 7.0	27061801
eCl@ss 8.0	27061801

ETIM

ETIM 2.0	EC000104
ETIM 3.0	EC000104
ETIM 4.0	EC000104
ETIM 5.0	EC001855

UNSPSC

UNSPSC 6.01	31251501
UNSPSC 7.0901	31251501
UNSPSC 11	31251501
UNSPSC 12.01	31251501

Female connector - RCK-TGUM/BL16+3/ 5,0PUR-U - 1684056

Classifications

UNSPSC

UNSPSC 13.2	31251501
-------------	----------

Approvals

Approvals

Approvals

GOST

Ex Approvals

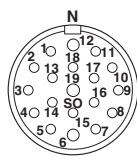
Approvals submitted

Approval details

GOST

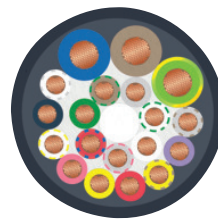
Drawings

Schematic diagram



Pin assignment M23 socket, 19-pos., female side view

Cable cross section



PUR/PVC black [PUR]