

D-SUBMINIATURE MILITARY PRODUCTS – DM SERIES

OVERVIEW

FCI's D-Subminiature connectors are part of an industry standard for applications requiring robust and reliable connectors. These proven D-Subminiature connectors are one of the most popular Input/Output interconnects, addressing a wide variety of applications in Telecommunications, Data, Consumer, Industrial, Military, Instrumentation and Medical. Since many years FCI has been offering a wide range of D-Subminiature connectors to meet various design requirements including those in harsh environment.

These high performance connectors are designed for severe environment applications in the field of Telecommunications – data transmission, private automatic branch switching... Connectors for Aerospace, military (125°C) class and for particularly severe applications, especially high temperature (+155°C) class available. It features machined contacts and is available with solder bucket, straight spills, angled spills and wire wrap terminations.



FEATURES & BENEFITS

- Suitable for high performance applications particularly in the field of Telecommunications, data transmission, automatic branch switching
- Available for PCB & Cable applications
- Signal – 09 to 50 position connectors, Power – wide range of layouts from 2V2 to 36W4
- DM series suitable for Aerospace, Military application comply with MIL-C-24308 standard
- Use machined contacts in solder bucket, straight and right angled termination

TARGET MARKETS/APPLICATIONS

- Data
 - Servers
 - Server & storage blades
 - External storage system
 - HDDs
 - HDD carriers
- Communications
 - Processor & storage blades
 - Mezzanine cards
- Industrial, Instrumentation & Medical
 - Embedded system boards



D-SUBMINIATURE MILITARY PRODUCTS – DM SERIES

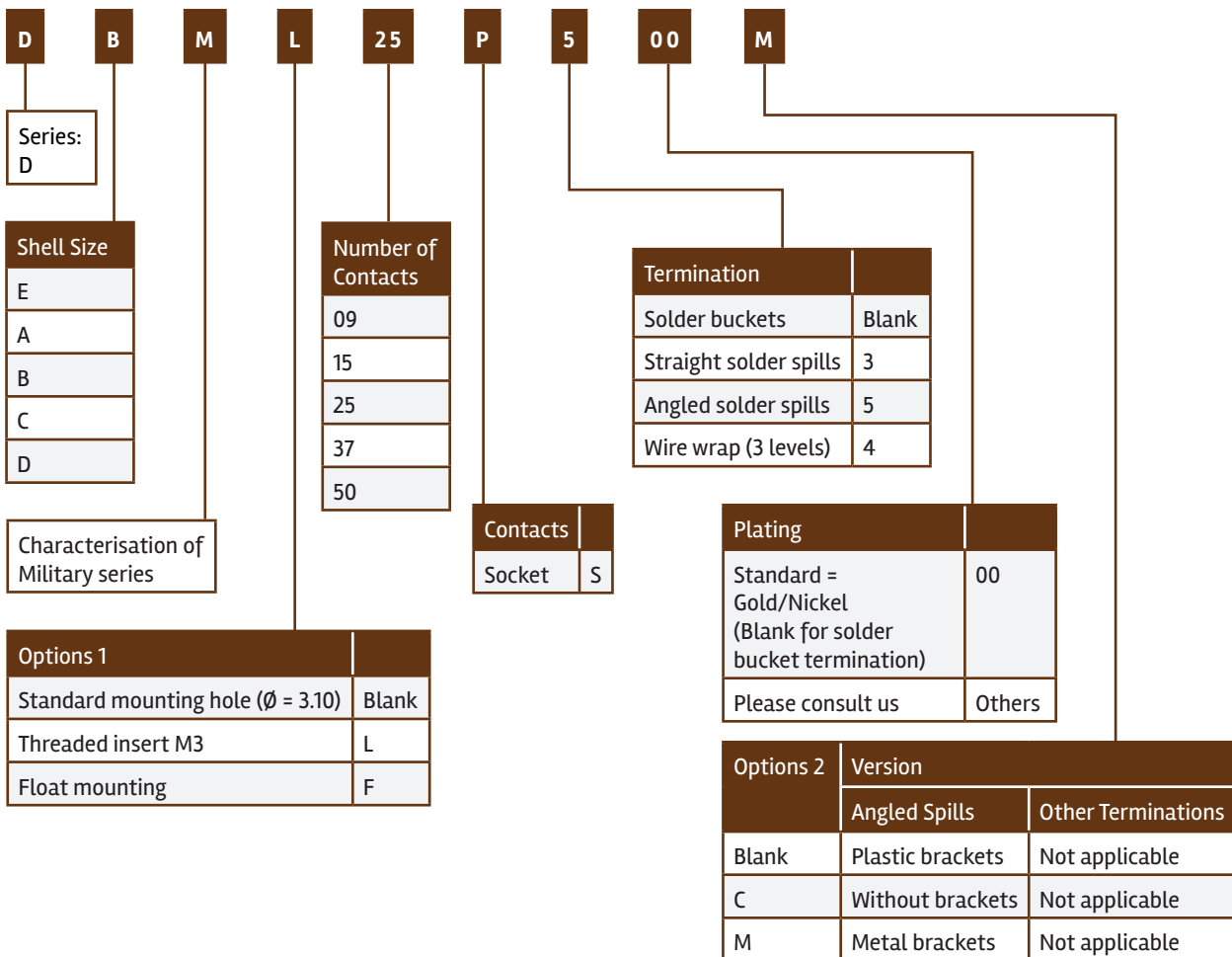
DM SERIES HE 501

UL Rating Product E 118235 (R)

- For aerospace, military 125° class–European standard in compliance with NFC 93425/HE 501
- Shell plating: Cadmium
- Military and Aero applications



ORDERING INFORMATION

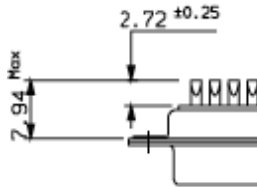


D-SUBMINIATURE MILITARY PRODUCTS – DM SERIES

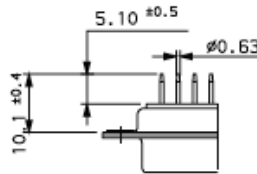
DM SERIES HE 501

SPECIFIC DIMENSIONS

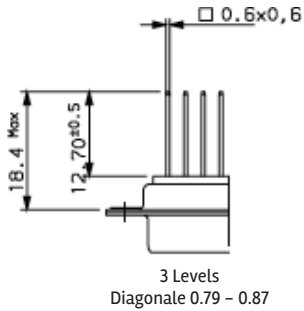
Solder Buckets



Straight Spills

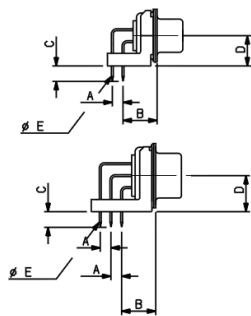


Wire Wrap



	3 levels
A	12.70 ± 0.5
B	18.40 Max.
□	0.79 x 0.87

Right Angle Spills



CROSS REFERENCE LIST FOR THE MAIN HE 501 AND FCI

Connector Type		HE 501	FCI
Solder buckets		HE 501 N..AP3	D.M..PLF
	F	HE 501 N..AP3	D.M..SLF
Float mounting	M	HE 501 F..AP3	D.M..PLF
	F	HE 501 F..AP3	D.M..SLF

Connector Type		HE 501	FCI	
Straight spills	Standard	M	HE 501 N..YP4.3	D.M..P 300LF
		F	HE 501 N..YS4.3	D.M..S 300LF
Float mounting	M	M	HE 501 F..YP4.3	D.MF..P 300LF
		F	HE 501 F..YS4.3	D.MF..S 300LF

Connector Type		HE 501	FCI	
Wire wrap 3 levels	Standard	M	HE 501 N..KP3.3	D.M..P 400LF
		F	HE 501 N..KS3.3	D.M..S 400LF
	Float mounting	M	HE 501 F..KP3.3	D.MF..P 400LF
		F	HE 501 F..KS3.3	D.MF..S 400LF

Connector Type		HE 501	FCI	
Angled spills 500	Standard	M	HE 501 P..VP6.3	D.M..P 500LF
		F	HE 501 P..VS6.3	D.M..S 500LF
	Metal brackets	M	HE 501 M..VP6.3	D.M..P 500MLF
		F	HE 501 M..VS6.3	D.M..S 500MLF

Dimension	Termination	
	5	
A	2.54	
B ^{±0.1}	10.30	
C ^{±0.5}	4.00	
D ^{±0.1}	9 to 37 contacts	7.20
	50 contacts	8.60
Ø E	0.63	

D-SUBMINIATURE MILITARY PRODUCTS – DM SERIES

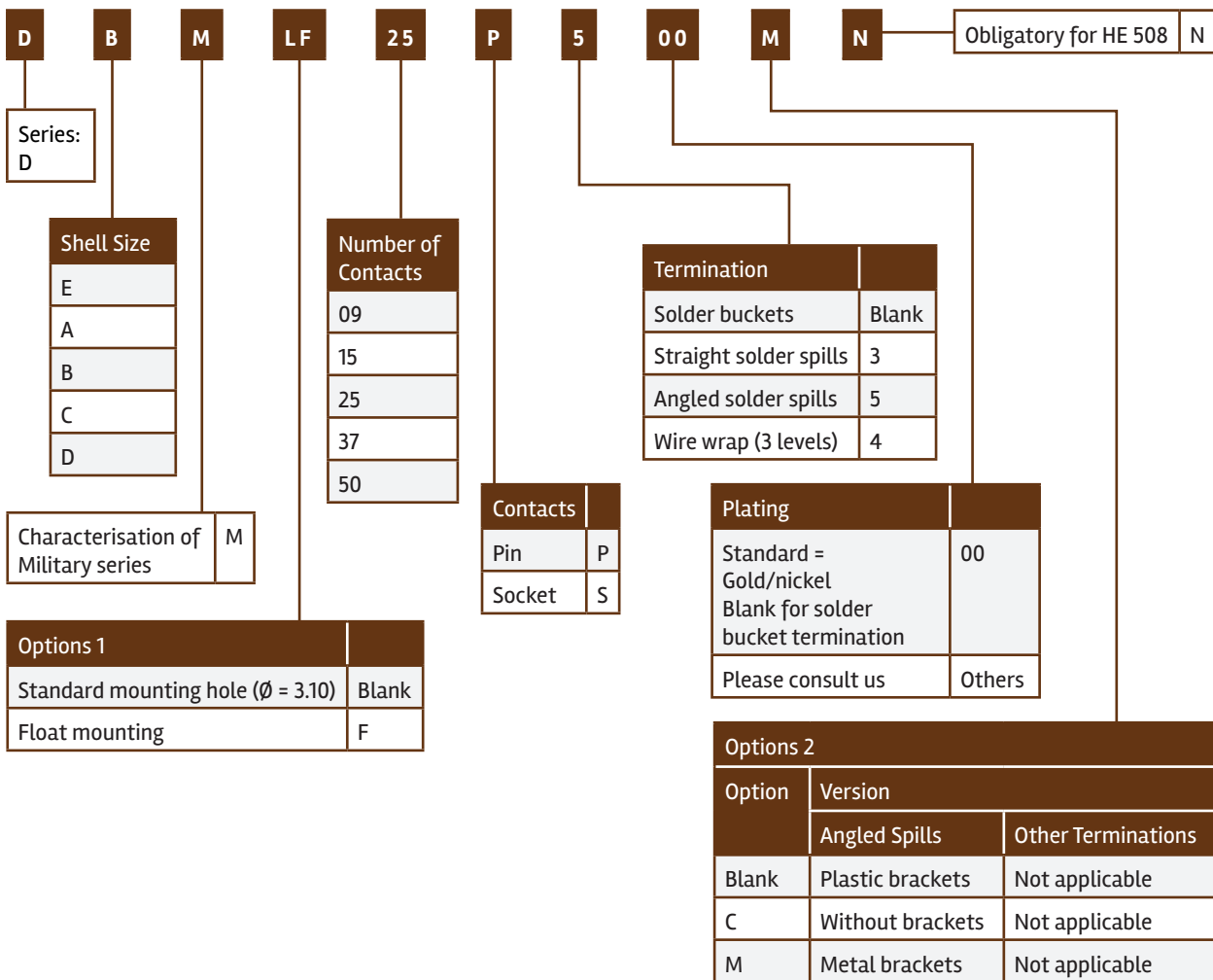
DM SERIES HE 508

UL Rating Product E 118235 (R)

- For particularly severe applications, especially high temperatures class + 155°C in compliance with NFC 93425 / HE 508
- Shell plating: Cadmiums
- Military and Aero applications



ORDERING INFORMATION

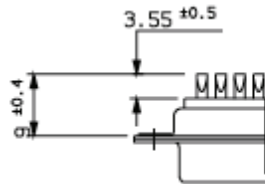


► D-SUBMINIATURE MILITARY PRODUCTS – DM SERIES

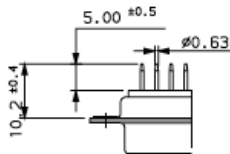
DM SERIES HE 508

SPECIFIC DIMENSIONS

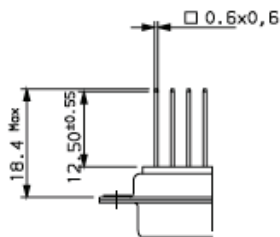
Solder Buckets



Straight Spills

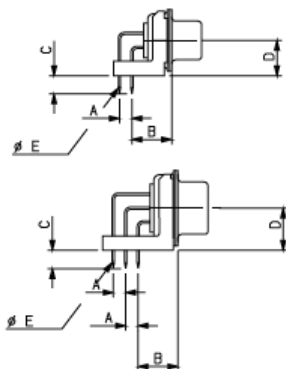


Wire Wrap



3 Levels
Diagonale 0.79 – 0.87

Right Angle Spills



CROSS REFERENCE LIST FOR THE MAIN HE 508 AND FCI

Connector Type			HE 508	FCI
Solder buckets	Standard	M	HE 508 N..AP	D.M..PNLF
		F	HE 508 N..AS	D.M..SNLF
	Float mounting	M	HE 508 F..AP	D.MF..PNLF
		F	HE 508 F..AS	D.MF..SNLF

Connector Type			HE 508	FCI
Straight spills	Standard	M	HE 508 N..YP4	D.M..P 300NLF
		F	HE 508 N..YS4	D.M..S 300NLF
	Float mounting	M	HE 508 F..YP4	D.MF..P 300NLF
		F	HE 508 F..YS4	D.MF..S 300NLF

Connector Type			HE 508	FCI
Wire wrap 3 levels	Standard	M	HE 508 N..KP3	D.M..P 400LF
		F	HE 508 N..KS3	D.M..S 400LF
	Float mounting	M	HE 508 F..KP3	D.MF..P 400NLF
		F	HE 508 F..KS3	D.MF..S 400NLF

Connector Type			HE 508	FCI
Angled spills 500	Standard	M	HE 508 P..VP6	D.M..P 500NLF
		F	HE 508 P..VS6	D.M..S 500NLF
	Metal	M	HE 508 M..VP6	D.M..P 500MNLF
			HE 508 M..VS6	D.M..S 500MNLF

Dimension		Termination
		5
A		2.54
B ^{±0.1}		10.30
C ^{±0.5}		4.00
D ^{±0.1}	9 to 37 contacts	7.20
	50 contacts	8.60
Ø E		0.63

D-SUBMINIATURE MILITARY PRODUCTS – DM SERIES

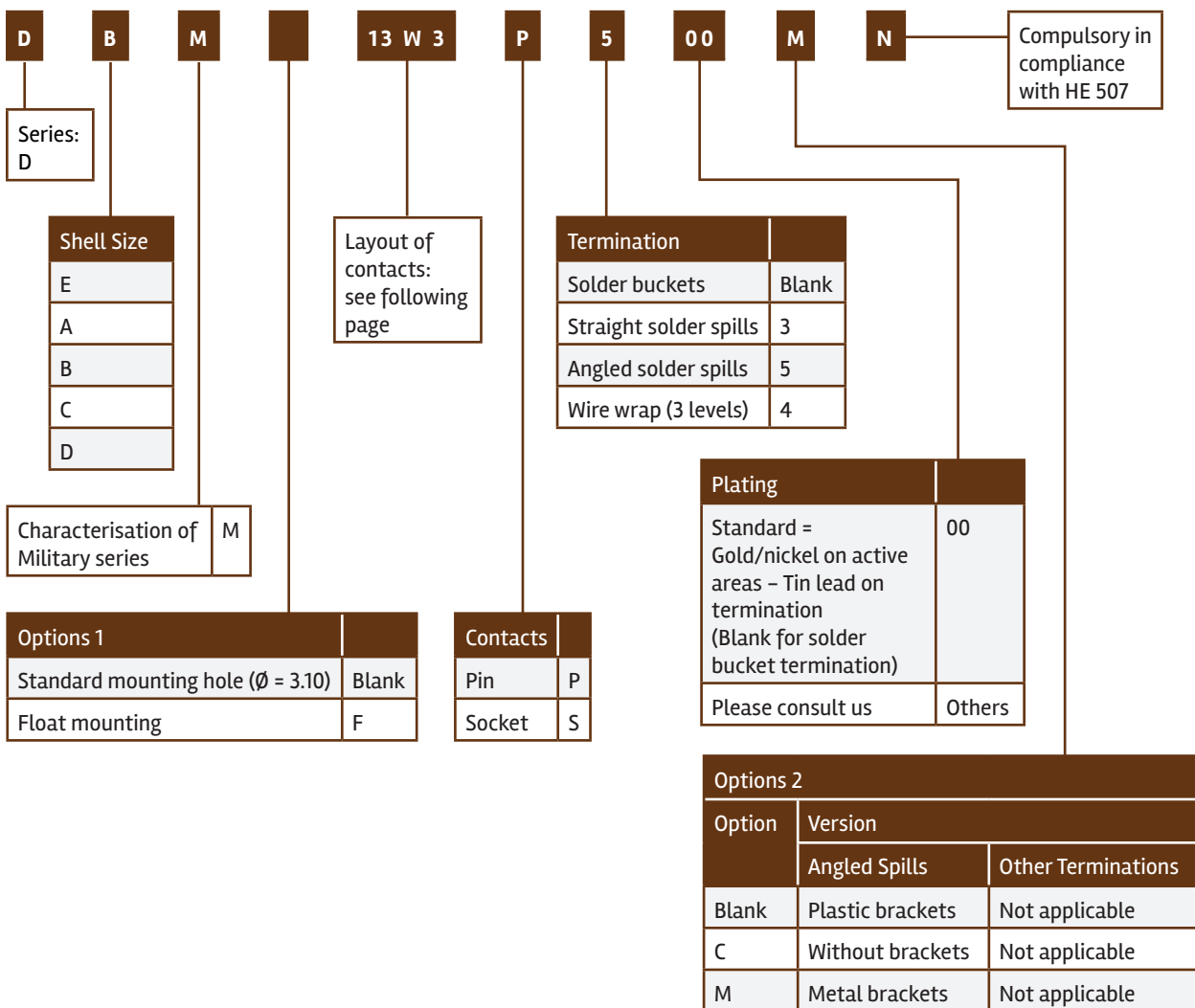
DM SERIES HE 507

UL Recognised File E 118235

- Connectors drawn from DM series. Composed of mixed arrangements of standard signal and size 8 cavities housing, coax, power, high voltage and optical removable contacts
- Shell plating: Cadmium
- Military and Aero applications



ORDERING INFORMATION



D-SUBMINIATURE MILITARY PRODUCTS – DM SERIES

LAYOUTS

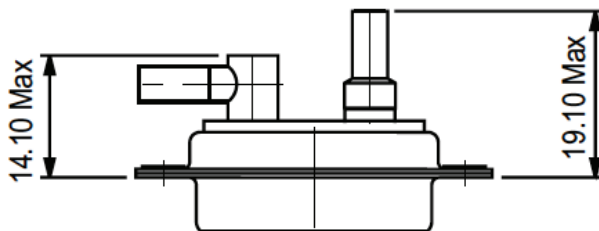
MALE INSULATOR FRONT VIEW

Shell size	Layout	
E	5W1	
A	11W1	
	7W2	
	3W3	
	3V3	
B	21W1	
	17W2	
	13W3	
	9W4	
	5W5	

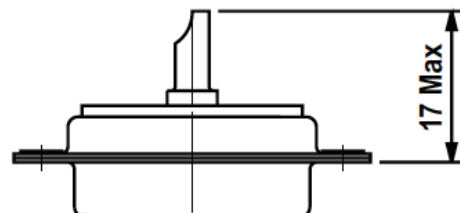
Shell size	Layout	
C	25W3	
	21WA4	
	27W2	
	8W8	
D	47W1	
	24W7	
	36W4	

- Standard contacts
- Coaxial and power contacts

SPECIFIC DIMENSION



Coaxial Contact



Power Contact

INODSUBMPDM0813EA4

For more information,
please contact: Communications@fci.com
or visit us at www.fci.com

Disclaimer
Please note that the above information is subject to change without notice.