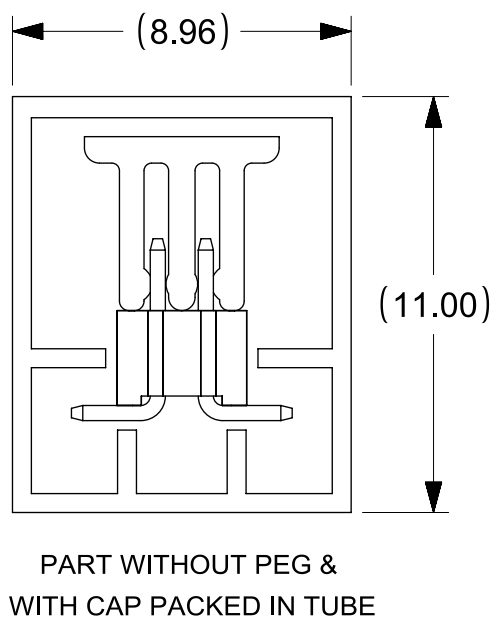
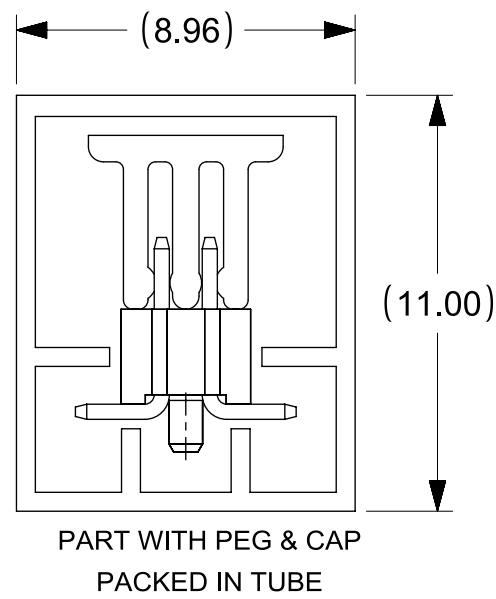
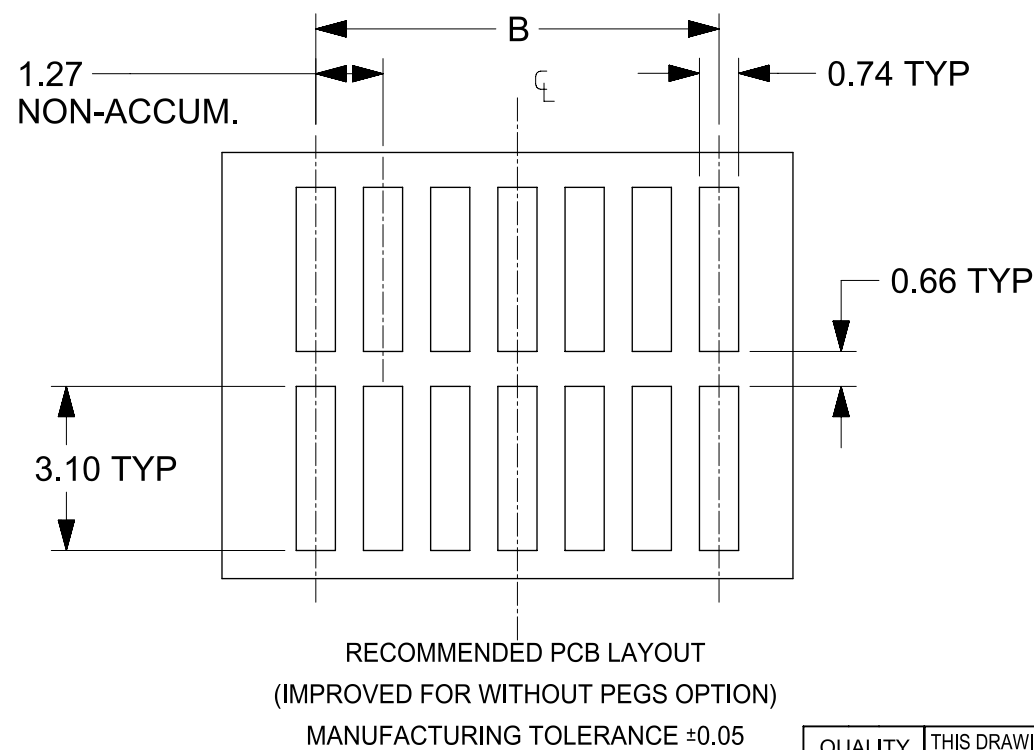
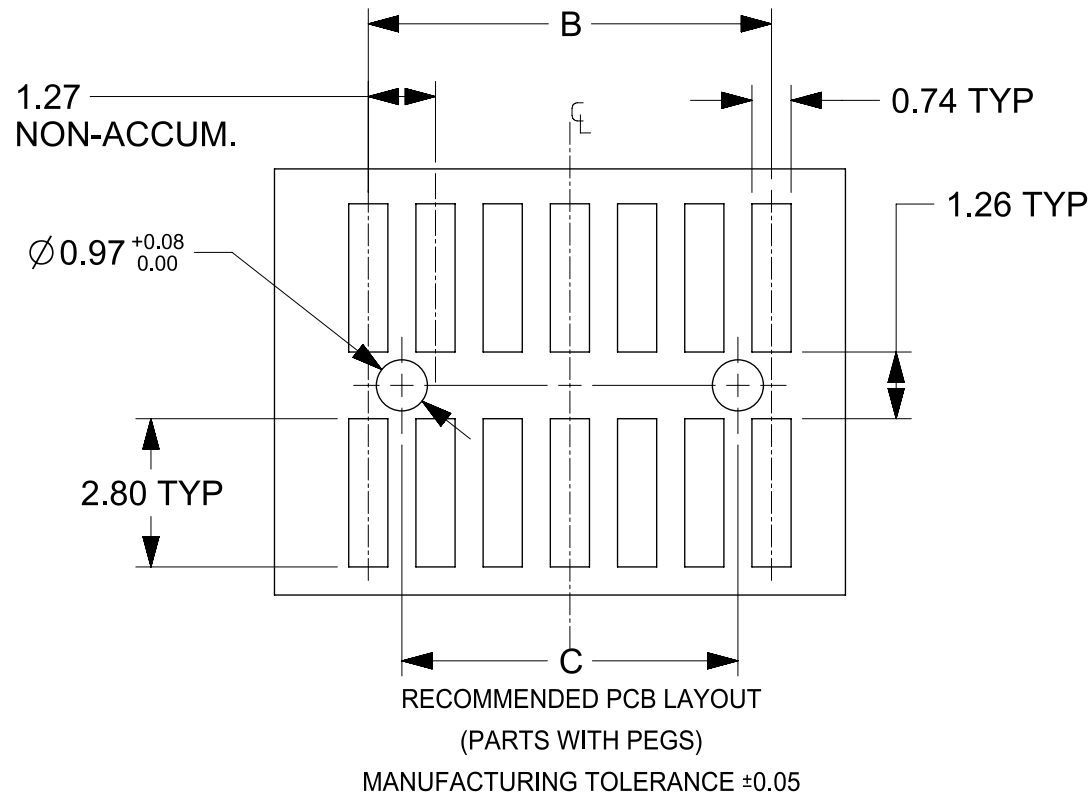


THIS DRAWING CONTAINS INFORMATION THAT IS PROPRIETARY TO MOLEX ELECTRONIC TECHNOLOGIES, LLC AND SHOULD NOT BE USED WITHOUT WRITTEN PERMISSION									
QUALITY SYMBOLS FA = 0 FE = 0 FB = 0 FV = 0 FC = 0 FX = 0 FS = 0 FT = 0	RELEASED EC NO: 111465 DRWN: SCHEONG CHK'D: GMENARLY APPR: KHLIM	2016/11/22 2016/12/16 2016/12/19	GENERAL TOLERANCES (UNLESS SPECIFIED) ANGULAR TOL ± 3.0 °		DIMENSION UNITS	SCALE			
			MM	1:1					
			4 PLACES ±	DRWN BY	DATE	1.27MM PITCH SMT HEADER WITH CAP PACKED IN TUBE			
			3 PLACES ±	SCHEONG	2016/09/14				
			2 PLACES ± 0.2	CHK'D BY	DATE	PRODUCT CUSTOMER DRAWING			
			1 PLACE ±	GMENARLY	2016/12/16				
			0 PLACES ±	APPR BY	DATE	SERIES: 87933 MATERIAL NUMBER: SEE TABLE CUSTOMER: GENERAL MARKET			
			DRAFT WHERE APPLICABLE MUST REMAIN WITHIN DIMENSIONS	KHLIM	2016/12/19				
				DRAWING SIZE	THIRD ANGLE PROJECTION	DOCUMENT NUMBER: SD-87933-0001 DOC TYPE: PSD DOC PART: 000 SHEET NUMBER: 1 OF 3			
				A3					

RELEASE STATUS	RELEASE DATE
----------------	--------------

CKT SIZE	DIM A	DIM B	DIM C
4	2.54	1.27	-
6	3.81	2.54	-
8	5.08	3.81	-
10	6.35	5.08	3.81
12	7.62	6.35	-
14	8.89	7.62	-
16	10.16	8.89	-
18	11.43	10.16	-
20	12.70	11.43	10.16
22	13.97	12.70	-
24	15.24	13.97	-



NOTE:

- MATERIAL: HOUSING: LCP GLASS FILLED, COLOR: BLACK
TERMINAL: COPPER ALLOY
- PIN PUSHOUT FORCE: 0.4KG MIN. IN EITHER DIRECTION.
- PLATING FINISH:
 - 2 MICRO INCH MIN. GOLD FLASH OVERALL, 50 MICRO INCH MIN. NICKEL UNDERPLATED
 - 100 MICRO INCH MIN. TIN OVERALL, 50 MICRO INCH MIN. NICKEL UNDERPLATED
 - 30 MICRO INCH MIN. GOLD PLATE IN SELECTED AREA AND 80 MICRO INCH MIN. TIN IN SELECTED AREA OVER, 50 MICRO INCH MIN. NICKEL UNDERPLATED
 - 15 MICRO INCH MIN. GOLD PLATE IN SELECTED AREA AND 80 MICRO INCH MIN. TIN IN SELECTED AREA OVER, 50 MICRO INCH MIN. NICKEL UNDERPLATED
 - 2 MICRO INCH MIN. GOLD FLASH IN SELECTED AREA AND 100 MICRO INCH MIN. TIN IN SELECTED AREA OVER, 50 MICRO INCH MIN. NICKEL UNDERPLATED
- THE ABOVE 14 CKT SHOWN IS FOR ILLUSTRATION ONLY.
- PARTS TO BE PACKED IN TUBE EXCEPT FOR 4 CKTS.
- POSITION OF CAP TO BE LOCATED AT THE CENTER OF DIMENSION (A) REGARDLESS OF CIRCUIT SIZE
- IRREGULAR CIRCUIT CUTOFF WITHIN BREAKAWAY SECTION IS PERMISSIBLE. CUTTING OR CHIPPING OF THE MAIN BODY IS NOT ACCEPTABLE.
- PACKAGING SPECIFICATION REFER TO
TUBE : PK-89990-565
TAPE & REEL : PK-87933-300
- PRODUCT SPECIFICATION: 879330001_PS
- MATED SERIES: 78120 EXCEPT FOR FULL TIN PLATING FINISH
- PARTS CONFORMS TO CLASS "B" REQUIREMENT TO COSMETIC SPECIFICATION PS-45499-002

THIS DRAWING CONTAINS INFORMATION THAT IS PROPRIETARY TO MOLEX ELECTRONIC TECHNOLOGIES, LLC AND SHOULD NOT BE USED WITHOUT WRITTEN PERMISSION											
QUALITY SYMBOLS FA = 0 FE = 0 FB = 0 FC = 0 FD = 0 FE = 0 FF = 0 FG = 0 FH = 0 FI = 0 FJ = 0 FK = 0 FL = 0 FM = 0 FN = 0 FO = 0 FP = 0 FQ = 0 FR = 0 FS = 0 FT = 0 FU = 0 FV = 0 FW = 0 FX = 0 FY = 0 FZ = 0 FA = 0 FB = 0 FC = 0 FD = 0 FE = 0 FF = 0 FG = 0 FH = 0 FI = 0 FJ = 0 FK = 0 FL = 0 FM = 0 FN = 0 FO = 0 FP = 0 FQ = 0 FR = 0 FS = 0 FT = 0 FU = 0 FV = 0 FW = 0 FX = 0 FY = 0 FZ = 0	EC NO: 111465 DRWN: SCHEONG CHK'D: GMENARLY APPR: KHLIM	2016/11/22 2016/12/16 2016/12/19	RELEASED EC NO: 111465 DRWN: SCHEONG CHK'D: GMENARLY APPR: KHLIM	GENERAL TOLERANCES (UNLESS SPECIFIED) ANGULAR TOL ± 3.0 ° 4 PLACES ± 3 PLACES ± 2 PLACES ± 0.2 1 PLACE ± 0 PLACES ± DRAFT WHERE APPLICABLE MUST REMAIN WITHIN DIMENSIONS	DIMENSION UNITS: MM SCALE: NTS DRWN BY: SCHEONG DATE: 2016/09/14 CHK'D BY: GMENARLY DATE: 2016/12/16 APPR BY: KHLIM DATE: 2016/12/19 DRAWING SIZE: A3 THIRD ANGLE PROJECTION					1.27MM PITCH SMT HEADER WITH CAP PACKED IN TUBE	
	PRODUCT CUSTOMER DRAWING						SERIES: 87933	MATERIAL NUMBER: SEE TABLE	CUSTOMER: GENERAL MARKET		
	RELEASE STATUS: RQ						RELEASE DATE: 16.12.2016		02:17:53		
	DATE: 2015/12/14						SD-87933-0001		PSD 000 2 OF 3		

9	8	7	6	5	4	3	2	1
P/N WITH CAP PACKED IN T&R	TOOLED	NOT TOOLED	P/N WITH CAP PACKED IN TUBE	PEG	CKT SIZE	PLATING OPTIONS	DIM. M	
87933-0425		X	-	N	04	1	3.05	
87933-0426		X	-	N	04	2	3.05	
87933-0427		X	-	N	04	3	3.05	
87933-0428		X	-	N	04	4	3.05	
87933-0424		X	-	N	04	5	3.05	
87933-0625		X	87933-0615	N	06	1	3.05	
87933-0626		X	87933-0616	N	06	2	3.05	
87933-0627		X	87933-0617	N	06	3	3.05	
87933-0628		X	87933-0618	N	06	4	3.05	
87933-0624		X	87933-0623	N	06	5	3.05	
87933-0825		X	87933-0815	N	08	1	3.05	
87933-0826		X	87933-0816	N	08	2	3.05	
87933-0827		X	87933-0817	N	08	3	3.05	
87933-0828		X	87933-0818	N	08	4	3.05	
87933-0824		X	87933-0823	N	08	5	3.05	
87933-1022	X		87933-1007	N	10	1	1.65	
87933-1038	X		87933-1008	N	10	2	1.65	
87933-1039	X		87933-1009	N	10	3	1.65	
87933-1040	X		87933-1010	N	10	4	1.65	
87933-1041		X	87933-1011	N	10	1	1.91	
87933-1042		X	87933-1012	N	10	2	1.91	
87933-1043		X	87933-1013	N	10	3	1.91	
87933-1044		X	87933-1014	N	10	4	1.91	
87933-1025	X		87933-1015	N	10	1	3.05	
87933-1026	X		87933-1016	N	10	2	3.05	
87933-1021	X		87933-1017	N	10	3	3.05	
87933-1028	X		87933-1018	N	10	4	3.05	
87933-1024	X		87933-1023	N	20	5	3.05	
87933-1225		X	87933-1219	N	12	1	3.05	
87933-1228		X	87933-1220	N	12	2	3.05	
87933-1227		X	87933-1221	N	12	3	3.05	
87933-1232		X	87933-1222	N	12	4	3.05	
87933-1224		X	87933-1223	N	12	5	3.05	
87933-1425		X	87933-1415	N	14	1	3.05	
87933-1426		X	87933-1416	N	14	2	3.05	
87933-1427		X	87933-1417	N	14	3	3.05	
87933-1428		X	87933-1418	N	14	4	3.05	
87933-1424		X	87933-1423	N	14	5	3.05	

9	8	7	6	5	4	3	2	1
P/N WITH CAP PACKED IN T&R	TOOLED	NOT TOOLED	P/N WITH CAP PACKED IN TUBE	PEG	CKT SIZE	PLATING OPTIONS	DIM. M	
87933-1625		X	87933-1615	N	16	1	3.05	
87933-1626		X	87933-1616	N	16	2	3.05	
87933-1627		X	87933-1617	N	16	3	3.05	
87933-1628		X	87933-1618	N	16	4	3.05	
87933-1624		X	87933-1623	N	16	5	3.05	
87933-1825		X	87933-1815	N	18	1	3.05	
87933-1826		X	87933-1816	N	18	2	3.05	
87933-1827		X	87933-1817	N	18	3	3.05	
87933-1828		X	87933-1818	N	18	4	3.05	
87933-1824		X	87933-1823	N	18	5	3.05	
87933-2037	X		87933-2007	N	20	1	1.65	
87933-2038	X		87933-2008	N	20	2	1.65	
87933-2039	X		87933-2009	N	20	3	1.65	
87933-2040	X		87933-2010	N	20	4	1.65	
87933-2041	X		87933-2011	N	20	1	1.91	
87933-2042	X		87933-2012	N	20	2	1.91	
87933-2043	X		87933-2013	N	20	3	1.91	
87933-2044	X		87933-2014	N	20	4	1.91	
87933-2025	X		87933-2015	N	20	1	3.05	
87933-2026	X		87933-2016	N	20	2	3.05	
87933-2027	X		87933-2017	N	20	3	3.05	
87933-2021	X		87933-2018	N	20	4	3.05	
87933-2024	X		87933-2023	N	20	5	3.05	
87933-2225		X	87933-2215	N	22	1	3.05	
87933-2226		X	87933-2216	N	22	2	3.05	
87933-2227		X	87933-2217	N	22	3	3.05	
87933-2228		X	87933-2218	N	22	4	3.05	
87933-2224		X	87933-2223	N	22	5	3.05	
87933-2425		X	87933-2415	N	24	1	3.05	
87933-2426		X	87933-2416	N	24	2	3.05	
87933-2427		X	87933-2417	N	24	3	3.05	
87933-2428		X	87933-2418	N	24	4	3.05	
87933-2424		X	87933-2423	N	24	5	3.05	

9	8	7	6	5	4	3	2	1
87933-1425		X	87933-1415	N	14	1	3.05	
87933-1426		X	87933-1416	N	14	2	3.05	
87933-1427		X	87933-1417	N	14	3	3.05	
87933-1428		X	87933-1418	N	14	4	3.05	
87933-1424		X	87933-1423	N	14	5	3.05	

THIS DRAWING CONTAINS INFORMATION THAT IS PROPRIETARY TO MOLEX ELECTRONIC TECHNOLOGIES, LLC AND SHOULD NOT BE USED WITHOUT WRITTEN PERMISSION											
QUALITY SYMBOLS 	RELEASED EC NO: 111465 DRWN: SCHEONG CHK'D: GMENARLY APPR: KHLIM	GENERAL TOLERANCES (UNLESS SPECIFIED) ANGULAR TOL ± 3.0 ° 4 PLACES ± 3 PLACES ± 2 PLACES ± 0.2 1 PLACE ± 0 PLACES ±		DIMENSION UNITS MM		SCALE NTS		 1.27MM PITCH SMT HEADER WITH CAP PACKED IN TUBE			
		DRWN BY: SCHEONG DATE: 2016/11/22		DATE: 2016/12/16		DATE: 2016/12/19					
		SCHEONG		2016/09/14		GMENARLY					
		2016/11/22		2016/12/16		2016/12/19		GMENARLY		2016/12/16	
		KHLIM		2016/12/19		KHLIM		2016/12/19		PRODUCT CUSTOMER DRAWING	
A3		DRAFT WHERE APPLICABLE MUST REMAIN WITHIN DIMENSIONS		DRAWING SIZE: A3		THIRD ANGLE PROJECTION		SERIES: 87933 MATERIAL NUMBER: SEE TABLE CUSTOMER: GENERAL MARKET			
A		A		A		A		DOCUMENT NUMBER: SD-87933-0001 DOC TYPE: PSD DOC PART: 000 SHEET NUMBER: 3 OF 3			