

## Device connector, rear mounting - PRC 5-FT25-MC - 1409206


Please be informed that the data shown in this PDF Document is generated from our Online Catalog. Please find the complete data in the user's documentation. Our General Terms of Use for Downloads are valid (<http://phoenixcontact.com/download>)



PRC contact carrier without contacts, black, 5-pos., 630 V/30 A, for 1.5 mm<sup>2</sup> ... 6 mm<sup>2</sup> crimp contacts



### Key Commercial Data

Packing unit	50 pc
Minimum order quantity	50 pc
GTIN	 4 046356 864350
Weight per Piece (excluding packing)	11.3 g
Custom tariff number	85366990
Country of origin	Germany

### Technical data

#### General data

Number of positions	5
Protection class	II
Color	black
Locking type	Snap-in locking
Insertion/withdrawal cycles	50
Pull-out-force	150 N ± 50 N
Insertion force	40 N ± 10 N

#### Connection data

Rated current	30 A (with 6 mm <sup>2</sup> conductor cross section)
Rated voltage (III/2)	690 V
Conductor cross section flexible min.	2.5 mm <sup>2</sup>
Conductor cross section flexible max.	6 mm <sup>2</sup>
Conductor cross section solid min.	2.5 mm <sup>2</sup>
Conductor cross section solid max.	6 mm <sup>2</sup>
Stripping length	11 mm

# Device connector, rear mounting - PRC 5-FT25-MC - 1409206

## Technical data

### Connection data

Torque	2.5 Nm ±0.1 Nm (Tightening torque nut)
Wrench size, union nut	32.00 mm
Type of contact	Male connector
Stripping length of the sheath	12 mm

### Material data

Contact material	Cu
Contact surface material	silver-plated
Contact carrier material	mPPE
Flammability rating according to UL 94	V0

## Classifications

### eCl@ss

eCl@ss 4.0	272607xx
eCl@ss 4.1	27260701
eCl@ss 5.0	27260701
eCl@ss 5.1	27260701
eCl@ss 6.0	27279220
eCl@ss 7.0	27440103
eCl@ss 8.0	27440102

### ETIM

ETIM 4.0	EC002061
ETIM 5.0	EC002635

### UNSPSC

UNSPSC 6.01	30211923
UNSPSC 7.0901	39121522
UNSPSC 11	39121522
UNSPSC 12.01	39121522
UNSPSC 13.2	39121522

## Approvals

### Approvals

---

#### Approvals

UL Listed / cUL Listed / cULus Listed

---

#### Ex Approvals

# Device connector, rear mounting - PRC 5-FT25-MC - 1409206

## Approvals

Approvals submitted

### Approval details

UL Listed	
mm <sup>2</sup> /AWG/kcmil	14-10
Nominal current I <sub>N</sub>	30 A
Nominal voltage U <sub>N</sub>	600 V

cUL Listed	
mm <sup>2</sup> /AWG/kcmil	14-10
Nominal current I <sub>N</sub>	30 A
Nominal voltage U <sub>N</sub>	600 V

cULus Listed	
--------------	--

## Accessories

### Accessories

Circular connector (cable-side)

Contact - CK2,5-M-2,5 AG - 1409207



Turned 2.5 crimp contact, individual male contact, core diameter 2.5 mm<sup>2</sup>, silver-plated

## Device connector, rear mounting - PRC 5-FT25-MC - 1409206

### Accessories

Contact - CK2,5-M-4 AG - 1409208



Turned 2.5 crimp contact, individual male contact, core diameter 4.00 mm<sup>2</sup>, silver-plated

---

Contact - CK2,5-M-6 AG - 1409209



Turned 2.5 mm crimp contact, pin single contact, conductor cross section 6 mm<sup>2</sup>, silver-plated

---

### Crimping tool

Crimping pliers with digital display - SF-Z0025 - 1607452



Crimping pliers for turned crimp contacts Ø 1.0 mm / Ø 1.6 mm / Ø 2 mm / Ø 3.6 mm, litz wire cross section of 0.08 mm<sup>2</sup> ... 6 mm<sup>2</sup>

---

### Protective cover

Protective cap - PRC COVER M - 1409237



Protective cap for 3 and 5-pos. PRC device plugs

---

### Screwdriver tools

Screwdriver - SZF 1-0,6X3,5 - 1204517



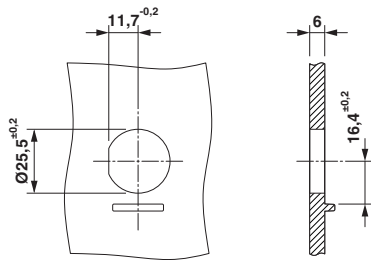
Actuation tool, for ST terminal blocks, also suitable for use as a bladed screwdriver, size: 0.6 x 3.5 x 100 mm, 2-component grip, with non-slip grip

---

### Drawings

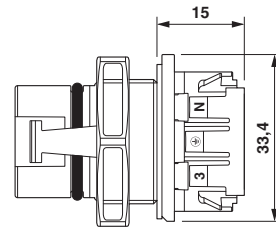
# Device connector, rear mounting - PRC 5-FT25-MC - 1409206

Dimensional drawing



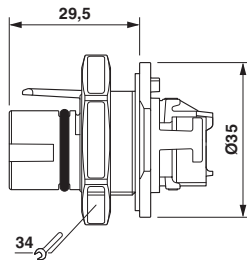
Housing cutout

Dimensional drawing



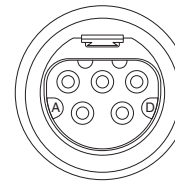
Dimensional drawing

Dimensional drawing



Dimensional drawing

Schematic diagram



Connector pin assignment