

TR72

MAIN FEATURES

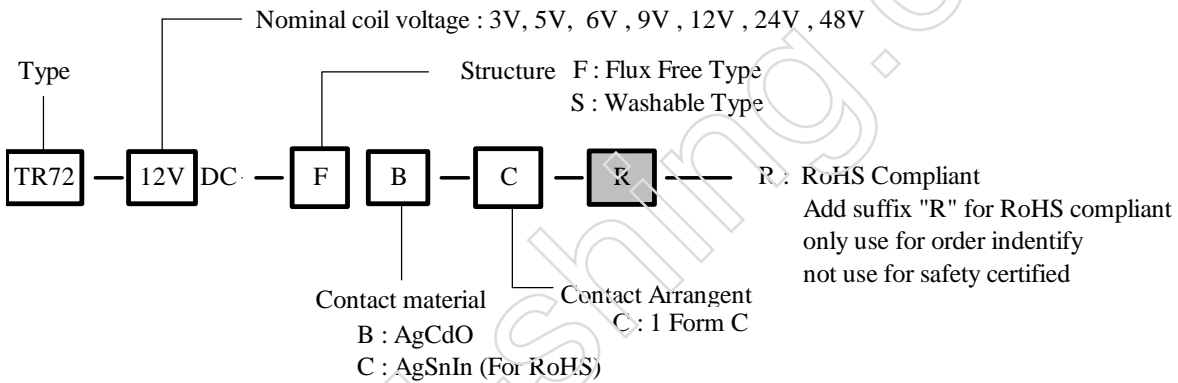
- TR72 series relay covers switching capacity from dry circuit by 10A to comply with user's wide selection.
- 2.54mm terminal pitch employment equal to I.C. terminal pitch.
- Employment of suitable plastic materials to be applied to high temperature and various chemical solutions.
- Complete protective construction from dust and soldering flux. If required. Plastic epoxy resin sealed type is available for washing procedure.
- UL recognized.



APPLICATIONS

- Cooling Appliance, air conditioner, audio equipment, domestic appliance, car control unit, etc.

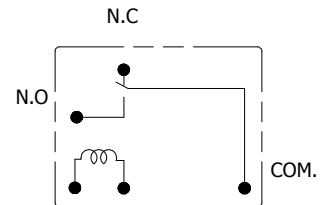
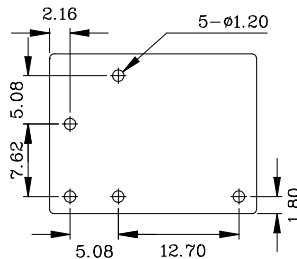
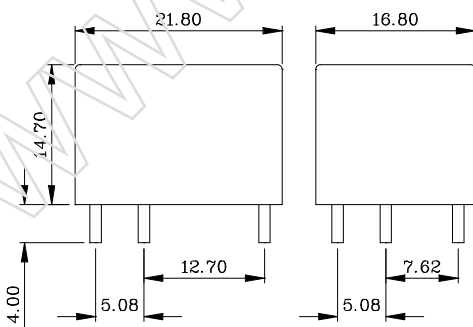
ORDERING INFORMATION



DIMENSION (unit:mm)

DRILLING (unit:mm)

WIRING DIAGRAM



COIL DATA CHART (AT20°C)

Coil Sensitivity	Coil Voltage Code	Nominal Voltage (VDC)	Nominal Current (mA)	Coil Resistance (Ω) $\pm 10\%$	Power Consumption (W)	Pull-In Voltage (VDC)	Drop-Out Voltage (VDC)	Max-Allowable Voltage (VDC)
TR72	03	3	150	20	abt. 0.45 W	75% Max.	10% Min.	130%
	05	5	89	56				
	06	6	75	80				
	09	9	50	180				
	12	12	37.5	320				
	24	24	18.8	1280				
	48	48	12.6	3800	abt. 0.61W			

CONTACT RATING

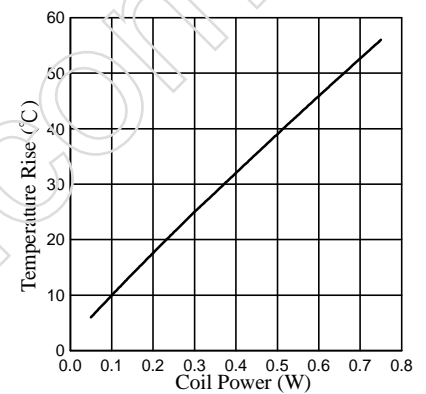
Item	Type	TR72
Contact Capacity		10A 120VAC
Resistive Load ($\cos\Phi=1$)		10A 28VDC
Rated Carrying Current		10A
Max. Allowable Voltage		250VAC , 30VDC
Max. Allowable Current		10A
Max. Allowable Power Force		1200VA , 280W
Referenced Min. Applicable Load		5VDC , 100mA
Contact Material		Ag Alloy

PERFORMANCE (at initial value)

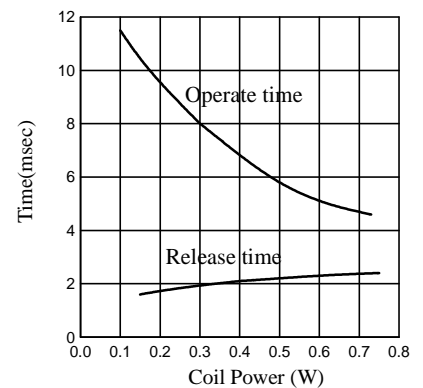
Item	Type	TR72
Contact Resistance		50m Ω Max.
Operation Time		8msec Max.
Release Time		4msec Max.
Dielectric Strength		
Between coil & contact		2500VAC 50/60Hz (1 minute)
Between contacts		1000VAC 50/60Hz (1minute)
Surge Resistiveness		3500V(between coil & contacts 1 x 40 usec.)
Insulation Resistance		100 M Ω Min. (500VDC)
Max. ON/OFF Switching		
Mechanically		300 operation/min
Electrically		30 operation/min
Operating Ambient Temperature		-30 to +60°C
Operating Humidity		45 to 85% RH
Coil Temperature Rise		50 deg. Max.
Vibration		
Endurance		10 to 55Hz Double Amplitude 1.5mm
Error Operation		10 to 55Hz Double Amplitude 1.5mm
Shock		
Endurance		1000m/sec ² (abt. 100G)
Error Operation		100m/sec ² (abt. 10G)
Life Expectancy		
Mechanically		10 x 10 ⁶ operations. Min. (no load)
Electrically		10 x 10 ⁴ operations. Min. (at rated coil voltage)
Weight		abt. 10grs.
UL		E156521

REFERENCE DATA

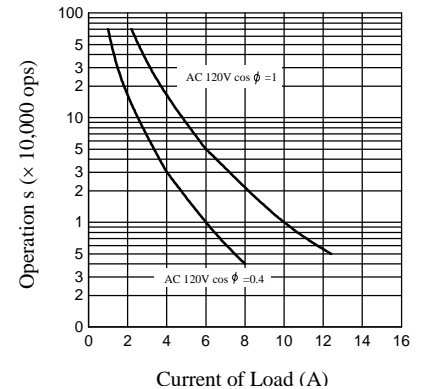
Coil Temperature Rise



Operation Time



Life Expectancy



This datasheet for reference and subject to change without notice. Please double check final specification with Tai-Shing.