


»» Features



- 15A general purpose Power Relays.
- UL/CUL,CSA,TUV approved.
- Optional for AC & DC coil.
- Optional with and or w/out lamp, push-to-test button, stud, etc.
- Sealed and washable type w/ knock-off nib vent.
- Plain or top flange cover, PCB and or solder lug / quick terminals.
- Contact rating up to 15A 250VAC (SPNO).
- Comply with RoHS-Directive 2002/95/EC, and ELV-Directive 2000/53/EC.

»» Type List

Terminal style	Contact form	Designation (provided with)	Enclosure style	
			Dust cover	Flanged cover
S (Quick terminal)	1C (SPDT)	-----	SCLA-S-SPDT-C	SCLA-S-SPDT-C1
	1A (SPNO)		SCLA-S-SPNO-C	SCLA-S-SPNO-C1
	1B (SPNC)		SCLA-S-SPNC-C	SCLA-S-SPNC-C1
	1C (SPDT)	Lamp	SCLA-S-L-SPDT-C	SCLA-S-L-SPDT-C1
	1A (SPNO)		SCLA-S-L-SPNO-C	SCLA-S-L-SPNO-C1
	1B (SPNC)		SCLA-S-L-SPNC-C	SCLA-S-L-SPNC-C1
	1C (SPDT)	Manual	SCLA-S-M-SPDT-C	SCLA-S-M-SPDT-C1
	1A (SPNO)		SCLA-S-M-SPNO-C	SCLA-S-M-SPNO-C1
	1B (SPNC)		SCLA-S-M-SPNC-C	SCLA-S-M-SPNC-C1
	1C (SPDT)	Lamp & Manual	SCLA-S-LM-SPDT-C	SCLA-S-LM-SPDT-C1
	1A (SPNO)		SCLA-S-LM-SPNO-C	SCLA-S-LM-SPNO-C1
	1B (SPNC)		SCLA-S-LM-SPNC-C	SCLA-S-LM-SPNC-C1
P (PCB terminal)	1C (SPDT)	-----	SCLA-P-SPDT-C	SCLA-P-SPDT-C1
	1A (SPNO)		SCLA-P-SPNO-C	SCLA-P-SPNO-C1
	1B (SPNC)		SCLA-P-SPNC-C	SCLA-P-SPNC-C1
	1C (SPDT)	Lamp	SCLA-P-L-SPDT-C	SCLA-P-L-SPDT-C1
	1A (SPNO)		SCLA-P-L-SPNO-C	SCLA-P-L-SPNO-C1
	1B (SPNC)		SCLA-P-L-SPNC-C	SCLA-P-L-SPNC-C1
	1C (SPDT)	Manual	SCLA-P-M-SPDT-C	SCLA-P-M-SPDT-C1
	1A (SPNO)		SCLA-P-M-SPNO-C	SCLA-P-M-SPNO-C1
	1B (SPNC)		SCLA-P-M-SPNC-C	SCLA-P-M-SPNC-C1
	1C (SPDT)	Lamp & Manual	SCLA-P-LM-SPDT-C	SCLA-P-LM-SPDT-C1
	1A (SPNO)		SCLA-P-LM-SPNO-C	SCLA-P-LM-SPNO-C1
	1B (SPNC)		SCLA-P-LM-SPNC-C	SCLA-P-LM-SPNC-C1

Ordering Information

SCL A - S - L - SPNO - F - C
 1 2 3 4 5 6 7

- | | | | |
|----------|----------------------------------|----------|--------------------------------|
| 1. SCL | -- Basic series designation | 5. SPNO | -- Single pole normally open |
| | | SPNC | -- Single pole normally closed |
| 2. A | -- Single pole | SPDT | -- Single pole double throw |
| 3. P | -- PCB terminal | 6. Blank | -- Standard type |
| S | -- Quick terminal | F | -- Class F |
| 4. Blank | -- Without pilot light | 7. C | -- Dust cover |
| L | -- Provided with pilot light | C1 | -- Flanged cover |
| M | -- Provided with manual operator | | |

Contact Rating

Resistive load	15A 240VAC	15A 28VDC
----------------	------------	-----------

Coil Rating (DC)

Rated voltage (V)	Rated current $\pm 10\%$ at 23 °C (mA)	Coil resistance $\pm 10\%$ at 23 °C (Ω)	Max. continuous voltage at 70 °C	Pick up voltage(Max) at 23 °C	Drop out voltage(Min) at 23 °C	Power consumption at rated voltage
6	150	40	120 % of rated voltage	75 % of rated voltage	10 % of rated voltage	approx. 0.9W
12	75	160				
15	60	250				
24	37	650				
48	19	2600				
110	10	11000				
120	11	11000				

Coil Rating (AC)

Rated voltage (V)	Coil resistance $\pm 10\%$ at 23 °C (Ω)	Max. continuous voltage at 70 °C	Pick up voltage(Max) at 23 °C	Drop out voltage(Min) at 23 °C	Power consumption at rated voltage
12	40	110 % of rated voltage	85 % of rated voltage	30 % of rated voltage	approx. 1.2VA
24	160				
100	3400				
110	3400				
115	3400				

120	3400	110 % of rated voltage	85 % of rated voltage	30 % of rated voltage	approx. 1.2VA
220	13600				
230	13600				
240	13600				

»» Specification

Contact material	AgSnO alloy	
Contact resistance ⁽¹⁾	30 mΩ Max.	
Operate time ⁽¹⁾	25 ms Max.	
Release time ⁽¹⁾	25 ms Max.	
Insulation resistance ⁽¹⁾	100 MΩ Min. (DC 500V)	
Dielectric strength ⁽¹⁾	Between live parts & ground : AC 1500V , 50/60Hz 1 min.	
	Between contact and coil : AC 1500V , 50/60Hz 1 min.	
	Between open contact : AC 1000V , 50/60Hz 1 min.	
Vibration resistance	Operating extremes	10~55Hz , amplitude 1.0 mm
	Damage limits	10~55Hz , amplitude 1.0 mm
Shock resistance	Operating extremes	20G
	Damage limits	100G
Life expectancy	Mechanical	10,000,000 operations (frequency 18,000 operations/hr)
	Electrical	100,000 operations (frequency 1,800 operations/hr)
Operating ambient temperature	-25~+70 °C (no freezing)	
Weight	Approx. 32 g	

Note : (1) initial value.

»» Safety Approval

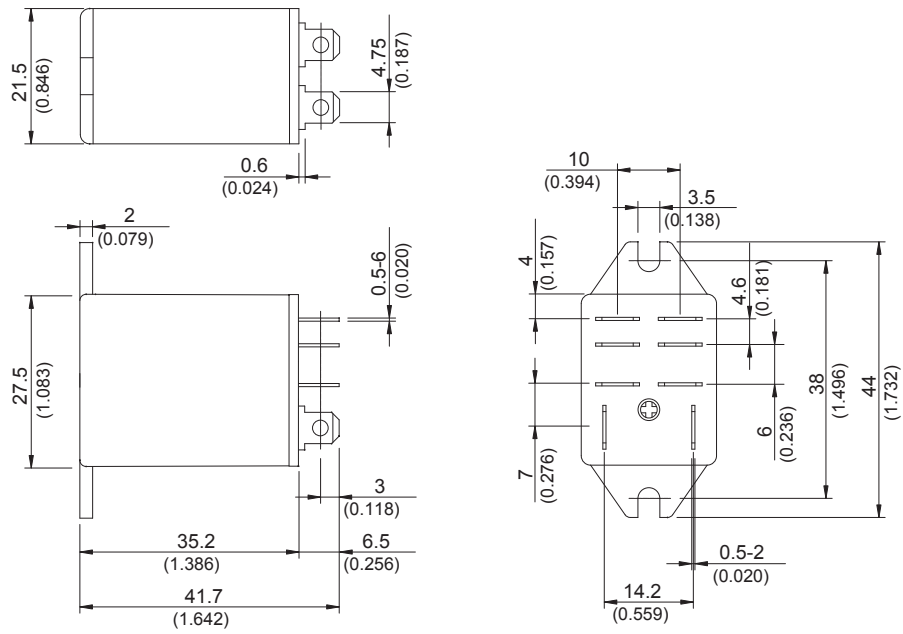
Certified	UL / CUL	CSA	TUV
File No.	E88991	1474292	R9452081

»» Safety Approval Rating

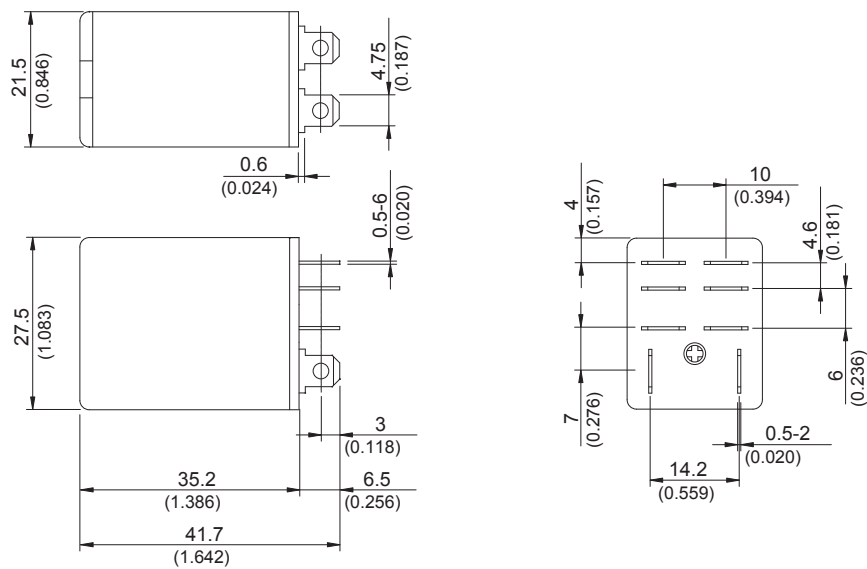
UL / CUL	CSA	TUV
15A 277VAC	10A 277VAC	15A 250VAC
18A 120VAC	15A 28VDC	15A 30VDC
15A 28VDC	15A, 1/2HP 120VAC	6.2A 120VAC cos φ 0.5
1/2HP 120VAC		

»» Outline Dimensions

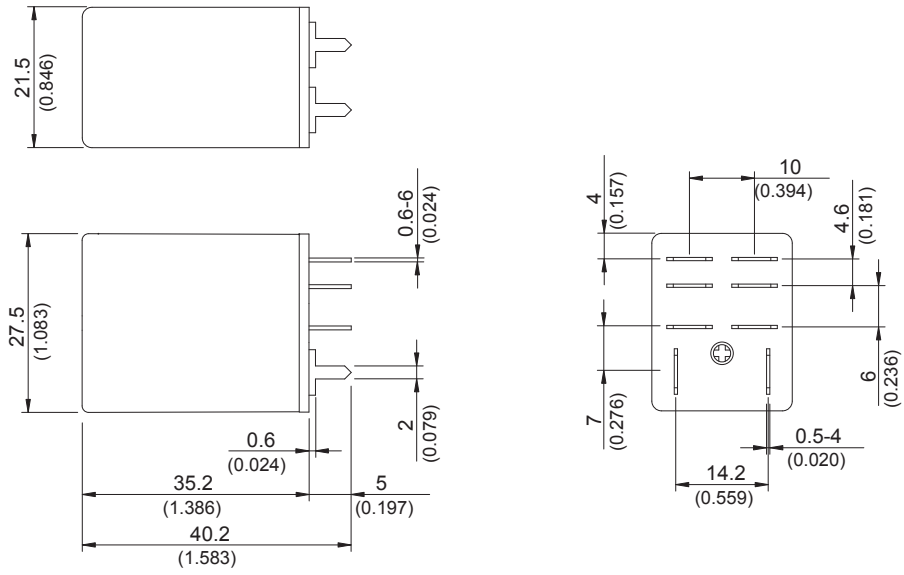
◆ LA-S C1



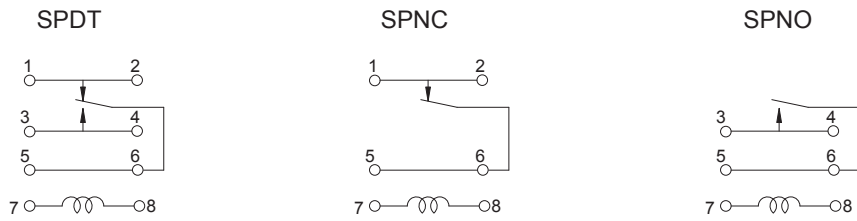
◆ LA-S C



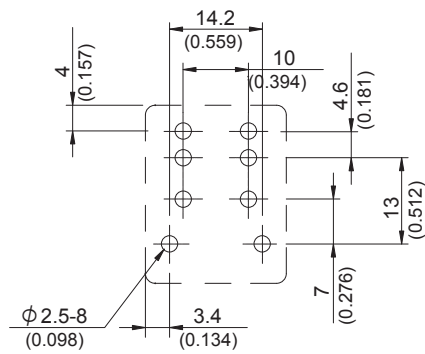
◆ LA-P C



»» Wiring Diagram
BOTTOM VIEW

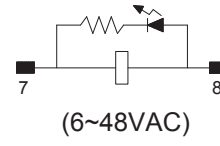
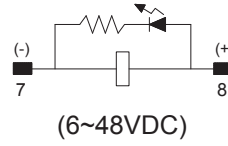
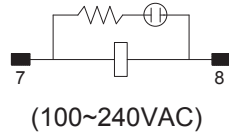


»» PC Board Layout
BOTTOM VIEW

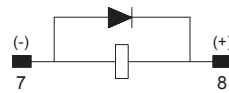


»» Designation (Provided with)
BOTTOM VIEW

Lamp



Diode



»» Engineering Data

