ELECTRIC DOUBLE LAYER CAPACITORS "EVerCAP®"

nichicon

JUA

Radial Lead Type, Lower Resistance, Long Life

- Lower resistance and long life type of JUM.
- Lower temperature range (– 40 to +70°C).
- Load life of 2000hours at 70°C.
- Compliant to the RoHS directive (2011/65/EU,(EU)2015/863).





■Specifications

Item	Performance Characteristics
Category Temperature Range	– 40 to +70°C
Rated Voltage	2.7V
Rated Capacitance	2.5 to 4.7F See Note
Capacitance Tolerance	±20% , 20°C
Stability at Low Temperature	Capacitance (– 40°C) / Capacitance (+20°C) ×100 ≧ 70% ESR (– 40°C) / ESR (+20°C) ≦ 7
ESR	Refer to the table below (20°C).
Endurance	The specifications listed at right shall be met when the capacitors are restored to 20°C after the rated voltage is applied for 2000 hours at 70°C. — Capacitance change: Within ±30% of the initial capacitance value; ESR: 400% or less than the initial specified value
Shelf Life	The specifications listed at right shall be met when the capacitors are restored to 20°C after storing the capacitors under no load for 1000 hours at 70°C. — Capacitance change: Within ±30% of the initial capacitance value; ESR: 400% or less than the initial specified value
Humidity Endurance	The specifications listed at right shall be met when the capacitors are restored to 20°C after the rated voltage is applied for 500 hours at 40°C 90%RH. — Capacitance change: Within ±30% of the initial capacitance value; ESR: 300% or less than the initial specified value
Marking	Printed with white color letter on black sleeve.

■Drawing

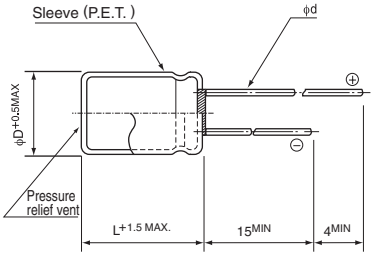

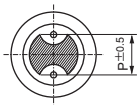

(mm)

φD	8	10
P	3.5	5.0
φd	0.6	0.6

Type numbering system (Example : 2.7V 4F)

1 2 3 4 5 6 7 8 9 10 11
J U A T 1 4 0 5 M P D

- Configuration ※
- Capacitance tolerance (±20%)
- Rated capacitance (4F)
- Rated voltage (2.7V)
- Series name
- Type

※Configuration

φD	Pb-free lead finishing Pb-free PET sleeve
8・10	PD

■Dimensions

Rated Voltage (Code)	Rated Capacitance (F)	Code	ESR (Ω) (at 1kHz)	DCR※ Typical (Ω)	Case size φD × L (mm)
2.7V (T1)	2.5	255	0.15	0.15	8 × 20
	4	405	0.10	0.10	10 × 20
	4.7	475	0.15	0.13	10 × 20

※ The listed DCR value is typical and therefore not a guaranteed value.

Note :
The capacitance calculated from discharge time (ΔT) with constant current (i) after 30minuite charge with rated voltage (2.7V).
The discharge current (i) is 0.01 × rated capacitance (F).
The discharge time (ΔT) measured between 2V and 1V with constant current.
The capacitance calculated bellow.

$$\text{Capacitance (F)} = i \times \Delta T$$