



**GRTE18S-P243Z**

GR18S

**CYLINDRICAL PHOTOELECTRIC SENSORS**

**SICK**  
Sensor Intelligence.



### Ordering information

| Type          | Part no. |
|---------------|----------|
| GRTE18S-P243Z | 1094599  |

Other models and accessories → [www.sick.com/GR18S](http://www.sick.com/GR18S)

Illustration may differ



### Detailed technical data

#### Features

|                                        |                                           |
|----------------------------------------|-------------------------------------------|
| <b>Sensor/ detection principle</b>     | Photoelectric proximity sensor, Energetic |
| <b>Dimensions (W x H x D)</b>          | 18 mm x 18 mm x 38.1 mm                   |
| <b>Housing design (light emission)</b> | Cylindrical                               |
| <b>Thread diameter (housing)</b>       | M18 x 1                                   |
| <b>Optical axis</b>                    | Axial, fully flush                        |
| <b>Sensing range max.</b>              | 3 mm ... 350 mm <sup>1)</sup>             |
| <b>Sensing range</b>                   | 3 mm ... 250 mm <sup>1)</sup>             |
| <b>Type of light</b>                   | Infrared light                            |
| <b>Light source</b>                    | LED <sup>2)</sup>                         |
| <b>Light spot size (distance)</b>      | Ø 150 mm (250 mm)                         |
| <b>Wave length</b>                     | 850 nm                                    |
| <b>Adjustment</b>                      | Potentiometer, 270°                       |

<sup>1)</sup> Object with 90 % reflectance (referred to standard white, DIN 5033).

<sup>2)</sup> Average service life: 100,000 h at T<sub>U</sub> = +25 °C.

#### Mechanics/electronics

|                            |                                   |
|----------------------------|-----------------------------------|
| <b>Supply voltage</b>      | 10 V DC ... 30 V DC <sup>1)</sup> |
| <b>Ripple</b>              | ± 5 V <sub>pp</sub> <sup>2)</sup> |
| <b>Current consumption</b> | 30 mA                             |

<sup>1)</sup> Limit values. Operated in short-circuit protected network: max. 8 A.

<sup>2)</sup> May not exceed or fall below U<sub>v</sub> tolerances.

<sup>3)</sup> At U<sub>v</sub> > 24 V or ambient temperature > 49 °C, I<sub>A</sub> max. = 50 mA.

<sup>4)</sup> Signal transit time with resistive load.

<sup>5)</sup> With light/dark ratio 1:1.

<sup>6)</sup> A = V<sub>S</sub> connections reverse-polarity protected.

<sup>7)</sup> B = inputs and output reverse-polarity protected.

<sup>8)</sup> D = outputs overcurrent and short-circuit protected.

<sup>9)</sup> At U<sub>v</sub> ≤ 24V and I<sub>A</sub> < 50mA.

|                                                   |                                                          |
|---------------------------------------------------|----------------------------------------------------------|
| <b>Switching output</b>                           | PNP                                                      |
| <b>Output function</b>                            | Complementary                                            |
| <b>Switching mode</b>                             | Light/dark switching                                     |
| <b>Signal voltage PNP HIGH/LOW</b>                | $V_S - (\leq 3 \text{ V}) / \text{approx. } 0 \text{ V}$ |
| <b>Output current <math>I_{\text{max}}</math></b> | 100 mA <sup>3)</sup>                                     |
| <b>Response time</b>                              | < 1,000 $\mu\text{s}$ <sup>4)</sup>                      |
| <b>Switching frequency</b>                        | 500 Hz <sup>5)</sup>                                     |
| <b>Connection type</b>                            | Male connector M12, 4-pin                                |
| <b>Circuit protection</b>                         | A <sup>6)</sup><br>B <sup>7)</sup><br>D <sup>8)</sup>    |
| <b>Protection class</b>                           | III                                                      |
| <b>Housing material</b>                           | Metal, Nickel-plated brass and ABS                       |
| <b>Optics material</b>                            | Plastic, PMMA                                            |
| <b>Enclosure rating</b>                           | IP67                                                     |
| <b>Items supplied</b>                             | Fastening nuts (2 x)                                     |
| <b>EMC</b>                                        | EN 60947-5-2                                             |
| <b>Ambient operating temperature</b>              | -25 °C ... +55 °C <sup>9)</sup>                          |
| <b>Ambient storage temperature</b>                | -40 °C ... +70 °C                                        |
| <b>UL File No.</b>                                | NRKH.E348498 & NRKH7.E348498                             |

1) Limit values. Operated in short-circuit protected network: max. 8 A.

2) May not exceed or fall below  $U_V$  tolerances.

3) At  $U_V > 24 \text{ V}$  or ambient temperature > 49 °C,  $I_A \text{ max.} = 50 \text{ mA}$ .

4) Signal transit time with resistive load.

5) With light/dark ratio 1:1.

6) A =  $V_S$  connections reverse-polarity protected.

7) B = inputs and output reverse-polarity protected.

8) D = outputs overcurrent and short-circuit protected.

9) At  $U_V \leq 24 \text{ V}$  and  $I_A < 50 \text{ mA}$ .

## Classifications

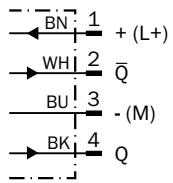
|                     |          |
|---------------------|----------|
| <b>ECl@ss 5.0</b>   | 27270903 |
| <b>ECl@ss 5.1.4</b> | 27270903 |
| <b>ECl@ss 6.0</b>   | 27270903 |
| <b>ECl@ss 6.2</b>   | 27270903 |
| <b>ECl@ss 7.0</b>   | 27270903 |
| <b>ECl@ss 8.0</b>   | 27270903 |
| <b>ECl@ss 8.1</b>   | 27270903 |
| <b>ECl@ss 9.0</b>   | 27270903 |
| <b>ECl@ss 10.0</b>  | 27270904 |
| <b>ECl@ss 11.0</b>  | 27270904 |
| <b>ETIM 5.0</b>     | EC001821 |
| <b>ETIM 6.0</b>     | EC001821 |
| <b>ETIM 7.0</b>     | EC002719 |

UNSPSC 16.0901

39121528

Connection diagram

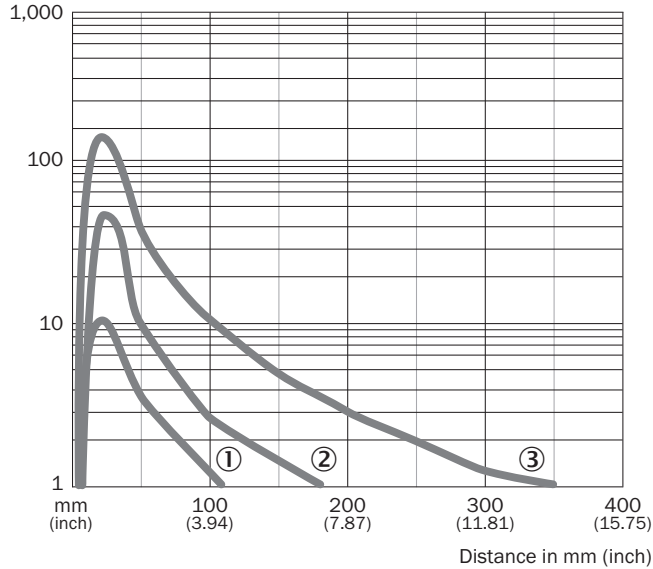
Cd-084



Characteristic curve

GRTE18, 250 mm

Operating reserve



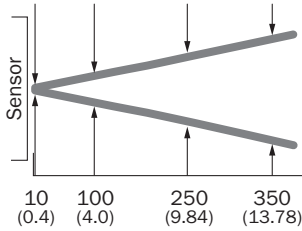
- ① Sensing range on black, 6% remission
- ② Sensing range on gray, 20 % remission
- ③ Sensing range on white, 90% remission

### Light spot size

GRTE18, 250 mm

Diameter in mm (inch)

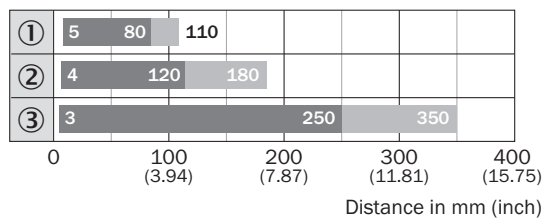
Ø 15 (0.59)    Ø 64 (2.52)    Ø 150 (5.91)    Ø 200 (7.87)



Distance in mm (inch)

### Sensing range diagram

GRTE18, 250 mm



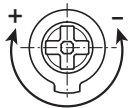
■ Sensing range    ■ Sensing range max.

- ① Sensing range on black, 6% remission
- ② Sensing range on gray, 20% remission
- ③ Sensing range on white, 90% remission

### Adjustments possible

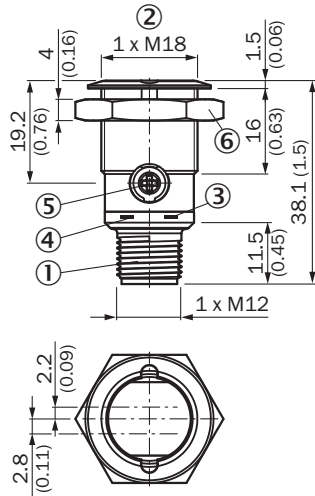
GRTB18(S), GRTE18(S), Sensing range setting: Potentiometer, 270°

Sensing range



**Dimensional drawing** (Dimensions in mm (inch))





GR18S, metal, connector, straight, fully flush, adjustable



- ① Connector M12, 3-pin
- ② Threaded mounting hole M18 x 1
- ③ LED indicator yellow
- ④ LED indicator green
- ⑤ Sensitivity control: potentiometer 270°
- ⑥ Fastening nut; 24 mm hex, metal

**Recommended accessories**

Other models and accessories → [www.sick.com/GR18S](http://www.sick.com/GR18S)

|                                                                                     | <b>Brief description</b>                                                                                                              | <b>Type</b>        | <b>Part no.</b> |
|-------------------------------------------------------------------------------------|---------------------------------------------------------------------------------------------------------------------------------------|--------------------|-----------------|
| <b>Mounting brackets and plates</b>                                                 |                                                                                                                                       |                    |                 |
|  | Mounting bracket for M18 sensors, steel, zinc coated, without mounting hardware                                                       | BEF-WN-M18         | 5308446         |
| <b>Other mounting accessories</b>                                                   |                                                                                                                                       |                    |                 |
|  | Mounting tool for "fully flush" variants                                                                                              | BEF-T0-GR18S       | 4072132         |
| <b>Plug connectors and cables</b>                                                   |                                                                                                                                       |                    |                 |
|  | Head A: female connector, M12, 4-pin, straight, A-coded<br>Head B: Flying leads<br>Cable: Sensor/actuator cable, PVC, unshielded, 5 m | YF2A14-050VB3XLEAX | 2096235         |
|  | Head A: male connector, M12, 4-pin, straight<br>Head B: -<br>Cable: unshielded                                                        | STE-1204-G         | 6009932         |

## SICK AT A GLANCE

SICK is one of the leading manufacturers of intelligent sensors and sensor solutions for industrial applications. A unique range of products and services creates the perfect basis for controlling processes securely and efficiently, protecting individuals from accidents and preventing damage to the environment.

We have extensive experience in a wide range of industries and understand their processes and requirements. With intelligent sensors, we can deliver exactly what our customers need. In application centers in Europe, Asia and North America, system solutions are tested and optimized in accordance with customer specifications. All this makes us a reliable supplier and development partner.

Comprehensive services complete our offering: SICK LifeTime Services provide support throughout the machine life cycle and ensure safety and productivity.

For us, that is “Sensor Intelligence.”

## WORLDWIDE PRESENCE:

Contacts and other locations –[www.sick.com](http://www.sick.com)