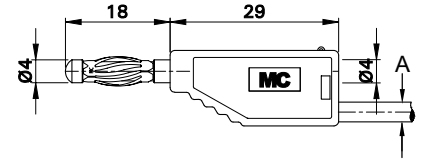




**SLS4...**

Stapelbare Ø 4 mm-Stecker mit federnder Kontaktlamelle für die Selbstmontage von Messleitungen. Vernickelte und vergoldete Versionen. **Lötanschluss.**

**SLS4...**

Stackable Ø 4 mm plugs with spring-loaded Multilam for self-assembly of test leads. Nickel-plated and gold-plated versions available. **Solder connection.**



Typ Type	Bestell-Nr. Order No.	Bemessungsspannung/-strom Rated voltage/current	Leitung (A) Cable (A)			*Farben *Colours
			Ø mm (PVC/TPE)	Ø mm (SIL)	mm²	
<b>SLS410</b>	<b>22.2626-*</b>	30 VAC ~60VDC / max. 19 A	2,7	3,0	1,0	Au <span style="display: inline-block; width: 15px; height: 10px; background-color: #FFD700; border: 1px solid black;"></span> <span style="display: inline-block; width: 15px; height: 10px; background-color: #191970; border: 1px solid black;"></span> <span style="display: inline-block; width: 15px; height: 10px; background-color: #DC143C; border: 1px solid black;"></span> <span style="display: inline-block; width: 15px; height: 10px; background-color: #4169E1; border: 1px solid black;"></span> <span style="display: inline-block; width: 15px; height: 10px; background-color: #FFD700; border: 1px solid black;"></span>
<b>SLS410N</b>	<b>22.2627-*</b>	30 VAC ~60VDC / max. 19 A	2,7	3,0	1,0	Ni <span style="display: inline-block; width: 15px; height: 10px; background-color: #3CB371; border: 1px solid black;"></span> <span style="display: inline-block; width: 15px; height: 10px; background-color: #800080; border: 1px solid black;"></span> <span style="display: inline-block; width: 15px; height: 10px; background-color: #FF8C00; border: 1px solid black;"></span> <span style="display: inline-block; width: 15px; height: 10px; background-color: #A9A9A9; border: 1px solid black;"></span> <span style="display: inline-block; width: 15px; height: 10px; background-color: #FFFFFF; border: 1px solid black;"></span>
<b>SLS425-A</b>	<b>22.2631-*</b>	30 VAC ~60VDC / max. 32 A	3,6	3,9	2,5	Au <span style="display: inline-block; width: 15px; height: 10px; background-color: #FFD700; border: 1px solid black;"></span> <span style="display: inline-block; width: 15px; height: 10px; background-color: #191970; border: 1px solid black;"></span> <span style="display: inline-block; width: 15px; height: 10px; background-color: #DC143C; border: 1px solid black;"></span> <span style="display: inline-block; width: 15px; height: 10px; background-color: #4169E1; border: 1px solid black;"></span> <span style="display: inline-block; width: 15px; height: 10px; background-color: #FFD700; border: 1px solid black;"></span>
<b>SLS425-A/N</b>	<b>22.2632-*</b>	30 VAC ~60VDC / max. 32 A	3,6	3,9	2,5	Ni <span style="display: inline-block; width: 15px; height: 10px; background-color: #3CB371; border: 1px solid black;"></span> <span style="display: inline-block; width: 15px; height: 10px; background-color: #800080; border: 1px solid black;"></span> <span style="display: inline-block; width: 15px; height: 10px; background-color: #FF8C00; border: 1px solid black;"></span> <span style="display: inline-block; width: 15px; height: 10px; background-color: #A9A9A9; border: 1px solid black;"></span> <span style="display: inline-block; width: 15px; height: 10px; background-color: #FFFFFF; border: 1px solid black;"></span>

**Einzelteile**

**Component parts**

KT410	22.2140-*	Knüpfülle, passend zu / Insulator, suitable for: SLS410...	<span style="display: inline-block; width: 15px; height: 10px; background-color: #FFD700; border: 1px solid black;"></span> <span style="display: inline-block; width: 15px; height: 10px; background-color: #191970; border: 1px solid black;"></span> <span style="display: inline-block; width: 15px; height: 10px; background-color: #DC143C; border: 1px solid black;"></span> <span style="display: inline-block; width: 15px; height: 10px; background-color: #4169E1; border: 1px solid black;"></span> <span style="display: inline-block; width: 15px; height: 10px; background-color: #FFD700; border: 1px solid black;"></span>
KT425-A	22.2160-*	Knüpfülle, passend zu / Insulator, suitable for: SLS425-A...	<span style="display: inline-block; width: 15px; height: 10px; background-color: #3CB371; border: 1px solid black;"></span> <span style="display: inline-block; width: 15px; height: 10px; background-color: #800080; border: 1px solid black;"></span> <span style="display: inline-block; width: 15px; height: 10px; background-color: #FF8C00; border: 1px solid black;"></span> <span style="display: inline-block; width: 15px; height: 10px; background-color: #A9A9A9; border: 1px solid black;"></span> <span style="display: inline-block; width: 15px; height: 10px; background-color: #FFFFFF; border: 1px solid black;"></span>
LS410	22.1010	Stecker, passend zu / Plug suitable for: SLS410, SLS425-A	
LS410N	22.5067	Stecker, passend zu / Plug suitable for: SLS410N, SLS425-A/N	



Montageanleitung **MA110**  
[www.multi-contact.com](http://www.multi-contact.com)



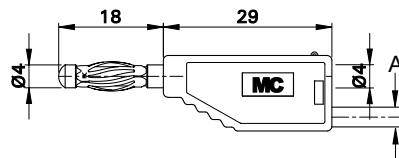
Assembly instructions **MA110**  
[www.multi-contact.com](http://www.multi-contact.com)

**SLS425-AM**

Stapelbarer Ø 4 mm-Stecker mit federnder Kontaktlamelle für die Selbstmontage von Messleitungen. **Schraubanschluss.**

**SLS425-AM**

Stackable Ø 4 mm plug with spring-loaded Multilam for self-assembly of test leads. **Screw connection.**



Typ Type	Bestell-Nr. Order No.	Bemessungsspannung/-strom Rated voltage/current	Leitung (A) Cable (A)		*Farben *Colours
<b>SLS425-AM</b>	<b>22.2633-*</b>	30 VAC ~ 60 VDC / max. 32 A	~ Ø 4,0 mm	2,5 mm²	Au <span style="display: inline-block; width: 15px; height: 10px; background-color: #FFD700; border: 1px solid black;"></span> <span style="display: inline-block; width: 15px; height: 10px; background-color: #191970; border: 1px solid black;"></span> <span style="display: inline-block; width: 15px; height: 10px; background-color: #DC143C; border: 1px solid black;"></span> <span style="display: inline-block; width: 15px; height: 10px; background-color: #4169E1; border: 1px solid black;"></span> <span style="display: inline-block; width: 15px; height: 10px; background-color: #FFD700; border: 1px solid black;"></span>
					<span style="display: inline-block; width: 15px; height: 10px; background-color: #3CB371; border: 1px solid black;"></span> <span style="display: inline-block; width: 15px; height: 10px; background-color: #800080; border: 1px solid black;"></span> <span style="display: inline-block; width: 15px; height: 10px; background-color: #FF8C00; border: 1px solid black;"></span> <span style="display: inline-block; width: 15px; height: 10px; background-color: #A9A9A9; border: 1px solid black;"></span> <span style="display: inline-block; width: 15px; height: 10px; background-color: #FFFFFF; border: 1px solid black;"></span>

**Einzelteile**

**Component parts**

KT425-A	22.2160-*	Knüpfülle (*Farben siehe SLS425-AM) / Insulator (*Colours see SLS425-AM)	
LS425-AM	22.1028	Stecker / Plug	



Montageanleitung **MA110**  
[www.multi-contact.com](http://www.multi-contact.com)



Assembly instructions **MA110**  
[www.multi-contact.com](http://www.multi-contact.com)