

SCHOTTKY BARRIER RECTIFIERS

REVERSE VOLTAGE - 20 to 40 Volts
FORWARD CURRENT - 3.0 Amperes

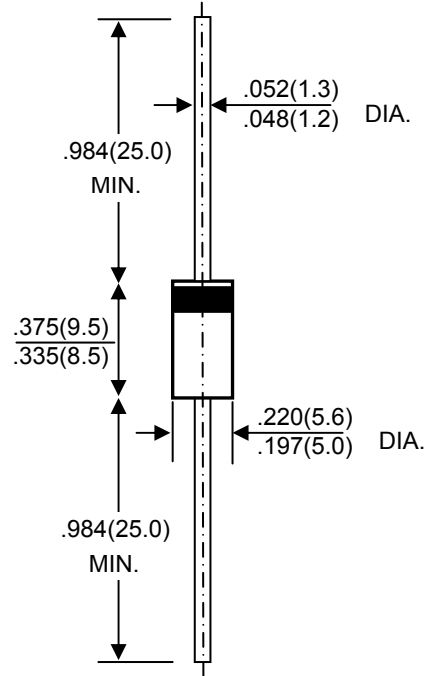
FEATURES

- Metal-Semiconductor junction with guard ring
- Epitaxial construction
- Low forward voltage drop
- High current capability
- The plastic material carries UL recognition 94V-0
- For use in low voltage, high frequency inverters, free wheeling, and polarity protection applications

MECHANICAL DATA

- Case: JEDEC DO-27 molded plastic
- Polarity: Color band denotes cathode
- Weight: 0.04 ounces , 1.1 grams
- Mounting position: Any

DO-27



Dimensions in inches and (millimeters)

MAXIMUM RATINGS AND ELECTRICAL CHARACTERISTICS

Rating at 25°C ambient temperature unless otherwise specified.

Single phase, half wave ,60Hz, resistive or inductive load.

For capacitive load, derate current by 20%

CHARACTERISTICS	SYMBOL	1N5820	1N5821	1N5822	UNIT
Maximum Recurrent Peak Reverse Voltage	V _{RRM}	20	30	40	V
Maximum RMS Voltage	V _{RMS}	14	21	28	V
Maximum DC Blocking Voltage	V _{DC}	20	30	40	V
Maximum Average Forward Rectified Current 0.375" (9.5mm) Lead Lengths @T _L =95 °C	I _(AV)	3.0			A
Peak Forward Surge Current 8.3ms Single Half Sine-Wave Super Imposed on Rated Load(JEDEC Method)	I _{FSM}	80			A
Maximum Forward Voltage at 3.0A DC	V _F	0.45	0.55	0.60	V
Maximum Forward Voltage at 9.4A DC	V _F	0.850	0.900	0.950	V
Maximum DC Reverse Current @T _J =25°C at Rated DC Blocking Voltage @T _J =100°C	I _R	1.0			mA
Typical Junction Capacitance (Note1)	C _J	250			pF
Typical Thermal Resistance (Note2)	R _{θJL}	20			°C/W
Operating Temperature Range	T _J	-55 to +150			°C
Storage Temperature Range	T _{STG}	-55 to +150			°C

NOTES: 1.Measured at 1.0 MHz and applied reverse voltage of 4.0V DC

2.Thermal resistance junction to lead,

3.The typical data above is for reference only(典型值仅供参考).

REV. 6, 30-Dec-2014

FIG. 1 – FORWARD CURRENT DERATING CURVE

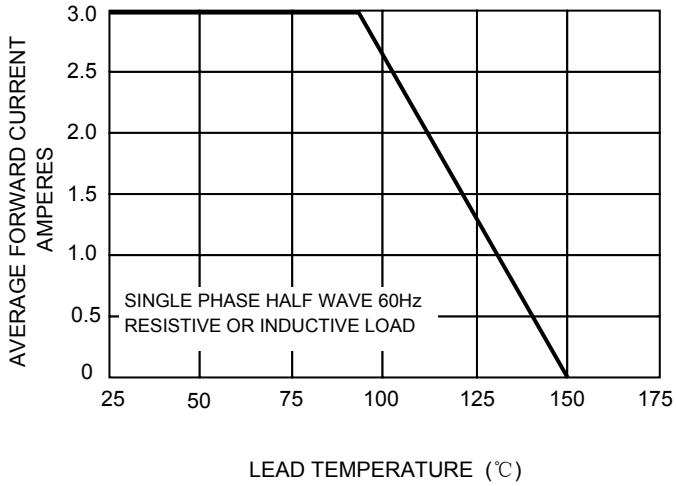


FIG. 2 – MAXIMUM NON-REPETITIVE SURGE CURRENT

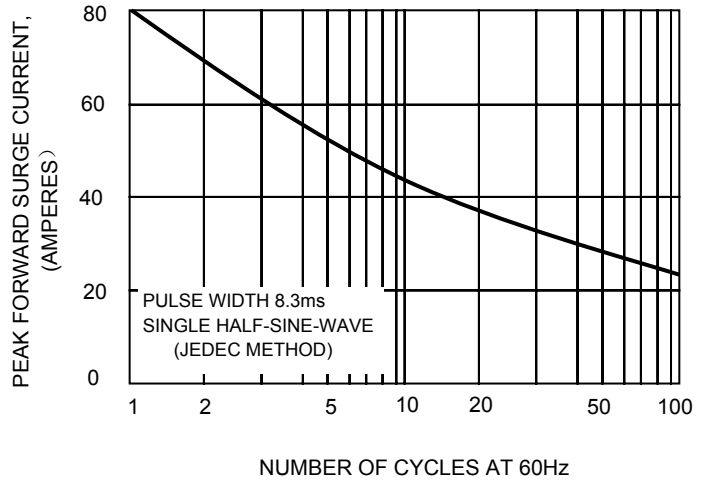


FIG. 3 – TYPICAL JUNCTION CAPACITANCE

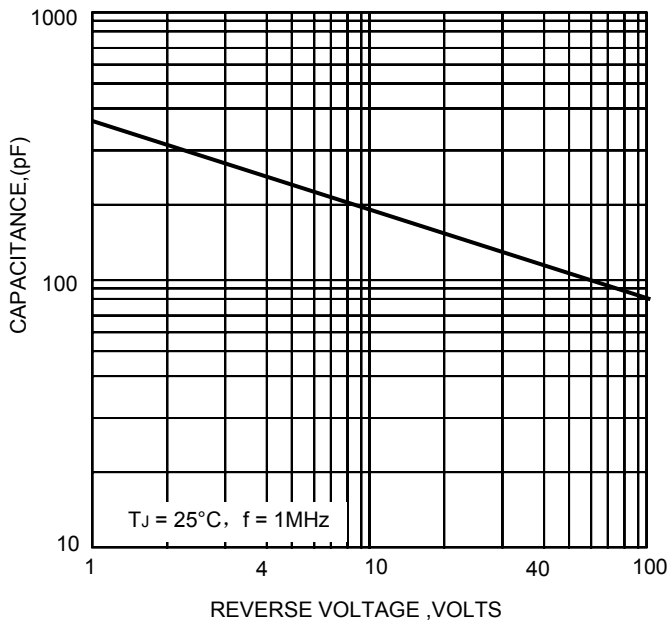
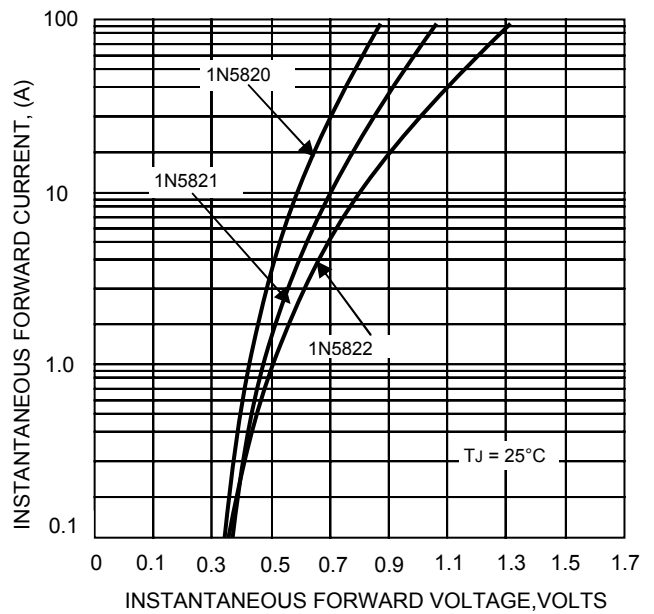


FIG. 4 – TYPICAL FORWARD CHARACTERISTICS



The cruve graph is for reference only, can't be the basis for judgment(曲线图仅供参考)!