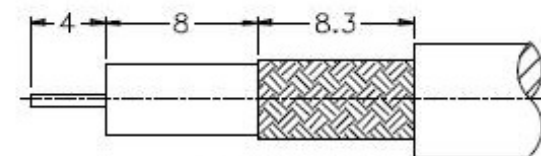
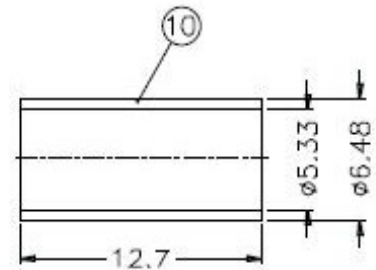
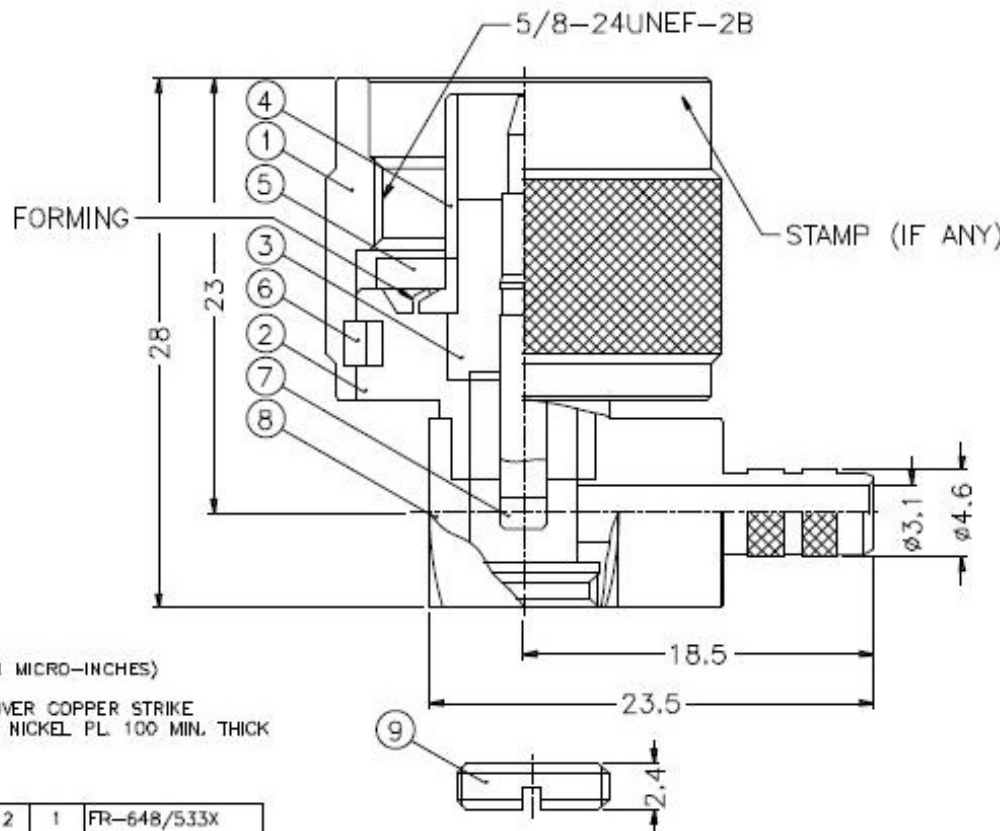


REVISIONS		
ISS	ZONE	DESCRIPTION\PER REDUEST\DATE



RECOMMENDED  
CABLE STRIPPING DIM'S



1. CRIMPED FERRULE  
HEX CRIMP SIZE .213"  
2. CONTACT PIN TO SOLDER

- NOTES: FINISH (PLATING THICKNESS IN MICRO-INCHES)
1. BRASS PER QQ-B-626
  2. NICKEL PL. 100 MIN. THICK OVER COPPER STRIKE
  3. GOLD PL. 3 MIN. THICK OVER NICKEL PL. 100 MIN. THICK OVER COPPER STRIKE
  4. PTFE MIL-P-19468

10	FERRULE	COPPER	NOTE 2	1	FR-648/533X 127C
9	NUT	NOTE 1	NOTE 2	1	15687061606-5
8	BARREL	NOTE 1	NOTE 2	1	N1112A2-8-46 /31
7	CONTACT PIN	NOTE 1	NOTE 3	1	N1112A2-7
6	RETAINER RING	SUS 304	NATURAL	1	N5000-7-C
5	GASKET	SILICONE	RED	1	GS-156/8X15
4	CONTACT BODY	NOTE 1	NOTE 2	1	N5000-5
3	INSULATOR	NOTE 4	NATURAL	1	N1112A2-3
2	BODY	NOTE 1	NOTE 2	1	N1112B1-2
1	SHELL	NOTE 1	NOTE 2	1	N5000-1-B
NO.	DESCRIPTION	MATERIAL	FINISH	Q'TY	DRAWING NO.

DIMENSIONS ARE IN MILLIMETERS  
UNLESS OTHERWISE SPECIFIED  
TOLERANCES  
0.5-6 = ±0.2  
6-30 = ±0.4  
30-120 = ±0.6  
120-315 = ±1  
315-1000 = ±1.6  
1000-2000 = ±2.4

PART NO.	N1112B1-001-NT3G-1-50	
APPROVED	DATE	10-11-01'
CHECKED	DATE	10-11-01'
DRAWN	DATE	10-11-01'
FILE NO.		

<b>Amphenol</b>	
TITLE N R/A CRIMP PLUG (FOR RG-58/U, 58C/U)	
DRAWING NO. KJ-N1112B1-001-NT3G-58U-50	
ITEM NO.	