

**Rittal – The System.**

Faster – better – everywhere.

# Socket box and LED system light

Flexibility for every market



ENCLOSURES

POWER DISTRIBUTION

CLIMATE CONTROL

IT INFRASTRUCTURE

SOFTWARE & SERVICES



FRIEDHELM LOH GROUP

# Socket box – The plug-in system



## A global player

- Socket modules in all standard, country-specific variants
- UL variant for the North American market
- Socket modules can be easily replaced to suit the user market via plug and play



## Simple assembly

- Easy to screw securely to the round holes in the enclosure profile
- No loss of space thanks to perfect integration into the profile
- No obstruction when installing and removing the mounting plate
- Supports flexible installation throughout the entire enclosure and on the tubular door frame



## Fast connection

- Connection ready to plug in without any wiring work
- Direct integration of the LED system light into the circuit
- Same connection accessories as for LED system light
- Multiple socket boxes can be cascaded with numerous LED system lights



# Interior installation

## LED system light



### The optimum system solution for improved flexibility

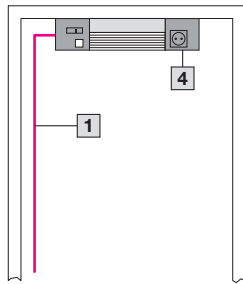
The socket box turns the LED system light into an all-in-one system, making it possible to easily install additional sockets in six country-specific variants anywhere in the enclosure.

A key advantage of this solution is that the appropriate socket for the end user's particular country can be easily installed via plug and play when the system is delivered. There is no need to replace the LED system light with one that has a suitable socket. All components are ready to plug in and can be installed without manual wiring.

### Configuration examples

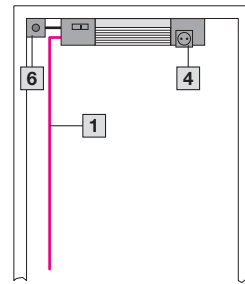
#### Free-standing enclosure

LED system light with socket and motion detector



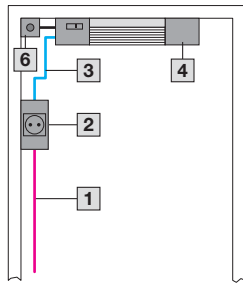
#### Free-standing enclosure

LED system light with socket and additional door-operated switch



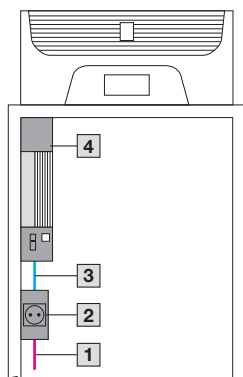
#### Free-standing enclosure

LED system light without socket or motion sensor, but with additional door-operated switch and additional socket box



#### Free-standing enclosure

LED system light fastened to the side with motion detector and additional socket box

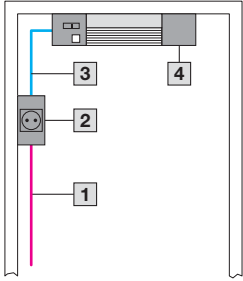


# Interior installation

## LED system light

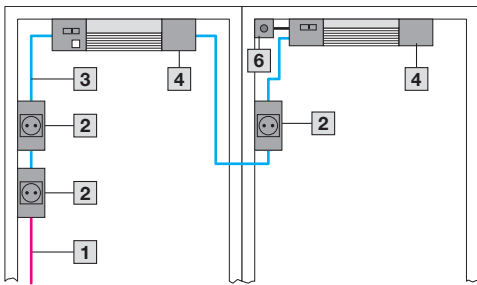
### Free-standing enclosure

LED system light with motion detector and additional socket box



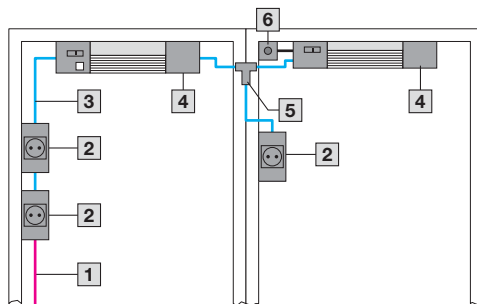
### Bayed enclosure with through-wiring via socket box

Enclosure 1:  
LED system light with motion detector and additional socket boxes  
Enclosure 2:  
LED system light without socket or motion detector,  
but with additional door-operated switch and additional socket box



### Bayed enclosure with through-wiring via T distributor

Enclosure 1:  
LED system light with motion detector and additional socket boxes  
Enclosure 2:  
LED system light without socket or motion detector,  
but with additional door-operated switch and additional socket box



- 1 Infeed
- 2 Socket box
- 3 Through-wiring
- 4 LED system light (various types)
- 5 T distributor
- 6 Door-operated switch with connection cable

### Completely UL-compliant construction

The entire system can be constructed in full compliance with UL requirements if UL-approved components (infeed, LED system light, through-wiring and socket box) are used.



# Interior installation

## LED system light



### Socket box

#### for LED system light

In combination with the LED system light, the socket box creates a flexible modular system for international use.

#### Benefits:

- Identical connection accessories as for LED system light
- Cascadable with LED system light
- Supports flexible installation throughout the entire enclosure and on the tubular door frame
- No additional wiring required, thanks to simple connection technology and integration of the LED system light into the circuit

#### Material:

- Plastic

#### Colour:

- RAL 7016

#### Supply includes:

- Assembly parts

- 1 Infeed
- 2 Socket box
- 3 Through-wiring
- 4 LED system light
- 5 T distributor

	Socket	UL	Packs of	Model No.
	D, earthing-pin	–	1 pc(s).	<b>2500.710</b>
	UK	–	1 pc(s).	<b>2500.711</b>
	F/B	–	1 pc(s).	<b>2500.712</b>
	CH	–	1 pc(s).	<b>2500.713</b>
	US	■	1 pc(s).	<b>2500.714</b>
	CN	–	1 pc(s).	<b>2500.715</b>



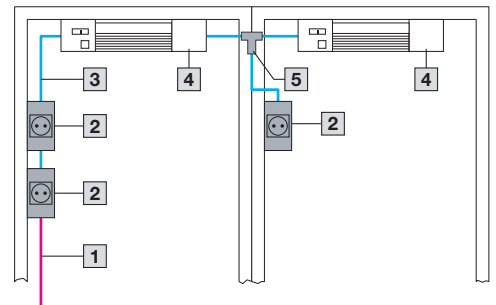
#### Also required:

- Depending on the application, through-wiring or a 3-pole infeed may be required, see page 7



#### Accessories:

- T distributor, see page 7
- Through-wiring, 3-pole, see page 7
- Infeed, 3-pole, see page 7



# Interior installation

## LED system light

### Connection accessories

#### for LED system light

The following components can be used for time-saving, easy installation of the lights:



#### Accessories:

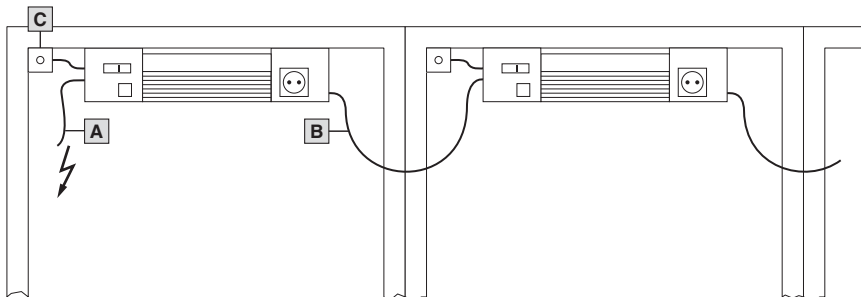
- Cable ties for quick assembly

Connection cable for	ENEC	UL	Length mm	Packs of	Model No.	
					orange	black
1 Infeed, 3-pole, 100 – 240 V AC	■	■	3000	1	2500.500	-
	■	-	3000	5	2500.400	-
2 Infeed, 2-pole, 100 – 240 V AC	-	■	3000	1	2500.520	-
	■	-	3000	5	2500.420	-
3 Infeed, 2-pole, 24 V DC	■	-	3000	5	-	2500.410
4 Through-wiring, 3-pole, 100 – 240 V AC	■	■	200	5	2500.435	-
	■	■	1000	1	2500.530	-
	■	-	1000	5	2500.430	-
5 Through-wiring, 2-pole, 100 – 240 V AC	-	■	3000	1	2500.550	-
	■	-	1000	5	2500.450	-
6 Through-wiring, 2-pole, 24 V DC	■	-	1000	5	-	2500.440

**A** Connection cable for infeed

**B** Connection cable for through-wiring

**C** Door-operated switch with connection cable (not required for LED system light with integral motion sensor)



### T distributor

#### with two sockets and one connector

For creating safe, shock-hazard-protected junctions when wiring LED system lights and socket boxes.

Packs of	Model No.
5 pc(s).	2500.680



### Connection accessories for self-assembly

#### for LED system light

For individual wiring with commercially available cables.

#### Connector/jack

Type	Input voltage	UL	Packs of	Model No.
Jack, 3-pole	100 – 240 V	■	5 pc(s).	2500.600
Jack, 2-pole	24 V DC	■	5 pc(s).	2500.610
Jack, 2-pole	100 – 240 V	■	5 pc(s).	2500.620
Connector, 3-pole	100 – 240 V	■	5 pc(s).	2500.630
Connector, 2-pole	24 V DC	■	5 pc(s).	2500.640
Connector, 2-pole	100 – 240 V	■	5 pc(s).	2500.650



# LED system light – Sensationally bright





## Optimum illumination

- Innovative LED technology for even more light into the very last corner
- Intelligent lighting, tailored to the geometry of the enclosure, thanks to a special optical cover with Fresnel structure
- Optical cover with two different Fresnel structures
- The cover is easily rotated – to adapt the light distribution to the current installation situation
- Enormous luminous intensity up to 1200 lumens, directed selectively into the enclosure

## Simple assembly

- Fast, tool-free assembly thanks to a latching hook system on a 25 mm pitch pattern of holes; simply latch and secure
- Optional screw-fastening also available, or opt for complete flexibility with a magnetic attachment freely positionable inside the enclosure
- May be fitted horizontally and vertically with no loss of space in the enclosure; existing rails and sections can simply be covered
- Lights with motion detectors are equipped with a rotating LED board as standard, allowing the direction of light to be perfectly adapted to any installation situation

## Flexible connection

- Rotating connectors support installation in the most confined spaces
- Simple through-wiring based on the plug & play system
- Variants with integral motion detectors eliminate the need for installing separate door-operated switches
- If additionally equipped with a socket, electricity will be available whenever it is needed for maintenance work
- Suitable for immediate, global use with wide-range voltage 100 – 240 V (AC) and 24 V (DC)

## New – socket box as a plug-in system

- The alternative to the LED system light with integrated socket
- Easier planning for international projects – same light, but with a country-specific socket
- No additional wiring required, thanks to simple connection technology and integration of the LED system light into the circuit
- Socket modules can be easily replaced to suit the user market via plug and play



# LED system light



## Benefits:

- Optimum illumination of the entire enclosure
- Optionally with clip, screw or magnetic attachment
- Equipment to suit every application

## Material:

- Plastic
- Aluminium

## Colour:

- Enclosure: RAL 7016

## Protection class:

- II (all-insulated)

## Light colour:

- 4000 K (neutral white)

## Supply includes:

- Assembly screws

## Note:

- Connection accessories should be ordered separately

Model No.	2500.300	2500.310	2500.311	2500.312	2500.313	Page
Output (lumens)	1200	1200	1200	1200	1200	
Length (mm)	437	437	437	437	437	
Motion sensor	■	■	■	■	■	
Rated operating voltage	100 – 240 V AC	■	■	■	■	
	24 V DC	–	–	–	–	
Equipment	Socket	–	D, earthing-pin	UK	F/B	CH
	90° rotating connector	■	■	■	■	■
	Adjustable light direction	■	■	■	■	■
	Adjustable light distribution	■	■	■	■	■
Approvals	UL/cUL	■	–	–	–	–
	CSA	■	–	–	–	–
	CCC	■	–	–	–	–
	ENEC	■	■	■	■	■
Installation type	Screw-fastening	■	■	■	■	■
	Clip attachment	■	■	■	■	■
	Magnetic attachment to surfaces (accessory)	■	–	–	–	–
Connection options	Infeed	3-pole	3-pole	3-pole	3-pole	3-pole
	Through-wiring	3-pole	3-pole	3-pole	3-pole	3-pole
	Door-operated switch (accessory)	–	–	–	–	–
Mounting options <sup>1)</sup>	Enclosures with a 25 mm pitch pattern	Screw fastening/clip	Directly on the profile	Directly on the profile	Directly on the profile	Directly on the profile
<b>Accessories</b>						
Rail for interior installation AX	see Internet	see Internet	see Internet	see Internet	see Internet	
Mounting bracket	6205.100	6205.100	6205.100	6205.100	6205.100	
Mounting kit magnet	2500.490	–	–	–	–	14
Door-operated switch	–	–	–	–	–	
Door-operated switch, UL	–	–	–	–	–	
<b>Connection accessories</b>						
Infeed, 2-pole	–	–	–	–	–	
Infeed, 2-pole, UL	–	–	–	–	–	
Infeed, 3-pole	2500.400	2500.400	2500.400	2500.400	2500.400	7
Infeed, 3-pole, UL	2500.500	–	–	–	–	7
Through-wiring, 2-pole	–	–	–	–	–	
Through-wiring, 2-pole, UL	–	–	–	–	–	
Through-wiring, 3-pole	2500.430	2500.430	2500.430	2500.430	2500.430	7
Through-wiring, 3-pole, UL	2500.530	–	–	–	–	7

<sup>1)</sup> The internal mounting rail AX and the mounting bracket are required when installing in compact enclosures AX

# LED system light

<b>Model No.</b>	<b>2500.314</b>	<b>2500.320</b>	<b>2500.200</b>	<b>2500.210</b>	<b>2500.211</b>	Page
Output (lumens)	1200	1200	900	900	900	
Length (mm)	437	437	437	437	437	
Motion sensor	■	■	–	–	–	
Rated operating voltage	100 – 240 V AC	100 – 125 V AC	–	■	■	
	24 V DC	–	■	–	–	
Equipment	Socket	USA / CDN	–	–	D, earthing-pin	GB
	90° rotating connector	■	■	■	■	■
	Adjustable light direction	■	■	–	–	–
	Adjustable light distribution	■	■	■	■	■
Approvals	UL/cUL	■	■	■	–	–
	CSA	■	–	■	–	–
	CCC	–	■	■	–	–
	ENEC	■	–	■	■	■
Installation type	Screw-fastening	■	■	■	■	■
	Clip attachment	■	■	■	■	■
	Magnetic attachment to surfaces (accessory)	–	■	■	–	–
Connection options	Infeed	3-pole	2-pole	3-pole	3-pole	3-pole
	Through-wiring	3-pole	2-pole	3-pole	3-pole	3-pole
	Door-operated switch (accessory)	–	–	■	■	■
Mounting options <sup>1)</sup>	Enclosures with a 25 mm pitch pattern		Directly on the profile	Directly on the profile	Directly on the profile	Directly on the profile
	Screw fastening/clip		Directly on the profile	Directly on the profile	Directly on the profile	Directly on the profile

## Accessories

Rail for interior installation AX	see Internet	see Internet	see Internet	see Internet	see Internet	
Mounting bracket	6205.100	6205.100	6205.100	6205.100	6205.100	
Mounting kit magnet	–	2500.490	2500.490	–	–	14
Door-operated switch	–	–	2500.460	2500.460	2500.460	14
Door-operated switch, UL	–	–	2500.470	–	–	14




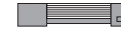
## Connection accessories

Infeed, 2-pole	–	2500.410	–	–	–	7
Infeed, 2-pole, UL	–	–	–	–	–	
Infeed, 3-pole	–	–	2500.400	2500.400	2500.400	7
Infeed, 3-pole, UL	2500.500	–	2500.500	–	–	7
Through-wiring, 2-pole	–	2500.440	–	–	–	7
Through-wiring, 2-pole, UL	–	–	–	–	–	
Through-wiring, 3-pole	–	–	2500.430	2500.430	2500.430	7
Through-wiring, 3-pole, UL	2500.530	–	2500.530	–	–	7

<sup>1)</sup> The internal mounting rail AX and the mounting bracket are required when installing in compact enclosures AX



# LED system light

					
<b>Model No.</b>	<b>2500.212</b>	<b>2500.213</b>	<b>2500.214</b>	<b>2500.220</b>	Page
Output (lumens)	900	900	900	900	
Length (mm)	437	437	437	437	
Motion sensor	–	–	–	–	
Rated operating voltage	100 – 240 V AC	■	■	100 – 125 V AC	
	24 V DC	–	–	–	■
Equipment	Socket	F/B	CH	USA / CDN	–
	90° rotating connector	■	■	■	■
	Adjustable light direction	–	–	–	–
	Adjustable light distribution	■	■	■	■
Approvals	UL/cUL	–	–	■	■
	CSA	–	–	■	■
	CCC	–	–	–	■
	ENEC	■	■	■	■
Installation type	Screw-fastening	■	■	■	■
	Clip attachment	■	■	■	■
	Magnetic attachment to surfaces (accessory)	–	–	–	■
Connection options	Infeed	3-pole	3-pole	3-pole	2-pole
	Through-wiring	3-pole	3-pole	3-pole	2-pole
	Door-operated switch (accessory)	■	■	■	■
Mounting options <sup>1)</sup>	Enclosures with a 25 mm pitch pattern				
	Screw fastening/clip	Directly on the profile	Directly on the profile	Directly on the profile	Directly on the profile

## Accessories

Rail for interior installation AX	see Internet	see Internet	see Internet	see Internet	
Mounting bracket	6205.100	6205.100	6205.100	6205.100	
Mounting kit magnet	–	–	–	2500.490	14
Door-operated switch	2500.460	2500.460	2500.460	2500.460	14
Door-operated switch, UL	–	–	2500.470	2500.470	14





## Connection accessories

Infeed, 2-pole	–	–	–	2500.410	7
Infeed, 2-pole, UL	–	–	–	–	
Infeed, 3-pole	2500.400	2500.400	–	–	7
Infeed, 3-pole, UL	–	–	2500.500	–	7
Through-wiring, 2-pole	–	–	–	2500.440	7
Through-wiring, 2-pole, UL	–	–	–	–	
Through-wiring, 3-pole	2500.430	2500.430	–	–	7
Through-wiring, 3-pole, UL	–	–	2500.530	–	7

<sup>1)</sup> The internal mounting rail AX and the mounting bracket are required when installing in compact enclosures AX



# LED system light

					
Model No.	2500.100	2500.104	2500.110	2500.114	Page
Output (lumens)	400	400	600	600	
Length (mm)	262	262	337	337	
Motion sensor	-	-	-	-	
Rated operating voltage	100 – 240 V AC	■	■	■	
	24 V DC	-	-	-	
Equipment	Socket	-	-	-	
	90° rotating connector	-	-	-	
	Adjustable light direction	-	-	-	
	Adjustable light distribution	-	-	-	
Approvals	UL/cUL	-	■	-	■
	CSA	-	■	-	■
	CCC	■	■	■	■
	ENEC	■	■	■	■
Installation type	Screw-fastening	■	■	■	■
	Clip attachment	■	■	■	■
	Magnetic attachment to surfaces (accessory)	■	■	■	■
Connection options	Infeed	2-pole	2-pole	2-pole	2-pole
	Through-wiring	2-pole	2-pole	2-pole	2-pole
	Door-operated switch (accessory)	■	■	■	■
Mounting options <sup>1)</sup>	Enclosures with a 25 mm pitch pattern		Directly on the profile	Directly on the profile	Directly on the profile
	Screw fastening/clip		Directly on the profile	Directly on the profile	Directly on the profile

## Accessories

Rail for interior installation AX	see Internet	see Internet	see Internet	see Internet	
Mounting bracket	6205.100	6205.100	6205.100	6205.100	
Mounting kit magnet	2500.490	2500.490	2500.490	2500.490	14
Door-operated switch	2500.460	-	2500.460	-	14
Door-operated switch, UL	-	2500.470	-	2500.470	14

## Connection accessories

Infeed, 2-pole	2500.420	-	2500.420	-	7
Infeed, 2-pole, UL	-	2500.520	-	2500.520	7
Infeed, 3-pole	-	-	-	-	
Infeed, 3-pole, UL	-	-	-	-	
Through-wiring, 2-pole	2500.450	-	2500.450	-	7
Through-wiring, 2-pole, UL	-	2500.550	-	2500.550	7
Through-wiring, 3-pole	-	-	-	-	
Through-wiring, 3-pole, UL	-	-	-	-	

<sup>1)</sup> The internal mounting rail AX and the mounting bracket are required when installing in compact enclosures AX



# Interior installation

## LED system light



### Door-operated switch

with connection cable for LED system light

**Supply includes:**  
– Assembly parts

	ENEC	UL	Length mm	To fit	Packs of	Model No.
						Black
Connection cable	■	–	800	230 V AC/24 V DC, 1 A	1 pc(s).	<b>2500.460</b>
	–	■	800			<b>2500.470</b>



### Door-operated switch

without connection cable for self-assembly

- With normally closed contact and normally open contact
- Custom wiring of the LED system light when combined with the connection cable for door-operated switch
- Can be used to control the various Rittal climate control solutions when combined with standard cables

Technical specifications	UL	Packs of	Model No.
240 V, 6 A 125 V DC, 8 A 24 V, 6 A 24 V DC, 6 A	■	1 pc(s).	<b>4127.010</b>



#### Also required:

- For the installation in TE: Mounting kit 7888.615




### Connection cable

for door-operated switch for LED system light

Connection cable with pre-assembled connector for simple, fast connection of the LED system light. With open end for cutting the connection cable to the required individual length.

Length mm	UL	Packs of	Model No.
3000	–	1 pc(s).	<b>2500.660</b>
3000	■	1 pc(s).	<b>2500.670</b>



### Mounting kit magnet

for LED system light

For sticking onto the rear of lights without a socket.

Packs of	Model No.
2 pc(s).	<b>2500.490</b>

# IT LED system light



## Benefits:

- Plug and play installation
- Optimum illumination of the entire IT rack
- Optionally with clip, screw or magnetic attachment
- Equipment to suit every application
- Ready to use immediately, thanks to plug-in connection cable
- Attachment with no loss of U in the rack

## Design:

- All-insulated, with internal fuse (T 2A) for operation with Europlug (to CEE 7/16) and IEC 320 connector

## Material:

- Plastic
- Aluminium

## Colour:

- Enclosure: RAL 7016

## Protection class:

- II (all-insulated)

## Light colour:


- 4000 K (neutral white)

## Supply includes:

- Mounting kit magnet
- Assembly screws

## Note:

- Connection accessories should be ordered separately
- The two plug-in connection cables should only be used with the IT LED system light. Use with all other Rittal system lights or external products is inadmissible.
- Cascading of multiple IT LED system lights is not possible

			
<b>Model No.</b>		<b>7859.000</b>	Page
Output (lumens)		600	
Length (mm)		337	
Motion sensor		–	
Rated operating voltage	100 – 240 V AC, 50/60 Hz	■	
Equipment	Socket	–	
	90° rotating connector	■	
	Adjustable light direction	■	
	Adjustable light distribution	■	
Approvals	UL/cUL	■	
	CSA	■	
	CCC	■	
Installation type	Screw-fastening	■	
	Clip attachment	■	
	Magnetic attachment to surfaces	■	
Connection options	Infeed	2-pole	
	Door-operated switch (accessory)	■	
Mounting options	Enclosures with a 25 mm pitch pattern	Screw fastening/clip	Directly on the profile
	TE 8000, IT enclosure based on AX/EL	Mounting kit magnet	■
<b>Accessories</b>			
Door-operated switch		2500.460	14
Door-operated switch, UL		2500.470	14
<b>Also required: Connection accessories</b>			
1	Connection cable with Europlug EN 50075, CEE 7/16, type: H05VV-F, 2 x 0.75 mm <sup>2</sup> , ready for connection, black, length 2 m, packs of 1	<b>7859.010</b>	
2	Connection cable with IEC 60 320 C18 connector, UL version, to fit IEC 60 320 C13 sockets type: SJT 2 x 18 60D, ready for connection, black, length 2 m, packs of 1	<b>7859.020</b>	



**Connection cable with Europlug EN 50075**



**Connection cable with IEC 60 320 C18 connector**

# Rittal – The System.

Faster – better – everywhere.

- Enclosures
- Power Distribution
- Climate Control
- IT Infrastructure
- Software & Services

You can find the contact details of all Rittal companies throughout the world here.



[www.rittal.com/contact](http://www.rittal.com/contact)

XWWW00207EN1911

ENCLOSURES

POWER DISTRIBUTION

CLIMATE CONTROL

IT INFRASTRUCTURE

SOFTWARE & SERVICES



FRIEDHELM LOH GROUP