

# MICRO-MATCH PBC.16P ✓ ACTIVE

Micro-MaTch | Micro-MaTch Industrial

TE Part # 1-215570-6

TE Internal #: 1-215570-6

PADDLE BOARD CONNECTOR

[View on TE.com >](#)



[Connectors >](#) [PCB Connectors >](#) [Wire-to-Board Connectors >](#) [FFC, FPC & Ribbon Connectors >](#) [Ribbon Cable Connectors >](#)

PADDLE BOARD CONNECTOR



Connector System: **Cable-to-Board**

Number of Positions: **16**

Centerline (Pitch): **1.27 mm [ .05 in ]**

PCB Mount Retention: **With**

PCB Mount Retention Type: **Kinked Solder Tails**

[All PADDLE BOARD CONNECTOR \(20\)](#)

## Features

### Product Type Features

Product Type	Connector
Board Standoff	With
Type of Connector	Paddleboard
Connector Type	Connector Assembly
Wire/Cable Type	Ribbon Cable
Header Type	Shrouded
Connector System	Cable-to-Board
Row-to-Row Spacing	1.5 mm
Connector Style	Paddle-Board
Profile	Standard
Connector & Contact Terminates To	Printed Circuit Board

### Configuration Features

Ejection Latches	Without
Number of Positions	16
PCB Mount Orientation	Vertical

### Electrical Characteristics

Operating Voltage	100 VAC
-------------------	---------

Insulation Resistance	1000 MΩ
-----------------------	---------

### Body Features

Daisy Chain	Without
-------------	---------

### Contact Features

Contact Termination Area Plating Material	Tin
---	-----

Contact Design	Press-Fit
----------------	-----------

Contact Transmits (Typical)	Signal (Data)
-----------------------------	---------------

Vacuum Tape	Without
-------------	---------

Contact Mating Area Plating Thickness	3 – 5 μm[118.11 – 196.85 μin]
---------------------------------------	-------------------------------

Contact Termination Area Plating Thickness	3 – 5 μm[118.11 – 196.85 μin]
--	-------------------------------

Contact Type	Pin
--------------	-----

Contact Mating Area Plating Material	Tin
--------------------------------------	-----

Contact Underplating Material	Nickel
-------------------------------	--------

PCB Contact Termination Area Plating Material	Tin
---	-----

Contact Base Material	Phosphor Bronze
-----------------------	-----------------

Contact Current Rating (Max)	1.5 A
------------------------------	-------

### Termination Features

Termination Post Length	3.2 mm[.125 in]
-------------------------	-----------------

Termination Method to Printed Circuit Board	Through Hole
---	--------------

Termination Method to Wire & Cable	Insulation Displacement Crimp (IDC)
------------------------------------	-------------------------------------

### Mechanical Attachment

Polarization	Without
--------------	---------

Mating Retention	Without
------------------	---------

Mating Alignment	Without
------------------	---------

Contact Retention in Housing	Press-Fit
------------------------------	-----------

PCB Mount Alignment	With
---------------------	------

Panel Mount Feature	Without
---------------------	---------

PCB Mount Retention	With
---------------------	------

PCB Mount Retention Type	Kinked Solder Tails
--------------------------	---------------------

Mating Alignment Type	Polarization
-----------------------	--------------

Mating Connector Lock	Without
-----------------------	---------

### Housing Features



Mating Entry Location	Top
Housing Material	Polyester - GF
Housing Color	Red
Centerline (Pitch)	1.27 mm[.05 in]

### Dimensions

Length	23.8 mm[.937 in]
Height	5.1 mm[.2 in]
PCB Thickness (Recommended)	1.6 mm[.062 in]
Insulation Diameter	.9 mm[.035 in]
Wire Size	.08 – .09 mm <sup>2</sup>

### Usage Conditions

Operating Temperature Range	-40 – 105 °C
-----------------------------	--------------

### Industry Standards

UL Flammability Rating	UL 94V-0
------------------------	----------

### Packaging Features

Packaging Quantity	2500
Packaging Method	Reel

## Product Compliance

[For compliance documentation, visit the product page on TE.com>](#)

EU RoHS Directive 2011/65/EU	Compliant
EU ELV Directive 2000/53/EC	Compliant
China RoHS 2 Directive MIIT Order No 32, 2016	No Restricted Materials Above Threshold
EU REACH Regulation (EC) No. 1907/2006	Current ECHA Candidate List: JAN 2019 (197) Candidate List Declared Against: JUN 2018 (191)
Halogen Content	Not Low Halogen - contains Br or Cl > 900 ppm.
Solder Process Capability	Wave solder capable to 265°C

#### Product Compliance Disclaimer

This information is provided based on reasonable inquiry of our suppliers and represents our current actual knowledge based on the information they provided. This information is subject to change. The part numbers that TE has identified as EU RoHS compliant have a maximum concentration of 0.1% by weight in homogenous materials for lead, hexavalent chromium, mercury, PBB, PBDE, DBP, BBP, DEHP, DIBP, and 0.01% for cadmium, or qualify for an exemption to these

limits as defined in the Annexes of Directive 2011/65/EU (RoHS2). Finished electrical and electronic equipment products will be CE marked as required by Directive 2011/65/EU. Components may not be CE marked. Additionally, the part numbers that TE has identified as EU ELV compliant have a maximum concentration of 0.1% by weight in homogenous materials for lead, hexavalent chromium, and mercury, and 0.01% for cadmium, or qualify for an exemption to these limits as defined in the Annexes of Directive 2000/53/EC (ELV). Regarding the REACH Regulations, TE's information on SVHC in articles for this part number is still based on the European Chemical Agency (ECHA) 'Guidance on requirements for substances in articles' (Version: 2, April 2011), applying the 0.1% weight on weight concentration threshold at the finished product level. TE is aware of the European Court of Justice ruling of September 10th, 2015 also known as O5A (Once An Article Always An Article) stating that, in case of 'complex object', the threshold for a SVHC must be applied to both the product as a whole and simultaneously to each of the articles forming part of its composition. TE has evaluated this ruling based on the new ECHA "Guidance on requirements for substances in articles" (June 2017, version 4.0) and will be updating its statements accordingly.

## Also in the Series | Micro-MaTch Industrial



Pluggable I/O Cable Assemblies(54)

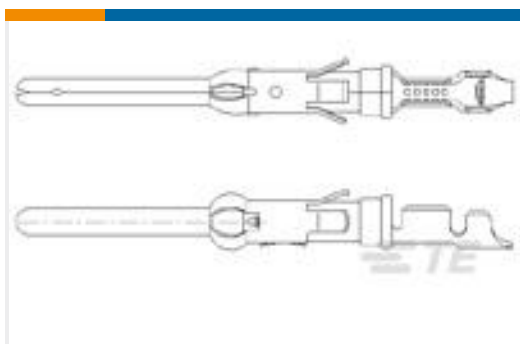


Ribbon Cable Connectors (203)



Wire-to-Board Connector Contacts(4)

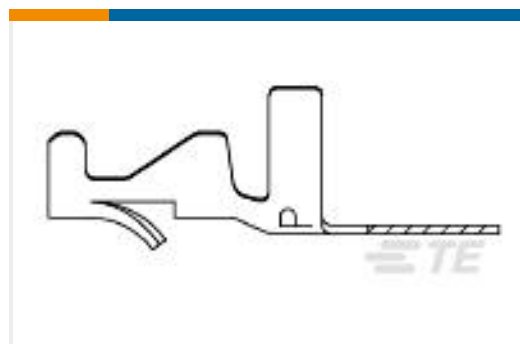
## Customers Also Bought




TE Part #1-163081-1  
.062 DIA PIN ASSY 3+



TE Part #626030-2  
RING TONGUE 0.5 /1.5  
MM2 TPBR



TE Part #640311-5  
MINI AMP-IN 22-18 AWG  
POST TIN PLTD



TE Part #1-1437358-2  
171-50G100M=50P 28A



TE Part #4-1437719-2  
T01-0550-S08-FEMALE  
PLUG CONNECTOR  
SOLDE

## Documents

[Product Drawings](#)  
**MICRO-MATCH PBC.16P**

English

[CAD Files](#)



### 3D PDF

3D

Customer View Model

[ENG\\_CVM\\_CVM\\_1-215570-6\\_S.2d\\_dxf.zip](#)

English

Customer View Model

[ENG\\_CVM\\_CVM\\_1-215570-6\\_S.3d\\_igs.zip](#)

English

Customer View Model

[ENG\\_CVM\\_CVM\\_1-215570-6\\_S.3d\\_stp.zip](#)

English

---

### Datasheets & Catalog Pages

[Micro-MaTch Catalog](#)

English

[Ribbon Cable Interconnect Solutions](#)

English

[Centerline Micro-Match Connector Series](#)

English

---

### Product Specifications

[Application Specification](#)

English

[micro match miniature connector system](#)

English

---

### Product Environmental Compliance

[TE Material Declaration](#)

English