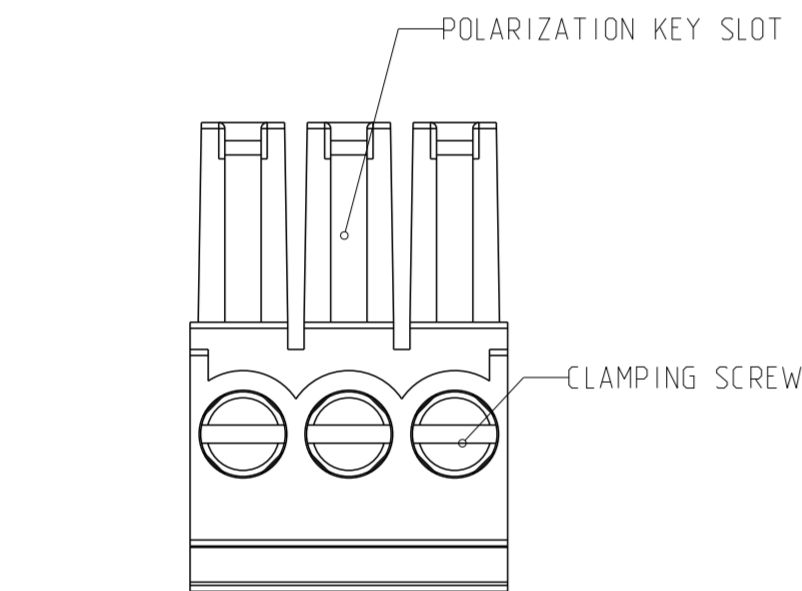
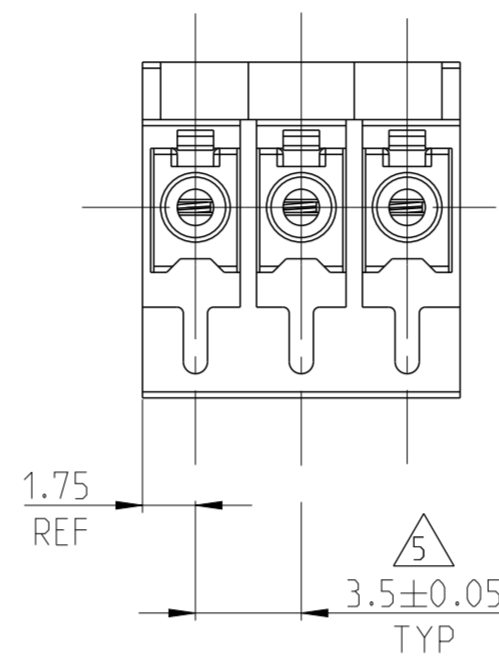
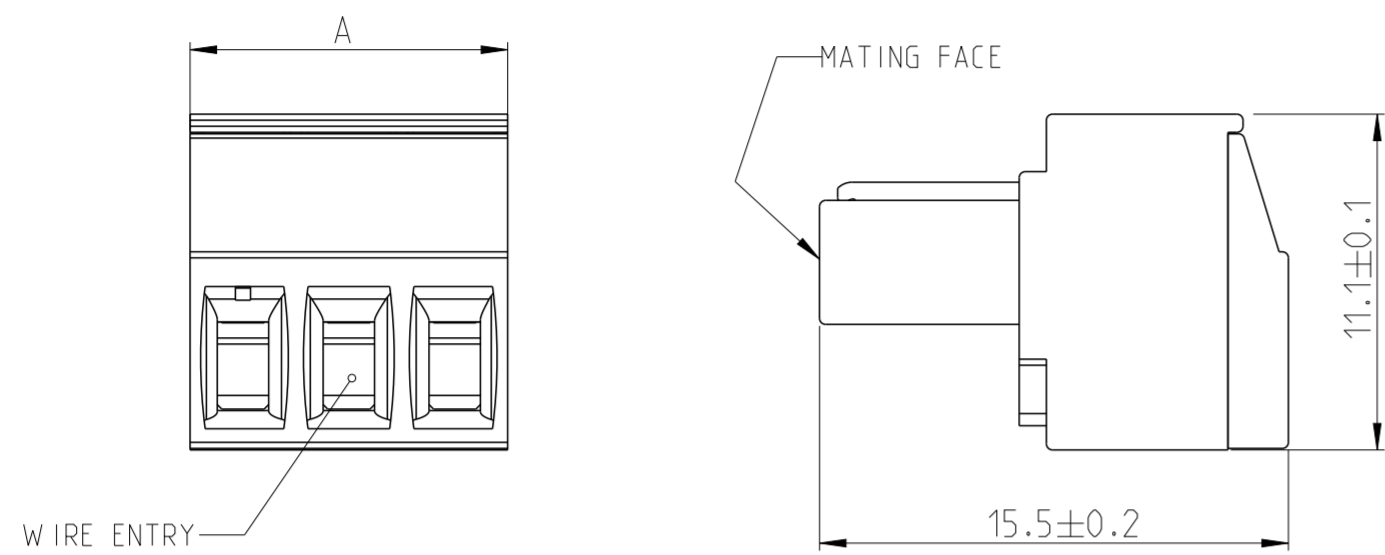
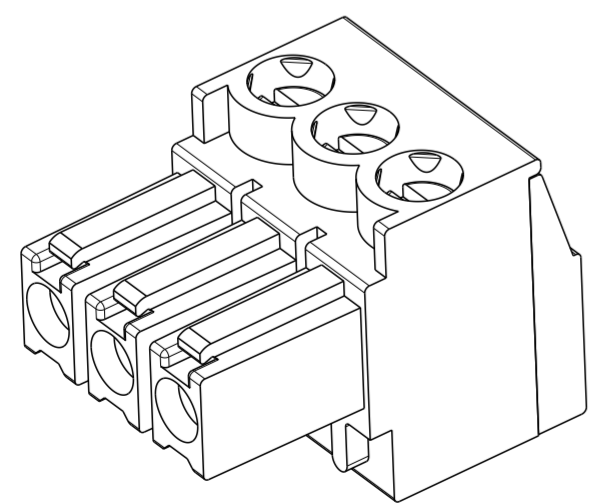


P	LTR	DESCRIPTION	DATE	DWN	APVD
C4		REVISED PER ECO-11-005009	12MAR2011	HMR	CR
C5		NEW P/N 3-284506-1 ADDED	04NOV2016	FP	NG
C6		PART OBSOLETE	31AUG2020	DV	PS

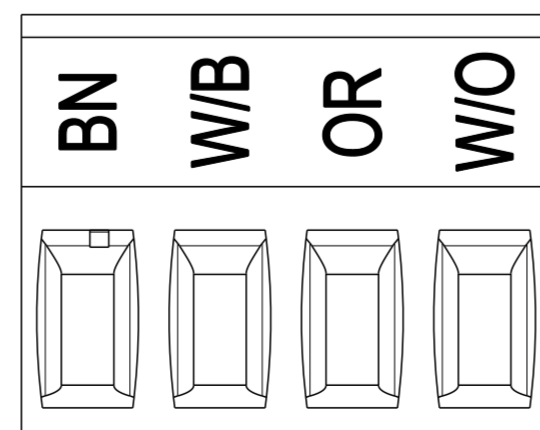


- 1. MATERIALS AND FINISH
 HOUSING : PA 6.6, UL 94-V0, COLOR GREEN
 CLAMP : BRASS, NICKEL PLATED.
 TERMINAL : BRASS, PLATING: SEE TABLE.
 CONTACT SPRING : PHOSPHOR BRONZE, TIN PLATED
 CLAMPING SCREW : M2, BRASS, NICKEL PLATED
- 2. MECHANICAL
 RECOMMENDED/ HIGHEST TIGHTENING TORQUE : 0.25/0.25 Nm
 WIRE STRIPPING LENGTH : 5 - 6 mm
- 3. ELECTRICAL
 WIRE RANGE : 30 - 14 AWG
 MAX. VOLTAGE : 300 V
 MAX CURRENT : 11 A
 CONTACT RESISTANCE : < 15 m Ohm
 INSULATION RESISTANCE : > 1000 M Ohm (500V DC)
- 4. OPERATING TEMPERATURE RANGE: -40°C TO +110°C
- 5. TOLERANCE NOT CUMULATIVE.
- 6. PRELIMINARY - NOT FOR PRODUCTION.
- 7. WITH SPECIAL CODING LOCATED IN POSITIONS 1 AND 3.
 MATES WITH 3-284512-8.
- 8. WITH SPECIAL CODING LOCATED IN POSITION 2.
 MATES WITH 3-284512-9.
- 9. SPECIAL MARKING. REFER THE DRAWING.

9	6				
		TIN	14.0	4	3-284506-1
6	8	TIN	10.5	3	3-284506-0
6	7	TIN	10.5	3	2-284506-9
6	7	0.8 MICRON GOLD	10.5	3	2-284506-8
6	6	GOLD FLASH	24.5	7	2-284506-7
6	6	0.2 MICRON GOLD	42.0	12	2-284506-6
		TIN	87.5	25	2-284506-5
		TIN	84.0	24	2-284506-4
		TIN	80.5	23	2-284506-3
		TIN	77.0	22	2-284506-2
		TIN	73.5	21	2-284506-1
		TIN	70.0	20	2-284506-0
		TIN	66.5	19	1-284506-9
		TIN	63.0	18	1-284506-8
		TIN	59.5	17	1-284506-7
		TIN	56.0	16	1-284506-6
		TIN	52.5	15	1-284506-5
		TIN	49.0	14	1-284506-4
		TIN	45.5	13	1-284506-3
		TIN	42.0	12	1-284506-2
		TIN	38.5	11	1-284506-1
		TIN	35.0	10	1-284506-0
		TIN	31.5	9	284506-9
		TIN	28.0	8	284506-8
		TIN	24.5	7	284506-7
		TIN	21.0	6	284506-6
		TIN	17.5	5	284506-5
		TIN	14.0	4	284506-4
		TIN	10.5	3	284506-3
		TIN	7.0	2	284506-2
		TERMINAL PLATING	A	NO OF POSN	PART NUMBER



P/N 284506-3 AS SHOWN



3-284056-1

THIS DRAWING IS A CONTROLLED DOCUMENT.

DIMENSIONS:	TOLERANCES UNLESS OTHERWISE SPECIFIED:	DWN	05FEB2002
mm	0 PLC ±	CHK	05FEB2002
	1 PLC ±0.3	APVD	05FEB2002
	2 PLC ±0.25	NAME	TE Connectivity
	3 PLC ±	PRODUCT SPEC	108-20166
	4 PLC ±	APPLICATION SPEC	114-20079
ANGLES	±2°	WEIGHT	-
FINISH	1	CUSTOMER DRAWING	SCALE 5:1 SHEET 1 OF 1 REV C6

STE TE Connectivity

TERMINAL BLOCK PLUG
STACKING 3.5mm PITCH

SIZE A2 CAGE CODE 00779 DRAWING NO C-284506