

Data sheet

RP034xxVBLN Typ 369

Page 1/5

P/N


313691xx

xx=number of poles

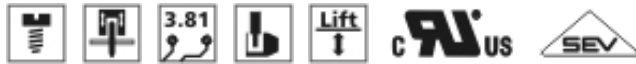
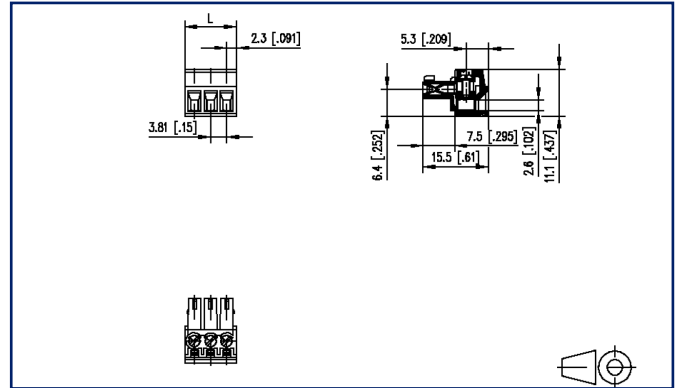
2021/09/15

Version: Q

Illustrations



Dimensional drawing



See enlarged drawings at the end of document

Product specification



- screw type terminal block, pluggable
- centerline 3.81 mm, direction of connection vertical 0°
- lift system
- color black
- wire entry codeable side perpendicular to plug direction



Technical Data

General Data			
Tightening torque SEV	0.25 Nm		
Tightening torque UL	2.2 lb-in		
min. number of poles	2		
max. number of poles	24		
Insulating material class	CTI 600		
clearance/creepage dist.	3.5 mm		
Protection category	IP20		
Min. insul. strip length	7 mm		
Rated current	8 A		
Overvoltage category	III	III	II
Pollution degree	3	2	2
Rated voltage	40 V	250 V	250 V
Rated test voltage	1.5 kV	1.5 kV	1.5 kV

Anschlussdaten	
rat.wiring solid AWGmax	0.08 mm ² - 1.5 mm ² / AWG 28 - AWG 16
rat.wiring strand.AWGmax	0.08 mm ² - 1.5 mm ² / AWG 22 - AWG 16

Approvals	
 V / A / AWG	300 / 8 / 28 - 16
approval UL - File No.	E121004
 1.5 mm ²	160 V / 2.5 kV / 9 A

Material	
insulating material	PA66
flammability class	V0
contact material	CuSn
Contact surface	Sn
terminal body thread	M2
terminal body material	CuZnPb
terminal body surface	Ni
screw thread	M2
screw material	8,8
screw surface	Zn Cr(VI)-frei/free
Glow-Wire Flammability GWFI	960 °C acc. to IEC 60695-2-12
Glow-Wire Flammability GWIT	775 °C acc. to IEC 60695-2-13

U | Contact

Data sheet RP034xxVBLN Typ 369

Page 3/5

P/N
313691xx

xx=number of poles

2021/09/15

Version: Q

Technical Data

REACH - substance (SVHC)	Lead / 7439-92-1
--------------------------	------------------

Climatic Data

upper limit temperature	105 °C
-------------------------	--------

lower limit temperature	-40 °C
-------------------------	--------

general

Tolerance	ISO 2768 -mH
-----------	--------------



U | Contact

Data sheet
RP034xxVBLN Typ 369

Page 4/5

P/N
313691xx

xx=number of poles

2021/09/15

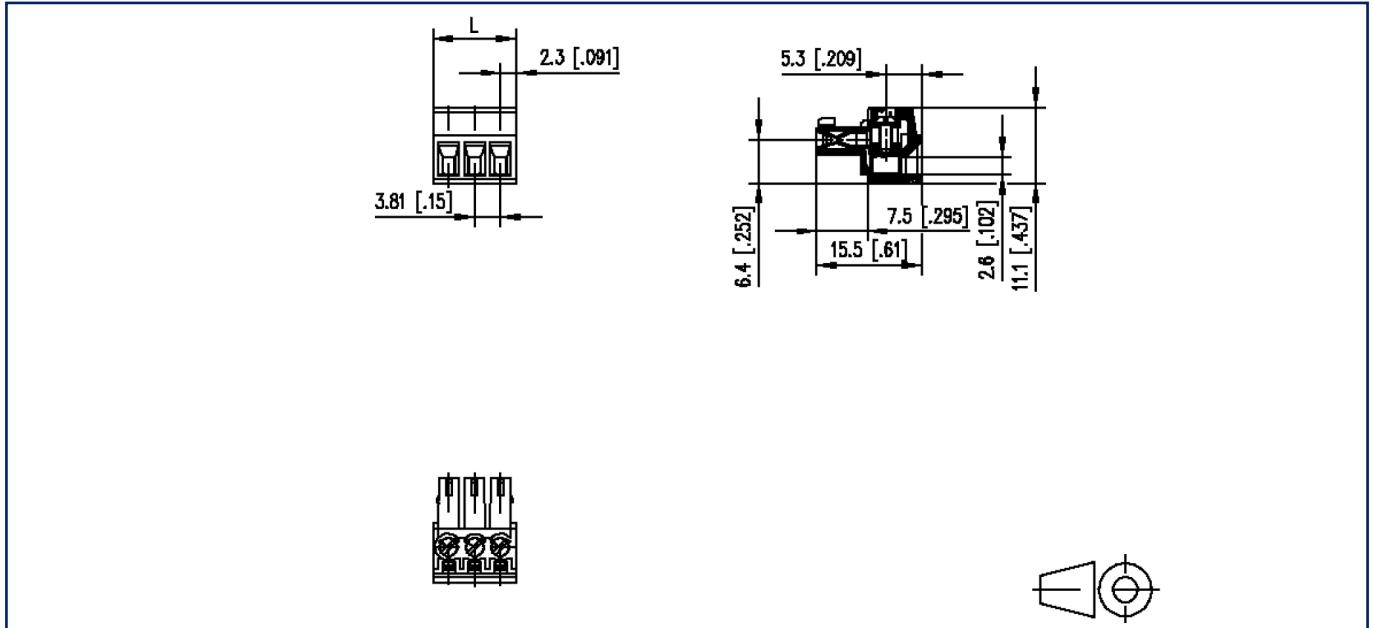
Version: Q

Counterpart

P/N	Designation
311901	PR044xxHBBN Typ 190
311911	PR044xxVBBN Typ 191
313821	PT094xxHBBN Typ 382
313831	PT094xxVBBN Typ 383

Illustrations

Dimensional drawing



$L = (\text{pole size} - 1) \times \text{centerline} + 4.6 \text{ mm} [0.181]$

© 2021 METZ CONNECT - Technische Änderungen vorbehalten! Subject to modifications! Sous réserve de modifications techniques!