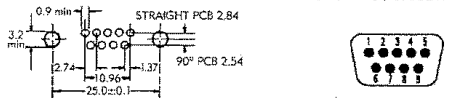


'D' SUBMINIATURE TECHNICAL SPECIFICATION

PRINTED CIRCUIT BOARD HOLE PATTERNS

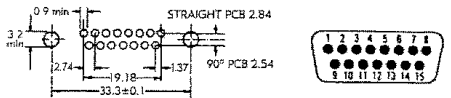
DIMENSIONAL INFORMATION

9 WAY

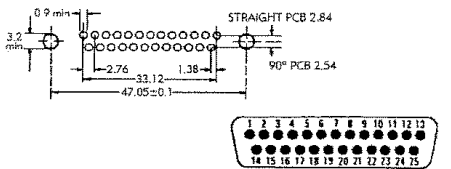


Face view of plug & rear view of socket

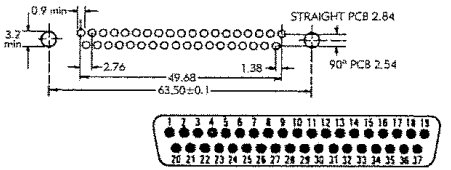
15 WAY



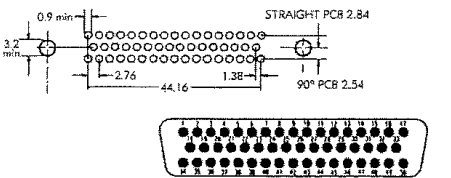
25 WAY



37 WAY



50 WAY



TERMINATION STYLES, OUTLINE DIMENSIONS AND MOUNTING DETAILS

Type Z



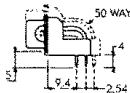
Solder bucket for conventional wiring. Maximum wire size: 20 AWG.

Type Y



Straight pins for flow soldering onto a printed circuit board.

Type R



90° right angled pins for flow soldering onto a printed circuit board.

Standard options available:

- Economy 'D' fitted with stamped, gold plated contacts.
- Standard 'D' fitted with turned copper alloy contacts, gold plated over nickel.
- Five basic shell sizes containing 9, 15, 25, 37, and 50 contacts.
- Provision for solder bucket, straight P.C.B., and 90° P.C.B. terminations.
- Intermateable with MIL-C-24308.
- Two part thermoplastic insulators, flame retardant to UL94V0.
- Standard shell finish, yellow passivation over zinc plate.
- Dimpled plug connector shells available to ensure good E.M.I. shielding.
- Tin plated shells available, usually specified in conjunction with dimpled plug shells to enhance continuity.
- Ideal for use in business machines, computers, telecommunications and general instrumentation.

General Electrical and Mechanical Specification

Current Rating:	5A per contact with 20 A.W.G. cable
Working Voltage:	500V AC or DC peak
Contact Resistance:	Initial: <5 Milliohms
Insulation Resistance:	>10 Megohm.
Temperature Range:	-55°C to 125°C
Polarisation:	By trapezoidal shell
Coupling:	By friction Supplementary locking accessories also available

Mating Cycles: 500

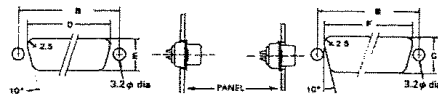
Materials and Finishes

Shell: Steel bright electro tin plated,

Insulators: Two part thermoplastic mouldings, flame retardant to UL94V0

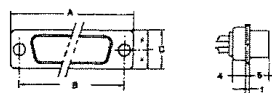
Contacts: Copper alloy, gold plated over nickel.

DIMENSIONS - PANEL CUT OUT



SHELL SIZE	A-0.2	B±0.1	C-0.2	D±0.2	E±0.2	F±0.2	G±0.2
9 WAY	30.8	25.0	12.4	22.4	13.0	20.5	11.4
15 WAY	39.2	33.3	12.4	30.5	13.0	28.8	11.4
25 WAY	53.1	47.0	12.4	44.3	13.0	42.5	11.4
37 WAY	69.5	63.5	12.4	60.7	13.0	59.1	11.4
50 WAY	67	61.1	15.4	58.3	15.8	56.3	14.1

SHELL DIMENSIONS



LORLIN Electronics Ltd

Harwood Industrial Estate Harwood Road Littlehampton West Sussex BN17 7AT England

TEL: (+44) 01903 725121 FAX: (+44) 01903 723919

Mouser Electronics

Authorized Distributor

Click to View Pricing, Inventory, Delivery & Lifecycle Information:

[Lorlin:](#)

[SDP25Z](#) [SDP37Z](#) [SDP50Z](#) [SDS9Z](#) [SDS15Z](#) [SDS25Z](#) [SDS37Z](#) [SDS50Z](#) [SDP9Z](#) [SDP15Z](#)