

### HA.16 Kontakteinsätze/Contact inserts

**Baugröße/Size 5**

Schraubanschluss, Federzug-Anschluss,  
Crimpanschluss für gedrehte HE/HA Crimpkontakte

**Kontaktzahlen  
No. of contacts**

*Screw terminal, Spring Clamp terminal,  
Crimp terminal for screw machined HE/HA crimp contacts*

**16 +** 

**250 V/16 A**

**Bezeichnung  
Description**

**Bestelltext  
Designation**

**Bestell-Nr./Order No.  
Stifteinsatz Male insert    Buchseneinsatz Female insert**

Stifteinsatz/Male insert


Buchseneinsatz/Female insert

Schraubanschluss/Screw terminal



HA.16.Sti.S.B 1-16

1-1103416-1



HA.16.Bu.S.B 1-16


1-1103417-1

Federzug-Anschluss/Spring Clamp terminal



HA.16.Sti.SC.B 1-16


7-1103416-1



HA.16.Bu.SC.B 1-16


7-1103417-1

Crimpanschluss/Crimp terminal



HA.16.Sti.C.B 1-16

2-1103416-3



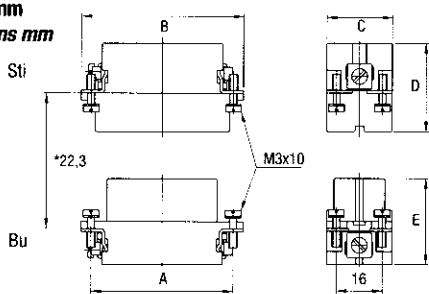
HA.16.Bu.C.B 1-16

2-1103417-3

Maße/Dimensions	A	B	C	D	E
mm	66	73	23	31	28

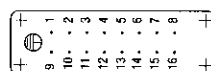
Passende Crimpkontakte siehe Seite 35, Passende Crimpwerkzeuge siehe Seite 35  
Suitable Crimp contacts see page 35, Suitable Crimping tools see page 35

**Maßbild mm  
Dimensions mm**




\*Abstand für sichere Kontaktgabe max. 24 mm

**Anschlußseite Stift  
Contact arrangement Male insert**



**Anschlußseite Buchse  
Contact arrangement Female insert**



**Montageausschnitt  
Panel cut-out**

