

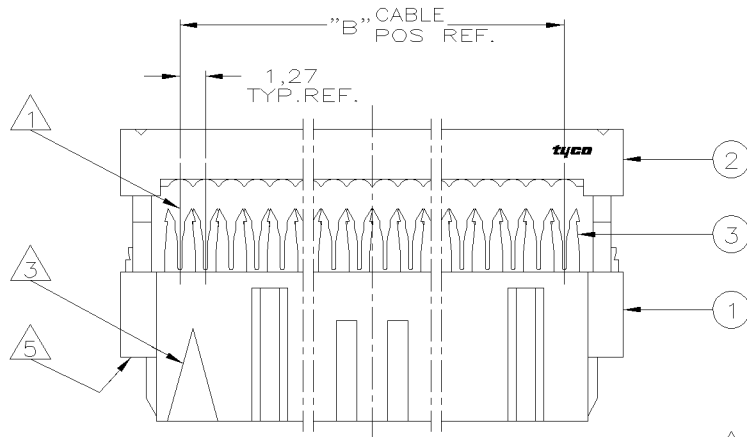
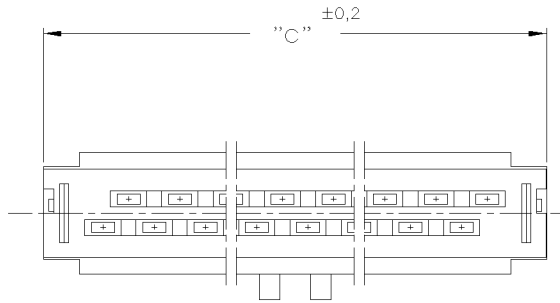
DO NOT SCALE
DIMENSIONS IN mm

METRIC

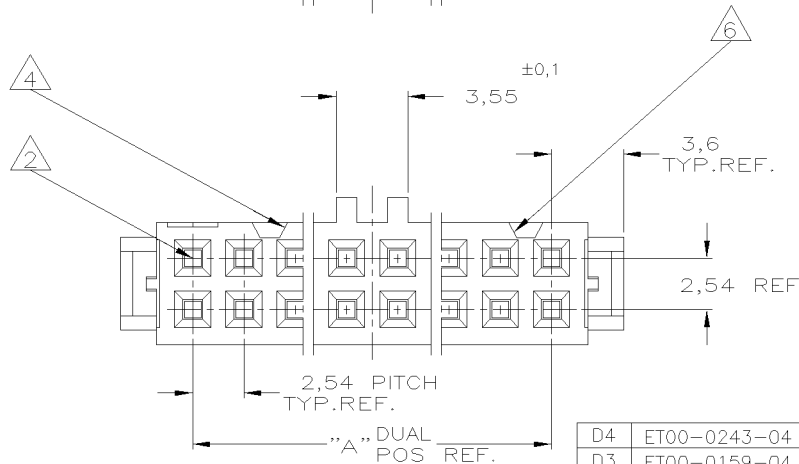
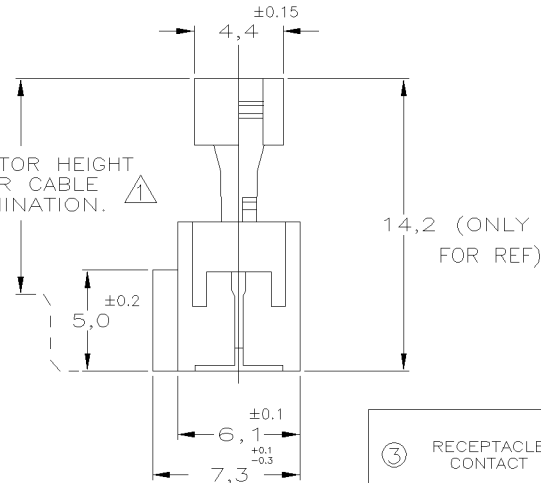


NOTES:

- 1 CONNECTOR IS DESIGNED FOR FLAT RIBBON CABLE ON 1,27 CENTERS . FOR CABLE REQUIREMENTS SEE AMP APPLICATION SPECIFICATION 114-19022.
- 2 THESE RECEPTACLE CONNECTORS MATE WITH 0,64 ^{±0,05} mm SQUARE OR ROUND POSTS ON 2,54mm GRID.
- 3 MARK INDICATING FIRST CABLE POSITION REFERRING TO CONTACT POSITION.
- 4 THERE IS NO POLARIZATION-SLOT AT THIS END IN 6, 10 AND 14 POS CONNECTORS.
- 5 THESE CONNECTORS CAN BE USED IN CONJUNCTION WITH STRAIN-RELIEF COVERS OF PARTNR: 182762.
- 6 THERE IS NO POLARIZATION-SLOT AT THIS END IN 6 POS CONNECTORS.
- 7 PRODUCT SPECIFICATION 108-19033.



CONNECTOR HEIGHT AFTER CABLE TERMINATION. 1



85,9	64	32	6-215911-4	D
80,8	60	30	6-215911-0	D
68,1	50	25	5-215911-0	D
60,5	44	22	4-215911-4	D
55,4	40	20	4-215911-0	D
47,8	34	17	3-215911-4	D
42,7	30	15	3-215911-0	D
37,6	26	13	2-215911-6	D
30,0	20	10	2-215911-0	D
24,9	16	8	1-215911-6	D
22,4	14	7	1-215911-4	D
17,3	10	5	1-215911-0	D
OBSOLETE	14,8	8	0-215911-8	C
12,2	6	3	0-215911-6	D
OBSOLETE	9,7	4	0-215911-4	C
DIM. "C"	"E" CABLE POS.	"A" DUAL POS.	PARTNUMBER	PART REV.

3 RECEPTACLE CONTACT	PHOSPHORBRONZE Cu Sn6	AT CONTACT-PLACE: 0,2µmGOLD AT WIRING END: 2,5µmTIN ENTIRE UNDERCOATING: 1,27µmNICKEL
2 COVER	THERMOPLASTIC POLYESTER UL 94 -V0	GREY RAL 7032 (ONLY FOR REF.)
1 HOUSING		
COMPONENT NAME	MATERIAL	PLATING / COLOUR

CUSTOMER DRAWING		AMP ITALIA S.p.A Corso F.LLI Cervi, 15 COLLEGNO (TORINO)	
FOR REFERENCE ONLY WILL NOT BE UPDATED		THIS DRAWING IS UNPUBLISHED RELEASED FOR PUBLICATION 4JAN,1988	
© COPYRIGHT 1988 BY AMP-HOLLAND B.V. ALL INTERNATIONAL RIGHTS RESERVED. AMP PRODUCTS MAY BE COVERED BY U.S. AND FOREIGN PATENTS AND/OR PATENTS PENDING.			
DR. W.R.VERBEET	DATE 4-2'88	WIRE RANGE - //	NAME AMP-LATCH_MIL-TYPE RECEPTACLE_CONNECTOR ASSEMBLY_(SYMMETRIC_COVER)
CHK. R.VERSTIJEN	DATE 5-2'88	INSUL.RANGE - //	
APP. L.v SOEST.	DATE 5-2'88	SIZE A3	SHEET 1 OF 1
DWG. No. C-215911		REV.LTR. D4	

D4	ET00-0243-04	A.V.	-
D3	ET00-0159-04	A.V.	13-07-04
D2	ET00-0180-03	A.V.	19-01-04
D1	ET00-0093-03	SS	23-05-03
LTR	REVISION RECORD	DR	DATE