


## Platinum SMD Flat Chip Temperature Sensor



PTS SMD flat chip temperature sensors are the perfect choice for temperature control of electronics operating under varying environmental conditions. The highly controlled platinum thin film manufacturing process guarantees an outstanding stability of temperature characteristics which ensures reliable operation even under harsh conditions.

### FEATURES

- Standardized characteristics according to IEC 60751
- Advanced thin film technology
- Short reaction times down to  $t_{0.9} \leq 2$  s (in air)
- Outstanding stability of temperature characteristic
- Supports lead (Pb)-free soldering
- Material categorization: for definitions of compliance please see [www.vishay.com/doc?99912](http://www.vishay.com/doc?99912)



**RoHS**  
COMPLIANT  
HALOGEN  
**FREE**

### APPLICATIONS

Temperature measurement and control in

- Aviation electronics
- Industrial electronics
- Medical electronics

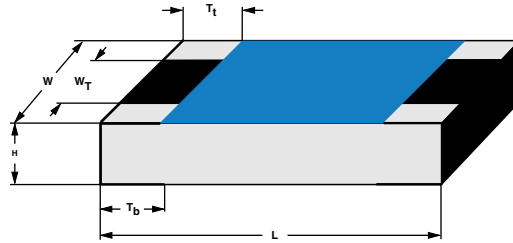
TECHNICAL SPECIFICATIONS					
DESCRIPTION		PTS 0603	PTS 0805	PTS 1206	
Resistance values $R_0$ at 0 °C		100 $\Omega$	100 $\Omega$ , 500 $\Omega$	100 $\Omega$ , 500 $\Omega$ , 1000 $\Omega$	
Temperature coefficient (0 °C to +100 °C)		+3850 ppm/K			
Tolerance classes		F0.3, F0.6			
Operating temperature range		-55 °C to +155 °C			
Long term stability $\Delta R_0/R_0$ ; $R_0$ change after 1000 h at +155 °C		< $\pm 0.04$ %			
Insulation resistance		> 10 M $\Omega$			
Measurement current $I_{meas.}$ (DC) <sup>(2)</sup>	100 $\Omega$	0.1 mA to 0.50 mA	0.1 mA to 1.0 mA	0.1 mA to 1.0 mA	
	500 $\Omega$	-	0.1 mA to 0.40 mA	0.1 mA to 0.40 mA	
	1000 $\Omega$	-	-	0.1 mA to 0.25 mA	
Self-heating <sup>(1)</sup>	Still air ( $v = 0$ m/s)	$\leq 0.9$ K/mW	$\leq 0.8$ K/mW	$\leq 0.7$ K/mW	
Thermal response time (1)	Flowing water ( $v = 0.4$ m/s)	$t_{0.5} \leq 0.1$ s	$t_{0.5} \leq 0.2$ s	$t_{0.5} \leq 0.3$ s	
		$t_{0.9} \leq 0.2$ s	$t_{0.9} \leq 0.3$ s	$t_{0.9} \leq 0.4$ s	
	Flowing air ( $v = 3.0$ m/s)	$t_{0.5} \leq 1.0$ s	$t_{0.5} \leq 1.5$ s	$t_{0.5} \leq 2.0$ s	
		$t_{0.9} \leq 2.0$ s	$t_{0.9} \leq 3.0$ s	$t_{0.9} \leq 5.0$ s	

#### Notes

<sup>(1)</sup> Valid for sensor element only, in low dissipative mode. Response time and self-heating are influenced by mounting materials as substrate, solder lands, tracks and solders used

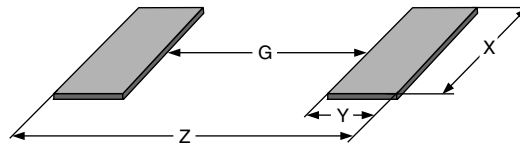
<sup>(2)</sup> Indicated measurement currents can be applied continuously with self-heating effect of less than 0.1 °C

**DIMENSIONS** in millimeters



DIMENSIONS - PTS sensor types, mass and relevant physical dimensions							
TYPE	H	L	W	W <sub>T</sub>	T <sub>t</sub>	T <sub>b</sub>	MASS (mg)
PTS 0603	0.45 + 0.1/- 0.05	1.55 +0.05 / -0.1	0.85 ± 0.1	> 75 % of W	0.3 + 0.15/- 0.2	0.3 + 0.15/- 0.2	1.9
PTS 0805	0.45 + 0.1/- 0.05	2.0 ± 0.1	1.25 ± 0.15	> 75 % of W	0.4 ± 0.2	0.4 ± 0.2	4.6
PTS 1206	0.55 ± 0.1	3.1 + 0.1/- 0.2	1.6 ± 0.15	> 75 % of W	0.5 ± 0.25	0.5 ± 0.25	9.2

**SOLDER PAD DIMENSIONS** in millimeters



RECOMMENDED SOLDERPAD DIMENSIONS								
TYPE	WAVE SOLDERING				REFLOW SOLDERING			
	G	Y	X	Z	G	Y	X	Z
PTS 0603	0.55	1.1	1.1	2.75	0.65	0.7	0.95	2.05
PTS 0805	0.8	1.25	1.50	3.2	0.9	0.9	1.4	2.7
PTS 1206	1.4	1.5	1.9	4.4	1.5	1.15	1.75	3.8

**DESCRIPTION**

A homogeneous film of platinum is deposited on a high grade (Al<sub>2</sub>O<sub>3</sub>) ceramic substrate and conditioned to achieve the correct temperature coefficient and stability. The sensor-elements are covered by a protective coating designed for electrical, mechanical and climatic protection. The terminations receive a final pure matte tin on nickel plating, the immunity against tin whisker growth has been proven under extensive testing.

**QUALITY**

The result of the determined production is verified by an extensive testing procedure performed on 100 % of the individual sensors. Only accepted products are laid directly into the paper tape in accordance with **IEC 60286-3**.

**STORAGE**

Solderability is specified for 2 years after production or re-qualification. The permitted storage time is 2 years.

**ASSEMBLY**

The Pt-sensors are suitable for processing on automatic SMD assembly systems. They are suitable for automatic soldering using wave, reflow or vapour phase. The encapsulation is resistant to all cleaning solvents commonly used in the electronics industry, including

alcohols, esters and aqueous solutions. The suitability of conformal coatings, if applied, shall be qualified by appropriate means to ensure the long-term stability of the whole system. The use of potting resins in close contact with the coating or terminations is not allowed. For frequent high temperature usage, thermal compatible substrates and solder alloys should be used, to minimize any thermal mismatch with the component.

All products comply with the CEFC-EECA-EICTA list of legal restrictions on hazardous substances.

This includes full compatibility with the following directives:

- 2000/53/EC End of Vehicle life Directive (ELV)
- 2000/53/EC Annex II to End of Vehicle Life Directive (ELV II)
- 2011/65/EU Restriction of the use of Hazardous Substances Directive (RoHS)
- 2002/96/EC Waste Electrical and Electronic Equipment Directive (WEEE)

**APPROVALS**

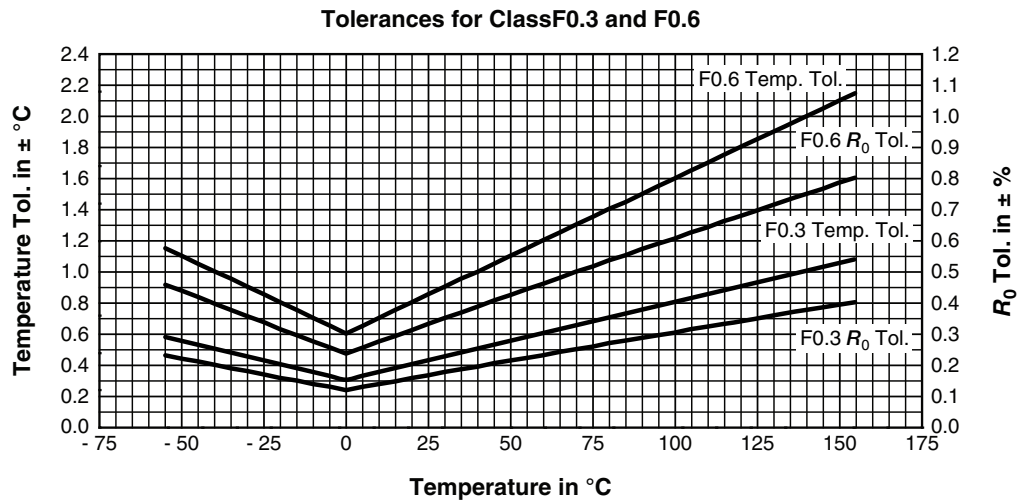
The Pt-sensors are tested in accordance with

- IEC 60751
- IEC 60068 series





<b>NOMINAL RESISTANCE VALUE</b>						
<b>TEMPERATURE</b>	<b>R/R<sub>0</sub></b>	<b>NOMINAL RESISTANCE VALUES</b>			<b>CLASS F0.3</b>	<b>CLASS F0.6</b>
		<b>R<sub>0</sub></b> <b>100 Ω</b>	<b>R<sub>0</sub></b> <b>500 Ω</b>	<b>R<sub>0</sub></b> <b>1000 Ω</b>	<b>T<sub>Tot.</sub></b>	<b>T<sub>Tot.</sub></b>
<b>(°C)</b>		<b>(Ω)</b>	<b>(Ω)</b>	<b>(Ω)</b>	<b>(°C)</b>	<b>(°C)</b>
-55	0.78319	78.32	391.59	783.19	± 0.58	± 1.15
-50	0.80306	80.31	401.53	803.06	± 0.55	± 1.10
-45	0.82290	82.29	411.45	822.90	± 0.53	± 1.05
-40	0.84271	84.27	421.35	842.71	± 0.50	± 1.00
-35	0.86248	86.25	431.24	862.48	± 0.48	± 0.95
-30	0.88222	88.22	441.11	882.22	± 0.45	± 0.90
-25	0.90192	90.19	450.96	901.92	± 0.43	± 0.85
-20	0.92160	92.16	460.80	921.60	± 0.40	± 0.80
-15	0.94124	94.12	470.62	941.24	± 0.38	± 0.75
-10	0.96086	96.09	480.43	960.86	± 0.35	± 0.70
-5	0.98044	98.04	490.22	980.44	± 0.33	± 0.65
<b>0</b>	<b>1.00000</b>	<b>100.00</b>	<b>500.00</b>	<b>1000.00</b>	<b>± 0.30</b>	<b>± 0.60</b>
5	1.01953	101.95	509.76	1019.53	± 0.33	± 0.65
10	1.03903	103.90	519.51	1039.03	± 0.35	± 0.70
15	1.05849	105.85	529.25	1058.49	± 0.38	± 0.75
20	1.07794	107.79	538.97	1077.94	± 0.40	± 0.80
25	1.09735	109.73	548.67	1097.35	± 0.43	± 0.85
30	1.11673	111.67	558.36	1116.73	± 0.45	± 0.90
35	1.13608	113.61	568.04	1136.08	± 0.48	± 0.95
40	1.15541	115.54	577.70	1155.41	± 0.50	± 1.00
45	1.17470	117.47	587.35	1174.70	± 0.53	± 1.05
50	1.19397	119.40	596.99	1193.97	± 0.55	± 1.10
55	1.21321	121.32	606.60	1213.21	± 0.58	± 1.15
60	1.23242	123.24	616.21	1232.42	± 0.60	± 1.20
65	1.25160	125.16	625.80	1251.60	± 0.63	± 1.25
70	1.27075	127.08	635.38	1270.75	± 0.65	± 1.30
75	1.28987	128.99	644.94	1289.87	± 0.68	± 1.35
80	1.30897	130.90	654.48	1308.97	± 0.70	± 1.40
85	1.32803	132.80	664.02	1328.03	± 0.73	± 1.45
90	1.34707	134.71	673.53	1347.07	± 0.75	± 1.50
95	1.36608	136.61	683.04	1366.08	± 0.78	± 1.55
100	1.38506	138.51	692.53	1385.06	± 0.80	± 1.60
105	1.40400	140.40	702.00	1404.00	± 0.83	± 1.65
110	1.42293	142.29	711.46	1422.93	± 0.85	± 1.70
115	1.44182	144.18	720.91	1441.82	± 0.88	± 1.75
120	1.46068	146.07	730.34	1460.68	± 0.90	± 1.80
125	1.47951	147.95	739.76	1479.51	± 0.93	± 1.85
130	1.49832	149.83	749.16	1498.32	± 0.95	± 1.90
135	1.51710	151.71	758.55	1517.10	± 0.98	± 1.95
140	1.53584	153.58	767.92	1535.84	± 1.00	± 2.00
145	1.55456	155.46	777.28	1554.56	± 1.03	± 2.05
150	1.57325	157.33	786.63	1573.25	± 1.05	± 2.10
155	1.59191	159.19	795.96	1591.91	± 1.08	± 2.15





## **Disclaimer**

ALL PRODUCT, PRODUCT SPECIFICATIONS AND DATA ARE SUBJECT TO CHANGE WITHOUT NOTICE TO IMPROVE RELIABILITY, FUNCTION OR DESIGN OR OTHERWISE.

Vishay Intertechnology, Inc., its affiliates, agents, and employees, and all persons acting on its or their behalf (collectively, "Vishay"), disclaim any and all liability for any errors, inaccuracies or incompleteness contained in any datasheet or in any other disclosure relating to any product.

Vishay makes no warranty, representation or guarantee regarding the suitability of the products for any particular purpose or the continuing production of any product. To the maximum extent permitted by applicable law, Vishay disclaims (i) any and all liability arising out of the application or use of any product, (ii) any and all liability, including without limitation special, consequential or incidental damages, and (iii) any and all implied warranties, including warranties of fitness for particular purpose, non-infringement and merchantability.

Statements regarding the suitability of products for certain types of applications are based on Vishay's knowledge of typical requirements that are often placed on Vishay products in generic applications. Such statements are not binding statements about the suitability of products for a particular application. It is the customer's responsibility to validate that a particular product with the properties described in the product specification is suitable for use in a particular application. Parameters provided in datasheets and / or specifications may vary in different applications and performance may vary over time. All operating parameters, including typical parameters, must be validated for each customer application by the customer's technical experts. Product specifications do not expand or otherwise modify Vishay's terms and conditions of purchase, including but not limited to the warranty expressed therein.

Except as expressly indicated in writing, Vishay products are not designed for use in medical, life-saving, or life-sustaining applications or for any other application in which the failure of the Vishay product could result in personal injury or death. Customers using or selling Vishay products not expressly indicated for use in such applications do so at their own risk. Please contact authorized Vishay personnel to obtain written terms and conditions regarding products designed for such applications.

No license, express or implied, by estoppel or otherwise, to any intellectual property rights is granted by this document or by any conduct of Vishay. Product names and markings noted herein may be trademarks of their respective owners.