
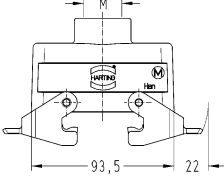
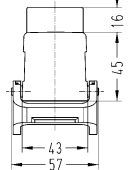

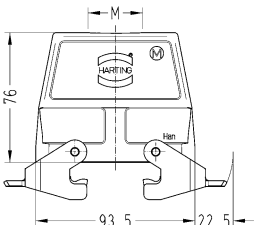
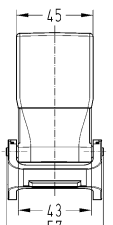

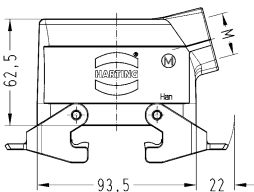
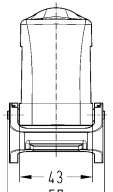


HARTING standard hoods and housings for industrial connectors  
 Double locking lever (revers)

Identification	Cable entry	Part number		Drawing (dimensions in mm)	
		Low construction	High construction		
Han® B , Hoods, Top entry, Han-Easy Lock® 	1x M25 1x M32 1x M40	19 30 016 1431 19 30 016 1432	19 30 016 0437 19 30 016 0438	 	
Han® B , Hoods, Flat cable entry, Top entry, Han-Easy Lock® 			09 30 016 4431	 	
Han® B , Hoods, Side entry, Han-Easy Lock® 	1x M25 1x M32 1x M40	19 30 016 1531	19 30 016 0537 19 30 016 0538	 	

Housings