



15W Single Output Medical Grade Switching Power Supply **NFM-15** series



■ Features :

- Universal AC input / Full range
- Protections: Short circuit / Over load / Over voltage / Over temperature
- Ultra-miniature size, light weight
- Cooling by free air convection
- Isolation class II
- Medical safety approved (2 x MOPP between primary to secondary)
- No load power consumption < 0.5W
- 100% full load burn-in test
- Fixed switching frequency at 67KHz
- High reliability
- Suitable for BF application with appropriate system consideration
- 3 years warranty

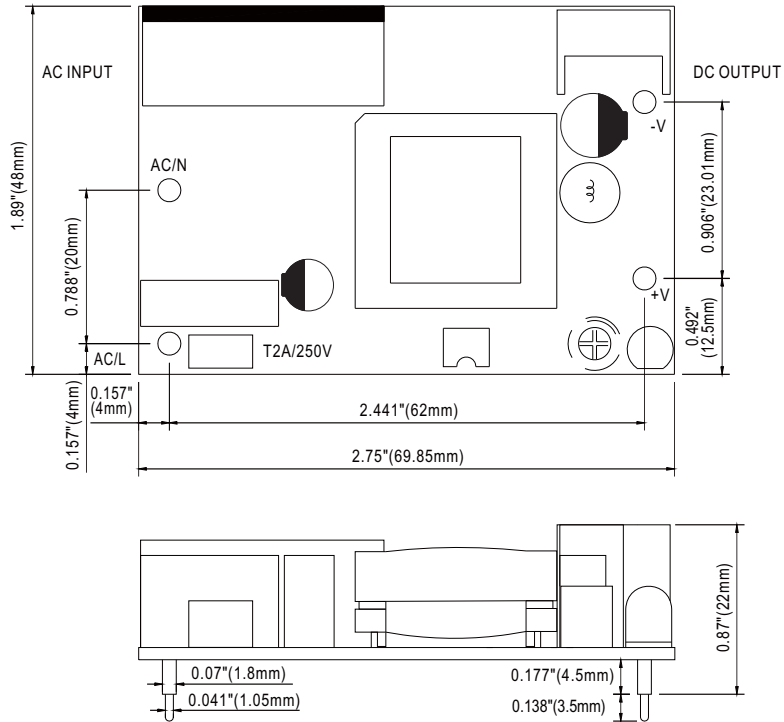


SPECIFICATION

MODEL	NFM-15-3.3	NFM-15-5	NFM-15-12	NFM-15-15	NFM-15-24	
OUTPUT	DC VOLTAGE	3.3V	5V	12V	15V	24V
	RATED CURRENT	3.5A	3A	1.25A	1A	0.63A
	CURRENT RANGE	0 ~ 3.5A	0 ~ 3A	0 ~ 1.25A	0 ~ 1A	0 ~ 0.63A
	RATED POWER	11.55W	15W	15W	15W	15.12W
	RIPPLE & NOISE (max.) Note.2	80mVp-p	80mVp-p	150mVp-p	150mVp-p	240mVp-p
	VOLTAGE ADJ. RANGE	3 ~ 3.63V	4.5 ~ 5.5V	10.8 ~ 13.2V	13.5 ~ 16.5V	21.6 ~ 26.4V
	VOLTAGE TOLERANCE Note.3	±2.0%	±2.0%	±1.0%	±1.0%	±1.0%
	LINE REGULATION	±1.0%	±1.0%	±0.5%	±0.5%	±0.5%
	LOAD REGULATION	±1.0%	±1.0%	±0.5%	±0.5%	±0.5%
	SETUP, RISE TIME	1000ms, 20ms/230VAC 1000ms, 20ms/115VAC at full load				
HOLD UP TIME (Typ.)	100ms/230VAC 24ms/115VAC at full load					
INPUT	VOLTAGE RANGE	85 ~ 264VAC 120 ~ 370VDC				
	FREQUENCY RANGE	47 ~ 440Hz				
	EFFICIENCY (Typ.)	73%	76%	78%	79%	81%
	AC CURRENT (Typ.)	0.35A/115VAC 0.2A/230VAC				
	INRUSH CURRENT (Typ.)	COLD START 30A/115VAC 50A/230VAC				
	LEAKAGE CURRENT Note.6	Touch current < 80µA/264VAC				
PROTECTION	OVERLOAD	Above 105% rated output power Protection type : Hiccup mode, recovers automatically after fault condition is removed				
	OVER VOLTAGE	3.8 ~ 4.95V	5.75 ~ 6.75V	13.8 ~ 16.2V	17.25 ~ 20.25V	27.6 ~ 32.4V
	OVER TEMPERATURE Note.5	Tj 140°C typically (U1) detect on main control IC Protection type : Shut down o/p voltage, recovers automatically after temperature goes down				
ENVIRONMENT	WORKING TEMP.	-20 ~ +70°C (Refer to "Derating Curve")				
	WORKING HUMIDITY	20 ~ 90% RH non-condensing				
	STORAGE TEMP., HUMIDITY	-40 ~ +85°C, 10 ~ 95% RH				
	TEMP. COEFFICIENT	±0.03%/°C (0 ~ 50°C)				
	VIBRATION	10 ~ 500Hz, 2G 10min./1cycle, period for 60min. each along X, Y, Z axes				
SAFETY & EMC (Note 4)	SAFETY STANDARDS	ANSI/AAMI ES60601-1, TUV EN60601-1, IEC60601-1, UL60950-1, EAC TP TC 004 approved				
	ISOLATION LEVEL	Primary-Secondary: 2xMOPP				
	WITHSTAND VOLTAGE	I/P-O/P:4KVAC				
	ISOLATION RESISTANCE	I/P-O/P:100M Ohms / 500VDC / 25°C / 70% RH				
	EMC EMISSION	Compliance to EN55011(CISPR11), EN55032 (CISPR32) Class B, EN61000-3-2,-3, EAC TP TC 020				
	EMC IMMUNITY	Compliance to EN61000-4-2,3,4,5,6,8,11, EN55024, EN60601-1-2, EN61204-3, medical level, criteria A, EAC TP TC 020				
OTHERS	MTBF	499.7Khrs min. MIL-HDBK-217F (25°C)				
	DIMENSION	70*48*22mm (L*W*H)				
	PACKING	0.065Kg; 120pcs/8.8Kg/0.97CUFT				
NOTE	<ol style="list-style-type: none"> 1. All parameters NOT specially mentioned are measured at 230VAC input, rated load and 25°C of ambient temperature. 2. Ripple & noise are measured at 20MHz of bandwidth by using a 12" twisted pair-wire terminated with a 0.1µf & 47µf parallel capacitor. 3. Tolerance : includes set up tolerance, line regulation and load regulation. 4. The power supply is considered a component which will be installed into a final equipment. The final equipment must be re-confirmed that it still meets EMC directives. 5. The over temperature protection (OTP) is the built-in function of the control IC (U1). The activating level described above is based on the specification provided by the IC manufacturer. 6. Touch current was measured from primary input to DC output. 7. The ambient temperature derating of 3.5°C/1000m with fanless models and of 5°C/1000m with fan models for operating altitude higher than 2000m(6500ft). 					

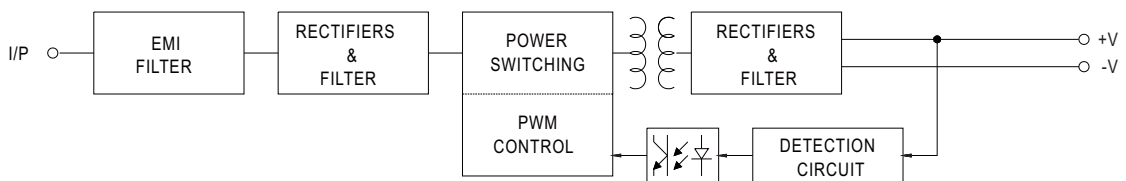
■ Mechanical Specification

Unit:inch(mm)

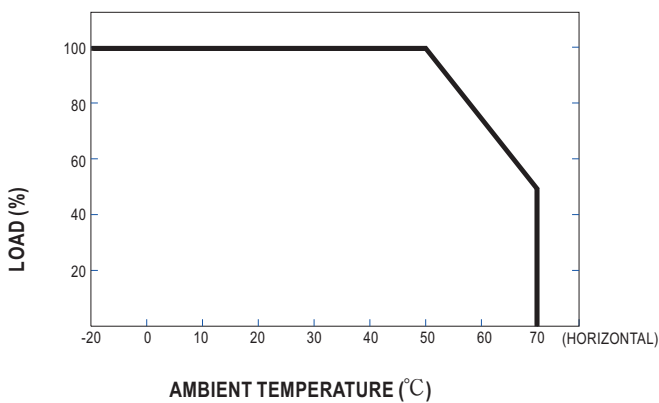


■ Block Diagram

fosc : 67KHz



■ Derating Curve



■ Output Derating VS Input Voltage

