


SMT MICRO HEADER & SOCKET

(0.80 mm) .0315" PITCH • FTE/CLE SERIES



FTE
Mates:
CLE

CLE
Mates:
FTE, AW

SPECIFICATIONS

Insulator Material:
Black Liquid Crystal Polymer
Terminal Material:
Phosphor Bronze
Contact Material:
BeCu
Plating:
Au over 50 μ" (1.27 μm) Ni
Current Rating (FTE/CLE):
2.7 A per pin
(2 pins powered)
Operating Temp Range:
-55 °C to +125 °C
Insertion Depth (CLE):
Top Entry =
(1.73 mm) .068" to (3.18 mm) .125"
with (0.38 mm) .015"
wipe, or pass-through
Bottom Entry =
(3.23 mm) .127" minimum plus
board thickness
Max Cycles (CLE):
100 with 10 μ" (0.25 μm) Au

PROCESSING

Lead-Free Solderable:
Yes
SMT Lead Coplanarity (FTE):
-DV: (0.10 mm) .004" max
-DH: (0.10 mm) .004" max (05-25)
(0.15 mm) .006" max (26-50)*
*(.004" stencil solution
may be available; contact
ipg@samtec.com)
SMT Lead Coplanarity (CLE):
(0.10 mm) .004" max (04-65)
(0.15 mm) .006" max (66-90)*
*(.004" stencil solution
may be available; contact
ipg@samtec.com)



1
NO. PINS
PER ROW
05
thru
90

Specify LEAD STYLE from chart

-G
= 10 μ"
(0.25 μm)
Gold on
post,
Gold flash
on balance

-DV
= Dual
Vertical
-DH
= Dual
Horizontal
(50 positions
maximum)

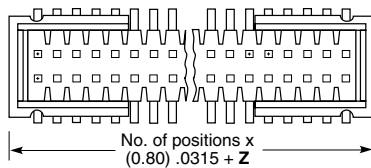
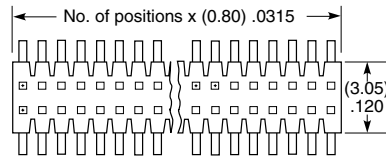
Style -01 -DV only
(11 pins/row
minimum)
-ES
= End Shroud
-EC
= End Shroud with
Locking Clips
(Manual placement
required)
-EP
= End Shroud with
Guide Posts

-A
= Alignment
Pin
(5 positions
minimum)
Metal or
plastic at
Samtec
discretion
(-DV only)
-K
= (2.50 mm)
.098" DIA
Polyimide
Film Pick &
Place Pad
(-DH only)

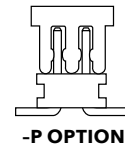
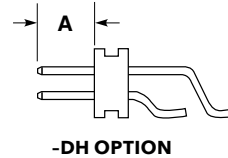
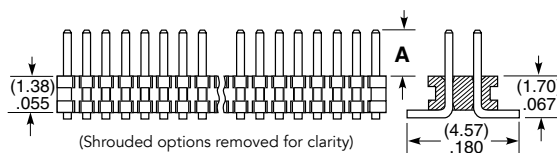
-P
= Plastic Pick
& Place Pad
(8 positions
minimum)
-DV only

-TR
= Tape & Reel

-FR
= Full Reel
Tape & Reel
(must order
max. quantity
per reel;
contact
Samtec for
quantity
breaks)



OPTION	Z	LEAD STYLE	A
-ES	(1.57) .062	-01	(1.90) .075
-EC	(4.11) .162	-02	(4.45) .175
-EP	(5.51) .217	-03	(3.05) .120



04 thru **90**

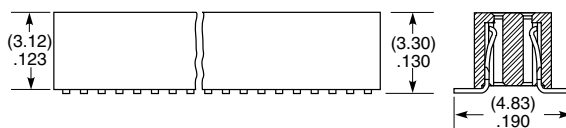
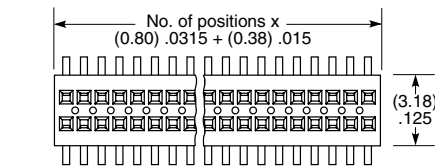
-G
= 10 μ"
(0.25 μm)
Gold

-A
= Alignment Pin
(4 positions minimum)
Metal or plastic at
Samtec discretion.
-K
= (3.50 mm) .138" DIA
Polyimide film
Pick & Place Pad
(8 positions minimum)

-P
= Metal Pick & Place Pad
(8 positions minimum)

-TR
= Tape & Reel

-FR
= Full Reel Tape & Reel
(must order max. quantity
per reel; contact Samtec
for quantity breaks)



Note:
Some lengths, styles and
options are non-standard,
non-returnable.

Mouser Electronics

Authorized Distributor

Click to View Pricing, Inventory, Delivery & Lifecycle Information:

Samtec:

[CLE-110-01-G-DV](#) [CLE-107-01-G-DV-A](#) [CLE-109-01-G-DV](#) [CLE-107-01-G-DV](#) [CLE-115-01-G-DV](#) [CLE-130-01-G-DV-A-K](#) [CLE-105-01-G-DV](#) [CLE-117-01-G-DV-A-K](#) [CLE-108-01-G-DV-P-TR](#) [CLE-112-01-G-DV](#) [CLE-105-01-G-DV-A-TR](#) [CLE-125-01-G-DV-P](#) [CLE-115-01-G-DV-A](#) [CLE-150-01-G-DV](#) [CLE-155-01-G-DV](#) [CLE-106-01-G-DV-A](#) [CLE-140-01-G-DV-A-P](#) [CLE-170-01-G-DV](#) [CLE-114-01-G-DV-A](#) [CLE-133-01-G-DV-P](#) [CLE-160-01-G-DV-A](#) [CLE-110-01-G-DV-A](#) [CLE-125-01-G-DV-A](#) [CLE-120-01-G-DV](#) [CLE-110-01-G-DV-A-P](#) [CLE-116-01-G-DV-A](#) [CLE-110-01-G-DV-A-P-TR](#) [CLE-135-01-G-DV-A](#) [CLE-125-01-G-DV-K](#) [CLE-108-01-G-DV-A](#) [CLE-121-01-G-DV-A](#) [CLE-113-01-G-DV](#) [CLE-111-01-G-DV-A](#) [CLE-117-01-G-DV](#) [CLE-108-01-G-DV-P](#) [CLE-105-01-G-DV-A](#) [CLE-112-01-G-DV-K](#) [CLE-150-01-G-DV-A](#) [CLE-124-01-G-DV-A](#) [CLE-139-01-G-DV-A](#) [CLE-107-01-G-DV-TR](#) [CLE-106-01-G-DV](#) [CLE-140-01-G-DV-A](#) [CLE-112-01-G-DV-A](#) [CLE-108-01-G-DV](#) [CLE-130-01-G-DV](#) [CLE-114-01-G-DV](#) [CLE-120-01-G-DV-A](#) [CLE-122-01-G-DV](#) [CLE-109-01-G-DV-A](#) [CLE-128-01-G-DV-A](#) [CLE-135-01-G-DV](#) [CLE-136-01-G-DV](#) [CLE-130-01-G-DV-P](#) [CLE-132-01-G-DV](#) [CLE-140-01-G-DV](#) [CLE-139-01-G-DV](#) [CLE-145-01-G-DV](#) [CLE-104-01-G-DV-TR](#) [CLE-111-01-G-DV-P](#) [CLE-120-01-G-DV-K](#) [CLE-105-01-G-DV-TR](#) [CLE-125-01-G-DV](#) [CLE-150-01-G-DV-A-K](#) [CLE-116-01-G-DV](#) [CLE-115-01-G-DV-A-K](#) [CLE-110-01-G-DV-P](#) [CLE-108-01-G-DV-K](#) [CLE-109-01-G-DV-K](#) [CLE-111-01-G-DV](#) [CLE-150-01-G-DV-P](#) [CLE-120-01-G-DV-A-K](#) [CLE-120-01-G-DV-P](#) [CLE-133-01-G-DV-A](#) [CLE-118-01-G-DV](#) [CLE-110-01-G-DV-A-K](#) [CLE-130-01-G-DV-A-P](#) [CLE-104-01-G-DV](#) [CLE-111-01-G-DV-A-P](#) [CLE-130-01-G-DV-A](#) [CLE-145-01-G-DV-P](#) [CLE-115-01-G-DV-TR](#) [CLE-114-01-G-DV-TR](#) [CLE-108-01-G-DV-TR](#) [CLE-106-01-G-DV-A-TR](#) [CLE-111-01-G-DV-P-TR](#) [CLE-110-01-G-DV-K-TR](#) [CLE-110-01-G-DV-P-TR](#) [CLE-141-01-G-DV](#) [CLE-168-01-G-DV-A-K-TR](#) [CLE-178-01-G-DV](#) [CLE-190-01-G-DV-A-P-TR](#) [CLE-134-01-G-DV-K](#) [CLE-162-01-G-DV-P-TR](#) [CLE-108-01-F-DV](#) [CLE-111-01-G-DV-K](#) [CLE-112-01-G-DV-A-P-TR](#) [CLE-114-01-G-DV-A-K](#) [CLE-116-01-G-DV-TR](#) [CLE-117-01-G-DV-A](#)