

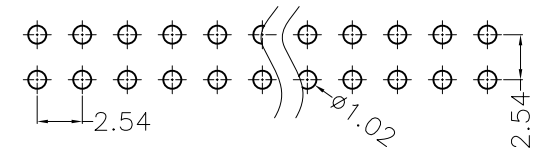
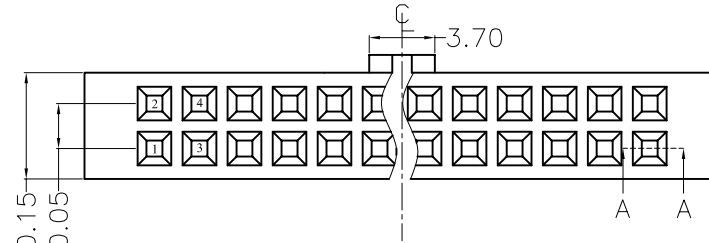
|      |          |       |
|------|----------|-------|
| REV. | ECN. NO. | APPD. |
| A    |          |       |

**NOTES:**

Current Rating: 3.0AMP  
 Withstand Voltage: 500V AC/DC  
 Contact Resistance: 20mΩ Max  
 Insulation Resistance: 1000MΩMin  
 Operation Temperature: -40°C to +105°C

Contact Material: Phosphor Bronze or Brass  
 Contact plating: Au or Sn over Ni  
 Insulator Material: PBT or PA6T+30%G.F UL94V-0  
 Contact plated: Gold Flash  
 Color: Black

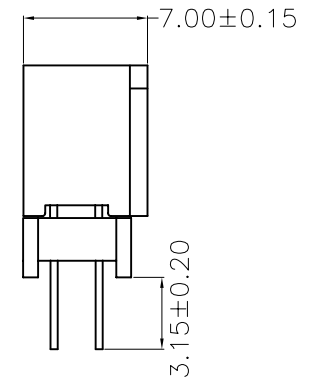
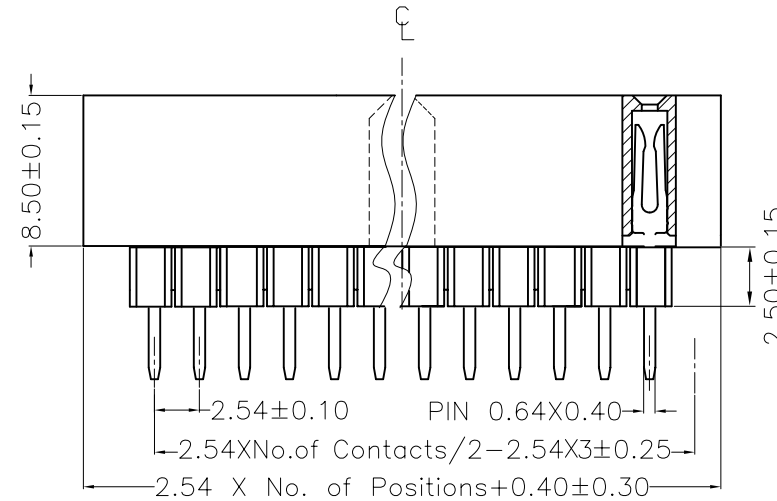
Recommended P.C.B Layout(TOP Side)  
 (PCB BOARD TOLERANCE±0.05)



**Ordering Information**

**MTF185D1-2XXSY3-S01**

No. of Pins per ROW: 02-40PIN



SECTION: A-A

|                         |             |          |                        |  |          |       |      |     |     |   |
|-------------------------|-------------|----------|------------------------|--|----------|-------|------|-----|-----|---|
| X. ±0.30                | X.° ±5°     | UNITS mm | NAME(INTENDED USE)     | MINTRON CO.,LTD.   |          |       |      |     |     |   |
| .X ±0.20                | .X° ±2°     | MAT'L    | PART NO.(INTENDED USE) |  |          |       |      |     |     |   |
| .XX ±0.10               | .XX° ±1°    | FINISH   | APPD: SUNNY            | TITLE: MTF185D1-2XXSY3-S01   |          |       |      |     |     |   |
| .XXX ±0.05              | .XXX° ±0.5° |          | Q'TY                   | CHKD: LISA   | DWG NO.: |       |      |     |     |   |
| FEMALE HEADER CONNECTOR |             |          | DR: ZOE 2006-11-28     | <table border="1"> <tr> <td>SCALE</td> <td>SHEET</td> <td>REV.</td> </tr> <tr> <td>1/1</td> <td>1/1</td> <td>A</td> </tr> </table> | SCALE    | SHEET | REV. | 1/1 | 1/1 | A |
| SCALE                   | SHEET       | REV.     |                        |  |          |       |      |     |     |   |
| 1/1                     | 1/1         | A        |                        |  |          |       |      |     |     |   |