

THIS DRAWING IS UNPUBLISHED. RELEASED FOR PUBLICATION 05MAR, 2007.

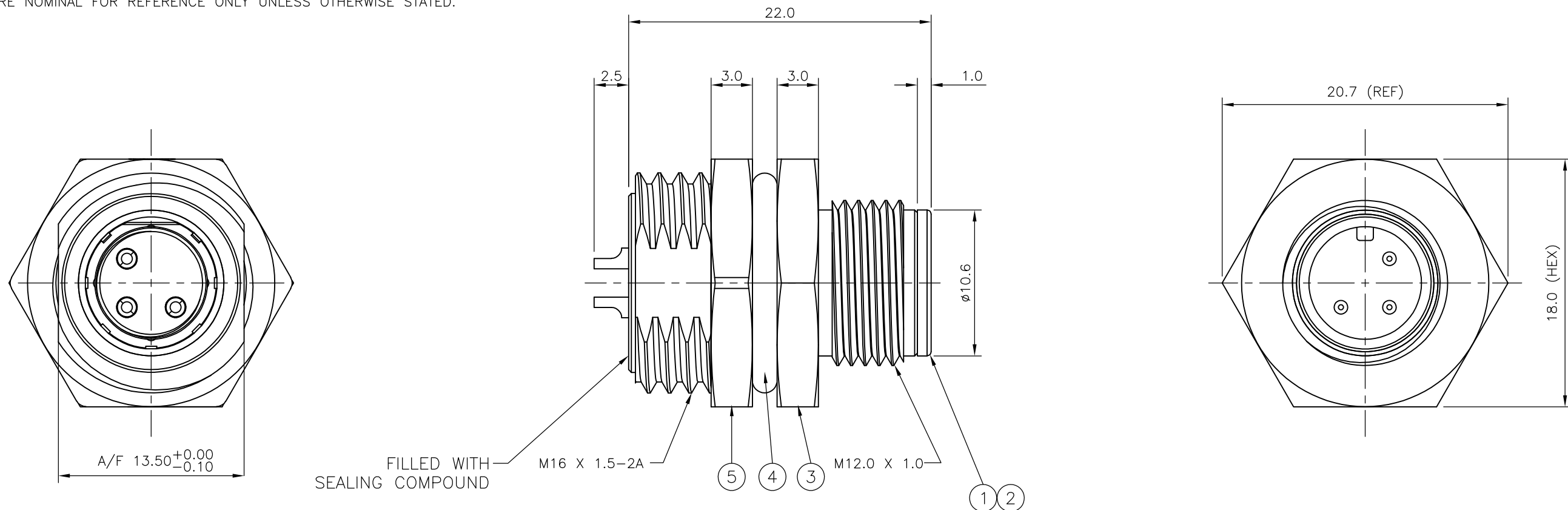
© COPYRIGHT 2007 BY TYCO ELECTRONICS CORPORATION. ALL RIGHTS RESERVED.

LOC	DIST	REVISIONS					
E	B	P	LTR	DESCRIPTION	DATE	DWN	APVD
		C		ECR-07-015780	08/07/07	AM	FWK

NOTES:

- ELECTRICAL DATA: CONTACT RESISTANCE: 10 mOhm MAX  
INSULATION RESISTANCE: 100 MOhm MIN at 500VDC  
CURRENT RATING: 5 AMPS (FOR 3, 4 AND 5 POSITIONS) AND 2 AMPS (FOR 8 POSITION ONLY)  
BREAKDOWN VOLTAGE: 500 VAC MIN PER MINUTE
- ENVIRONMENTAL: OPERATING TEMPERATURE: -25°C TO +90°C  
SEALING REQUIREMENTS: IP67
- PROD SPEC: 108-3641
- PACKAGING: 107-3334
- FOR TECHNICAL DATA REFER TO YOUR LOCAL TYCO ELECTRONICS SALES OFFICE.
- ALL DIMENSIONS ARE NOMINAL FOR REFERENCE ONLY UNLESS OTHERWISE STATED.

ITEM	DESCRIPTION	MATERIAL	FINISH/COLOUR	QUANTITY / ITEM			
				-1	-2	-3	-4
1	CONNECTOR HOUSING	GF NYLON	BLACK	1	1	1	1
2	PIN CONTACT	BRASS	0.15µm GOLD OVER NICKEL	3	4	5	8
3	CONNECTOR BODY	ZINC DIE CAST	2.5µm NICKEL PLATED	1	1	1	1
4	'O' RING	EPDM	BLACK	1	1	1	1
5	SCREW NUT	ZINC DIE CAST	2.5µm NICKEL PLATED	1	1	1	1



DESCRIPTION	NO. OF POS	PART NUMBER
M12 METAL MALE PANEL MOUNT CONNECTOR, SOLDER, STRAIGHT, REAR (HEXAGONAL) MOUNTING	8	1838893-4
M12 METAL MALE PANEL MOUNT CONNECTOR, SOLDER, STRAIGHT, REAR (HEXAGONAL) MOUNTING	5	1838893-3
M12 METAL MALE PANEL MOUNT CONNECTOR, SOLDER, STRAIGHT, REAR (HEXAGONAL) MOUNTING	4	1838893-2
M12 METAL MALE PANEL MOUNT CONNECTOR, SOLDER, STRAIGHT, REAR (HEXAGONAL) MOUNTING	3	1838893-1

THIS DRAWING IS A CONTROLLED DOCUMENT.		DWN A.Morey 05MAR07	Tyco Electronics Corporation Bideford, UK, EX39 4HE	
DIMENSIONS: mm		CHK F.Wheeler-King 08MAR07		
TOLERANCES UNLESS OTHERWISE SPECIFIED:		APVD F.Wheeler-King 08MAR07	NAME M12 METAL MALE PANEL MOUNT CONNECTOR, SOLDER, STRAIGHT, REAR (HEXAGONAL) MOUNTING	
0 PLC ± - 1 PLC ± - 2 PLC ± - 3 PLC ± - 4 PLC ± - ANGLES ± -		PRODUCT SPEC -	SIZE A3	
MATERIAL		APPLICATION SPEC -	CAGE CODE 00779	DRAWING NO C-1838893
FINISH		WEIGHT -	RESTRICTED TO -	
CUSTOMER DRAWING			SCALE NTS	SHEET 1 OF 2
			REV C	

THIS DRAWING IS UNPUBLISHED. RELEASED FOR PUBLICATION 05MAR ,2007.  
 © COPYRIGHT 2007 BY TYCO ELECTRONICS CORPORATION. ALL RIGHTS RESERVED.

LOC	DIST	REVISIONS					
E	B	P	LTR	DESCRIPTION	DATE	DWN	APVD
			-	SEE SHEET 1	-	-	-

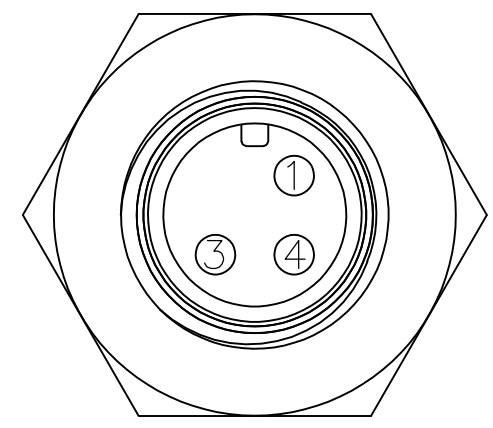
1838893-1

1838893-2

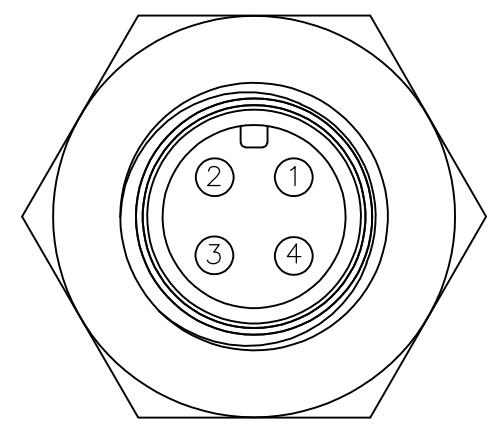
1838893-3

1838893-4

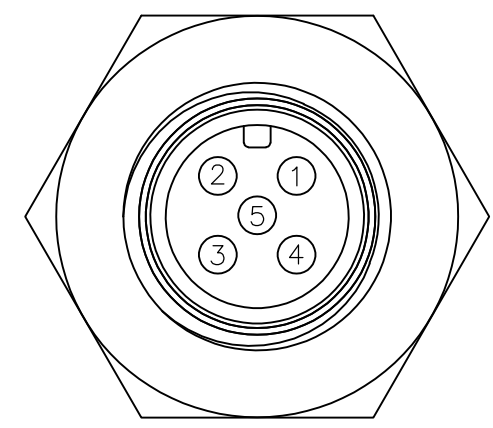
PIN ASSIGNMENTS  
FRONT VIEW



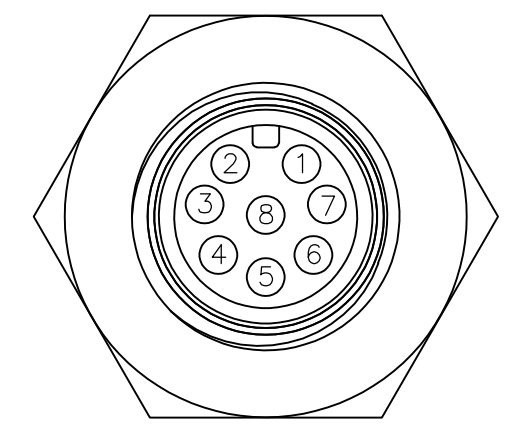
PIN ASSIGNMENTS  
FRONT VIEW



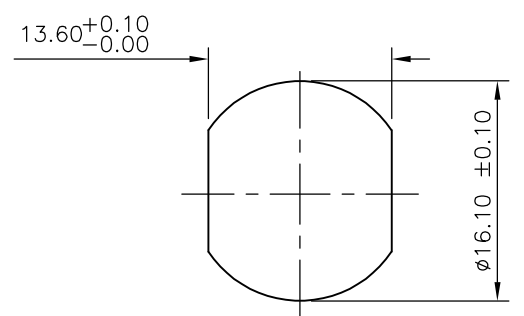
PIN ASSIGNMENTS  
FRONT VIEW



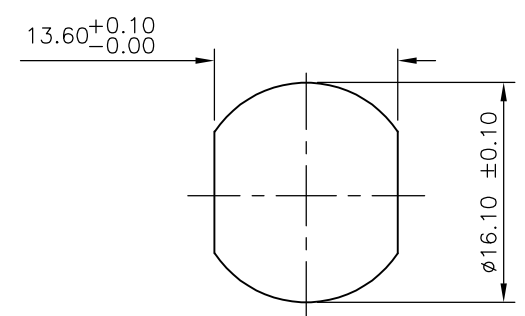
PIN ASSIGNMENTS  
FRONT VIEW



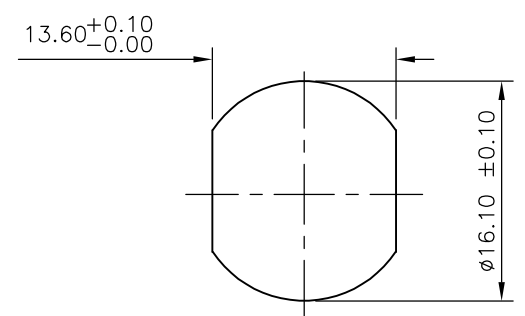
RECOMMENDED PANEL CUT-OUT  
(MAX PANEL THICKNESS 4.5mm)



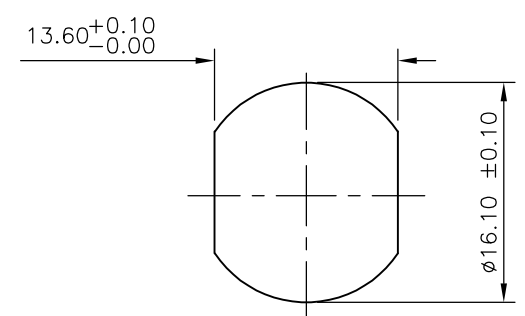
RECOMMENDED PANEL CUT-OUT  
(MAX PANEL THICKNESS 4.5mm)



RECOMMENDED PANEL CUT-OUT  
(MAX PANEL THICKNESS 4.5mm)



RECOMMENDED PANEL CUT-OUT  
(MAX PANEL THICKNESS 4.5mm)



THIS DRAWING IS A CONTROLLED DOCUMENT.

DIMENSIONS:	TOLERANCES UNLESS OTHERWISE SPECIFIED:
mm	
	0 PLC ± -
	1 PLC ± -
	2 PLC ± -
	3 PLC ± -
	4 PLC ± -
	ANGLES ± -

MATERIAL - FINISH -

DWN	A.Morey	05MAR07
CHK	F.Wheeler-King	08MAR07
APVD	F.Wheeler-King	08MAR07
PRODUCT SPEC	-	-
APPLICATION SPEC	-	-
WEIGHT	-	-

Tyco Electronics Corporation  
 Bideford, UK, EX39 4HE

NAME  
 M12 METAL MALE PANEL MOUNT CONNECTOR,  
 SOLDER, STRAIGHT, REAR (HEXAGONAL) MOUNTING

SIZE	CAGE CODE	DRAWING NO	RESTRICTED TO
A3	00779	C-1838893	-

CUSTOMER DRAWING SCALE NTS SHEET 2 OF 2 REV C