

## ■ Features

- Ultra low profile.
- Magnetic shielded for low radiation.
- Bobbin ferrite core and compact size.
- Low core loss for high frequency power application.
- Large terminal surface for good PCB bonding.
- Operating temperature:-40°C ~ +125°C.

## ■ Applications

- Portable communication equipment.
- Notebook PC,digital camera,LCD television set.
- Power supply for VTR,OA equipment.
- DC/DC converters.

## ■ Product Identification

$\frac{\text{YPRH}}{(1)}$      $\frac{\square\square\square\square}{(2)}$  -  $\frac{\square\square\square}{(3)}$      $\frac{\square}{(4)}$

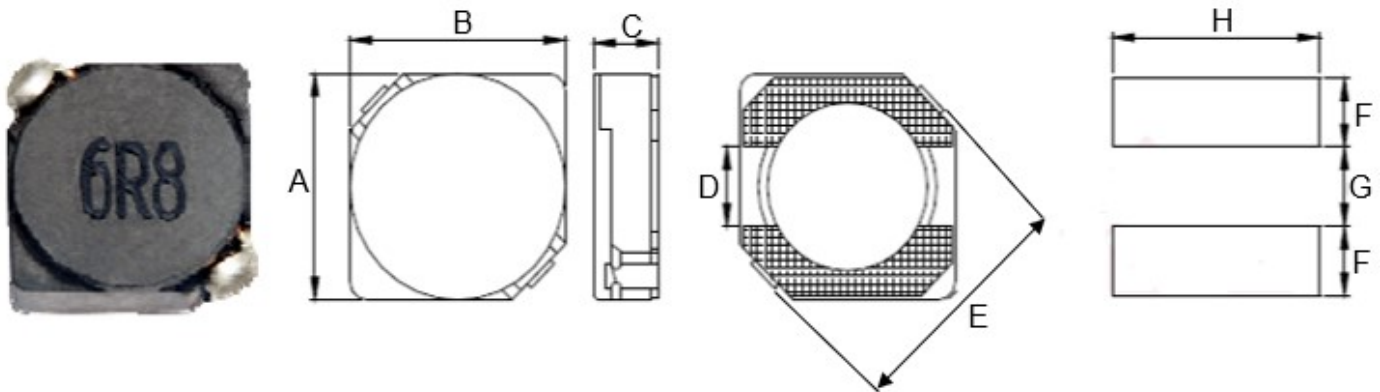
(1) : Type

(2) : Dimensions

(3) : Inductance value

(4) : Inductance Tolerance; N=±30%,M=±20%, K=±10%

**Shapes and Dimensions (Unit: mm)**



TYPE	A	B	C max.	D	E	F Ref.	G Ref.	H Ref.
YPRH4D28	4.7±0.3	4.7±0.3	3.0	1.50	6.9	1.9	1.5	5.3

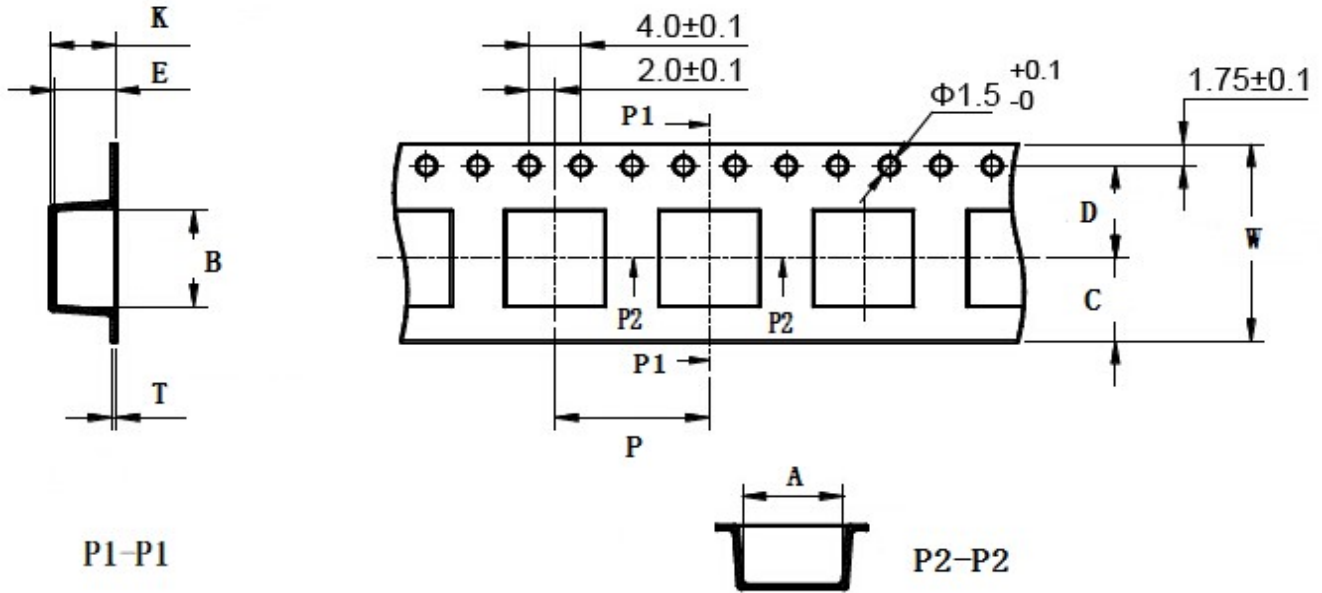
**YPRH4D28 Series**

Part Number	Inductance (uH)	Test Freq.(KHz)	DCR MAX.(Ω)	Rated Current (A)
YPRH4D28-1R0□	1.0	100	0.020	2.65
YPRH4D28-1R2□	1.2	100	0.024	2.56
YPRH4D28-1R8□	1.8	100	0.028	2.20
YPRH4D28-2R2□	2.2	100	0.031	2.04
YPRH4D28-2R7□	2.7	100	0.043	1.60
YPRH4D28-3R3□	3.3	100	0.049	1.57
YPRH4D28-3R9□	3.9	100	0.065	1.44
YPRH4D28-4R7□	4.7	100	0.072	1.32
YPRH4D28-5R6□	5.6	100	0.101	1.17
YPRH4D28-6R8□	6.8	100	0.109	1.12
YPRH4D28-8R2□	8.2	100	0.118	1.04
YPRH4D28-100□	10.0	100	0.128	1.00
YPRH4D28-120□	12.0	100	0.132	0.84

Part Number	Inductance (uH)	Test Freq.(KHz)	DCR MAX.(Ω)	Rated Current (A)
YPRH4D28-150□	15.0	100	0.149	0.76
YPRH4D28-180□	18.0	100	0.166	0.72
YPRH4D28-220□	22.0	100	0.235	0.70
YPRH4D28-270□	27.0	100	0.261	0.58
YPRH4D28-330□	33.0	100	0.378	0.56
YPRH4D28-390□	39.0	100	0.384	0.50
YPRH4D28-470□	47.0	100	0.587	0.48
YPRH4D28-560□	56.0	100	0.625	0.41
YPRH4D28-680□	68.0	100	0.699	0.35
YPRH4D28-820□	82.0	100	0.915	0.32
YPRH4D28-101□	100	100	1.020	0.29
YPRH4D28-121□	120	100	1.270	0.27
YPRH4D28-151□	150	100	1.350	0.24
YPRH4D28-181□	180	100	1.540	0.22
YPRH4D28-221□	220	100	1.72	0.20
YPRH4D28-271□	270	100	1.950	0.16
YPRH4D28-331□	330	100	2.660	0.14
YPRH4D28-391□	390	100	2.830	0.13

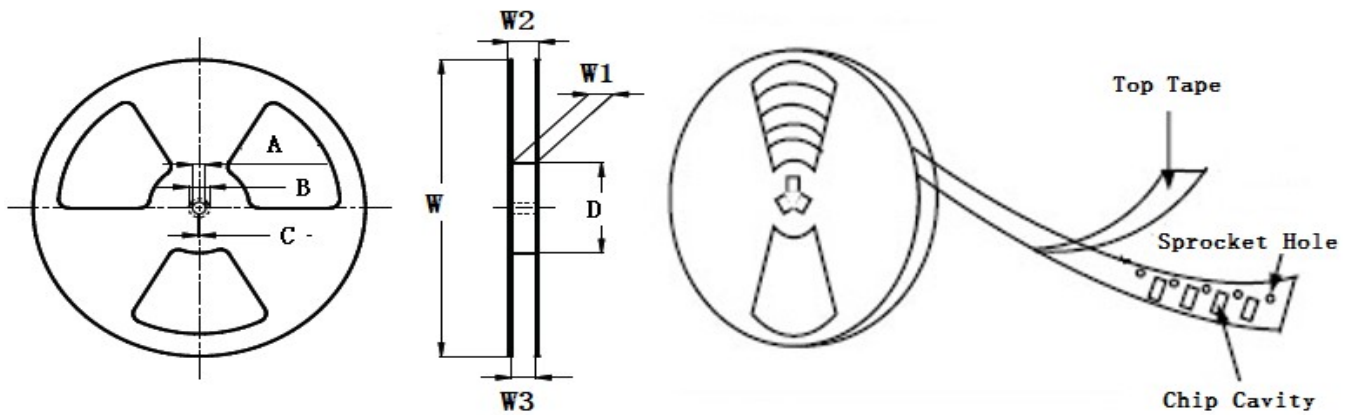
- ※ The saturation current value is the DC current value having inductance decrease down to 30%.(at 20°C)
- ※ The temperature rise current value is the DC current value having temperature increase up to 40°C. (at 20°C)
- ※ The rated current is the DC current value that satisfies both of current value saturation current value and temperature rise current value.

**■ Taping Dimensions(Unit:mm)**



TYPE	W	A	B	C	D	E	P	K Ref	T	MPQ
YPRH4D28	12±0.3	5.40±0.1	5.40±0.1	4.75	5.5±0.1	3.25±0.1	8.0±0.1	3.45	0.30±0.05	2000

**■ Reel Dimensions(Unit:mm)**



TYPE	W	W1	W2	W3	A	B	C	D
YPRH4D28	330±2.0	12.4±2.0	18.4 Max	11.9 Min	13.0±0.50	21.0±0.80	2.0±0.50	100 Min

**Direction of rolling**



**Cover tape peel off condition**



Cover tape peel force shall be 0.1N to 1.3N.

Reference peel speed  $300 \pm 10$ mm/min.