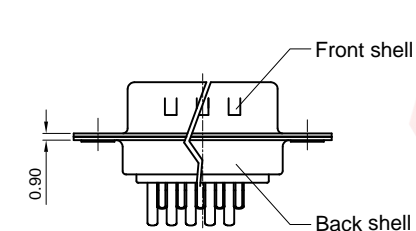
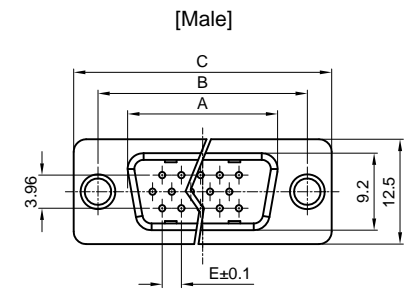
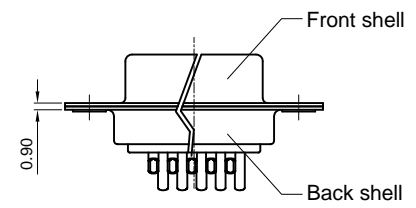
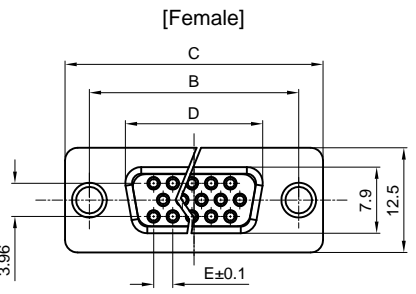


Dept	
Qty	
DC	1
ED	1
IE	1
ISO	1
PD	1
R&D	1
SD	1
QA	1
QC	1
QE	1

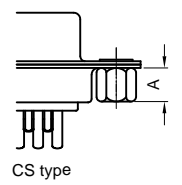
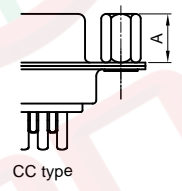
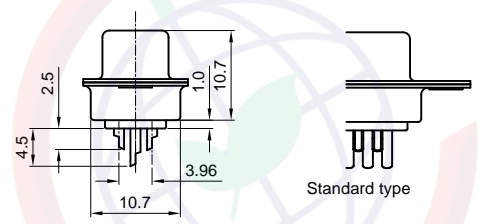
The information provided herein is from CONNELY Electronic Co., Ltd. and is confidential. Any disclosure to a party other than the recipient is prohibited. The intellectual properties and its rights contained herein, including but not limited to, trademarks, patents, copyrights, trade secrets, and technical know-how, are owned exclusively by CONNELY or its affiliates. Unauthorized use or reproduction of any part of this document is strictly prohibited. CONNELY may enforce its intellectual property rights at its own discretion, failures or delays to exercise such rights does not constitute a waiver of such rights.



(Series Image-Reference Only)

Dimension

Position	A±0.2	B±0.2	C±0.3	D	E
15	17.90	24.99	30.80	16.33	2.29
26	26.50	33.32	39.14	24.66	2.29
44	40.00	47.04	53.04	38.38	2.29
62	56.50	63.50	69.32	54.84	2.14
78	54.30	61.00	67.04	52.34	2.14



REV.	DESCRIPTION	DRAWN	CHECKED	APPROVED
A	NEW RELEASE	LJH 09/26/05'	~	LJC 09/26/05'
B	整理图画	YCH 05/26/07'	~	LJC 05/26/07'
C	增加锁螺丝类型	YCH 06/30/07'	~	LJC 06/30/07'
D	DRAWING UPDATE	JLZ 08/08/18'	~	

- NOTES:
- Electrical characteristics:
 - Contact resistance: 20mΩ Max. Initial.
 - Dielectric withstanding voltage: 500V AC(rms) for 1 minute.
 - Insulation resistance: 1000MΩ Min.
 - Environment characteristics:
 - Temperature range: -40°C~+105°C.
 - Materials
 - Insulator: Thermoplastic.
 - Contact: Copper alloy.
 - Shell: Steel.
 - Screw: Copper alloy.

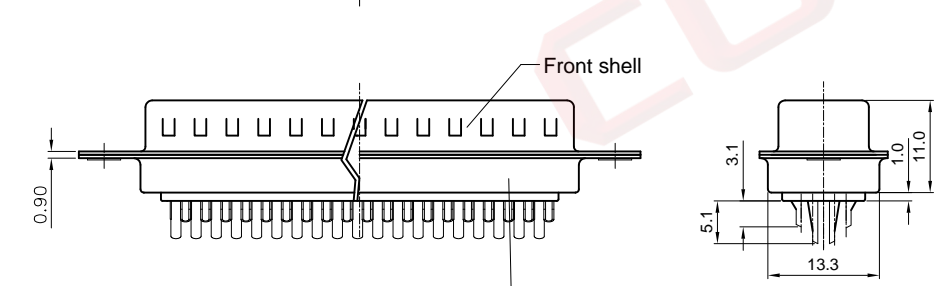
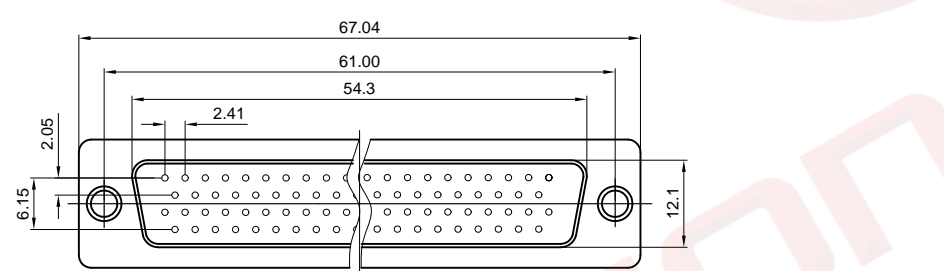
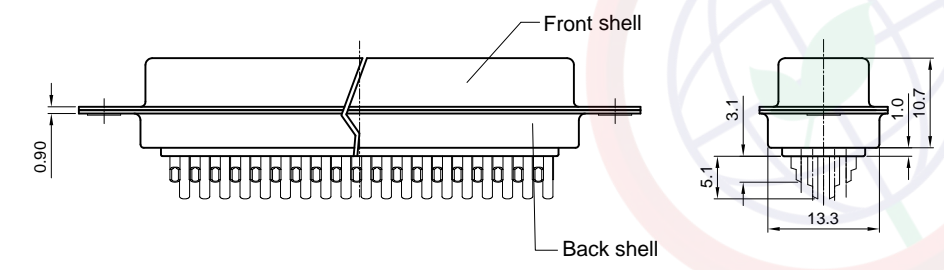
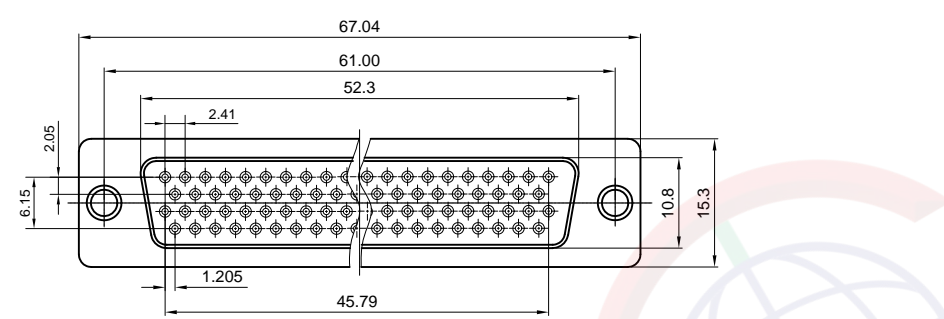
4. Product number code:
DS1035- X X X X X X X
- Screw DIM. A
 - S: Standard(W/O nut)
 - 1: 3.00
 - 2: 4.00
 - 3: 4.50
 - 4: 5.00
 - 5: 5.50
 - 6: 5.80
 - Screw type
 - S: Standard(W/O nut)
 - 1: CC type
 - 2: CS type
 - Contact plating
 - 8: Full gold flash
 - 8I: Selective gold flash
 - Shell plating
 - N: Fornt shell nickel, Back shell tin
 - Housing color
 - B: Black
 - W: White
 - U: Blue
 - Connector type
 - M: Male
 - F: Female
 - No. of contacts
 - 15: 15pos. 26: 26pos.
 - 44: 44pos. 62: 62pos.

GENERAL TOLERANCE		ANGLE TOLERANCE		PROJECTION		TITLE	D-SUB H.D SOLDER TYPE	
X.	±0.60	X.	±5°	UNITS	mm			
.X	±0.38	.X	±3°	SHEET SIZE	A4	SERIES	DS1035 SERIES	
.XX	±0.25	.XX	±2°	晨翔电子有限公司 CONNFLY CONNELY ELECTRONIC CO. LTD				
DRAWING TYPE		CUSTOMER						
SCALE	1:1	SHEET	1 OF 1					
DRAWING NO.		C-DS1035-XXXXXXX-D						

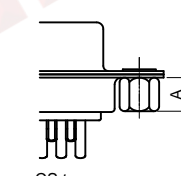
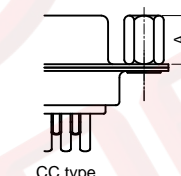
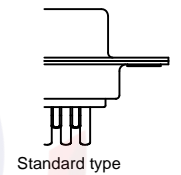
Dept	
Qty	
DC	1
ED	1
IE	1
ISO	1
PD	1
R&D	1
SD	1
QA	1
QC	1
QE	1

REV.	DESCRIPTION	DRAWN	CHECKED	APPROVED
A	NEW RELEASE	LL 12/06/06'	~	LJC 12/06/06'
B	增加锁螺丝类型	YCH 06/30/07'	~	LJC 06/30/07'
C	DRAWING UPDATE	JLZ 07/20/17'	HZW 07/20/17'	LJC 07/20/17'
D	DRAWING UPDATE	JLZ 08/08/18'	~	

The information provided herein is from CONNELY Electronic Co., Ltd. and is confidential. Any disclosure to a party other than the recipient is prohibited. The intellectual properties and its rights contained herein, including but not limited to, trademarks, patents, copyrights, trade secrets, and technical know-how, are owned exclusively by CONNELY or its affiliates. Unauthorized use or reproduction of any part of this document is strictly prohibited. CONNELY may enforce its intellectual property rights at its own discretion, failures or delays to exercise such rights does not constitute a waiver of such rights. Its use in any format or manner. CONNELY may enforce its intellectual property rights at its own discretion, failures or delays to exercise such rights does not constitute a waiver of such rights.



(Series Image-Reference Only)



NOTES:

- Electrical characteristics:
 - Contact resistance: 20mΩ Max. Initial.
 - Dielectric withstanding voltage: 500V AC(rms) for 1 minute.
 - Insulation resistance: 1000MΩ Min.
- Environment characteristics:
 - Temperature range: -40°C~+105°C.
- Materials
 - Insulator: Thermoplastic.
 - Contact: Copper alloy.
 - Shell: Steel.
 - Screw: Copper alloy.

4. Product number code:

DS1035- X X X X X X X

- Screw DIM. A
 - S: Standard(W/O nut)
 - 1: 3.00
 - 2: 4.00
 - 3: 4.50
 - 4: 5.00
 - 5: 5.50
 - 6: 5.80
- Screw type
 - S: Standard(W/O nut)
 - 1: CC type
 - 2: CS type
- Contact plating
 - 8: Full gold flash
 - Si: Selective gold flash
- Shell plating
 - N: Fornt shell nickel,Back shell tin
- Housing color
 - B: Black
 - W: White
 - U: Blue
- Connector type
 - M: Male
 - F: Female
- No. of contacts
 - 78: 78pos.

GENERAL TOLERANCE		ANGLE TOLERANCE	
X.	±0.60	X.	±5°
.X	±0.38	.X	±3°
.XX	±0.25	.XX	±2°
DRAWING TYPE		CUSTOMER	
SCALE		1:1 SHEET 1 OF 1	
DRAWING NO.		C-DS1035-78XXXXXX-D	

PROJECTION		TITLE	D-SUB H.D SOLDER TYPE
UNITS	mm		
SHEET SIZE	A4	SERIES	DS1035 SERIES

晨翔电子有限公司
CONNFLY ELECTRONIC CO. LTD