

APPROVAL SHEET

MULTILAYER CERAMIC CAPACITORS

Soft Termination Series

(SH_6.3V to 3000V)

NP0, X7R, X5R & Y5V Dielectrics

0402 to 2225 Sizes

Halogen Free & RoHS Compliance

*Contents in this sheet are subject to change without prior notice.

Multilayer Ceramic Capacitors

1. INTRODUCTION

WTC soft termination series MLCC is designed and with a polymer layer within end terminations of product, which can absorb mechanical stress caused by PCB handling in SMT line and reduce the mechanical impact for product. It will offer more robust and reliable performance in applications.

2. FEATURES

- a. MLCC's termination are with a soft & flexible polymer layer to withstand high bending stress in SMT line.
- b. Available for any item in standard series range.

3. APPLICATIONS

- a. Automotive industry.
- b. Power supply and related industries.
- c. Lighting industry.
- d. The other mechanical stress concerned products.

4. HOW TO ORDER

<u>SH</u>	<u>31</u>	<u>B</u>	<u>104</u>	<u>K</u>	<u>500</u>	<u>C</u>	<u>I</u>
<u>Series</u>	<u>Size</u>	<u>Dielectric</u>	<u>Capacitance</u>	<u>Tolerance</u>	<u>Rated voltage</u>	<u>Termination</u>	<u>Packaging</u>
SH=Soft termination	15=0402 (1005) 18=0603 (1608) 21=0805 (2012) 31=1206 (3216) 32=1210 (3225) 43=1812 (4532) 46=1825 (4563) 55=2220 (5750) 56=2225 (5763)	N=NP0 (COG) B=X7R X=X5R F=Y5V	Two significant digits followed by no. of zeros. And R is in place of decimal point. Eg: 104=10x10 ⁴ =100nF	B=±0.1pF C=±0.25pF D=±0.5pF F=±1% G=±2% J=±5% K=±10% M=±20% Z=-20/+80%	Two significant digits followed by no. of zeros. And R is in place of decimal point. 6R3=6.3 VDC 100=10 VDC 160=16 VDC 250=25 VDC 500=50 VDC 101=100 VDC 201=200 VDC 251=250 VDC 401=400 VDC 451=450 VDC 501=500 VDC 631=630 VDC 102=1000 VDC 152=1500 VDC 202=2000 VDC 252= 2500 VDC 302=3000 VDC	C=Ag Polymer /Ni/Sn	T=7" reeled G=13" reeled

Multilayer Ceramic Capacitors

5. EXTERNAL DIMENSIONS & CONSTRUCTIONS

Size Inch (mm)	L (mm)	W (mm)	T (mm)/Symbol	Remark	M _B (mm)
0402 (1005)	1.00±0.20	0.50±0.20	0.50±0.20 E	#	0.25 +0.05/-0.10
0603 (1608)	1.60±0.20	0.80±0.10	0.80±0.07 S		0.40±0.15
	1.60±0.30	0.80±0.30	0.80±0.30 X		
0805 (2012)	2.00±0.20	1.25±0.10	0.60±0.10 A		0.50±0.20
			0.80±0.10 B		
			1.25±0.10 D	#	
			1.25±0.30 I	#	
1206 (3216)	3.20+0.4/-0.1	1.60±0.15	0.80±0.10 B		0.60±0.20 (0.50±0.25)*
			0.95±0.10 C	#	
			1.15±0.15 J	#	
			1.25±0.10 D	#	
	3.20+0.4/-0.1	1.60±0.20	1.60±0.20 G	#	
	3.20±0.50	1.60±0.50	1.60±0.50 P	#	
1210 (3225)	3.20±0.40	2.50±0.20	0.95±0.10 C	#	0.75±0.25
			1.25±0.10 D	#	
	3.20±0.60	2.50±0.50	1.60±0.20 G	#	
			2.00±0.20 K	#	
			2.50±0.50 M	#	
1808 (4520)	4.50+0.6/-0.4	2.03±0.25	1.25±0.10 D	#	0.50±0.25
			2.00±0.20 K	#	
1812 (4532)	4.50+0.6/-0.4	3.20±0.30	1.25±0.10 D	#	0.75±0.25 (0.50±0.25)*
			1.60±0.20 G	#	
		2.00±0.20 K	#		
		3.20±0.40	2.50±0.50 M	#	
1825 (4563)	4.50+0.6/-0.4	6.30±0.40	2.00±0.20 (K)	#	0.75±0.35
2220 (5750)	5.70±0.50	5.00±0.40	2.50±0.30 (M)	#	0.85±0.35
2225 (5763)	5.70±0.50	6.30±0.40	2.80±0.30 (U)	#	0.85±0.35

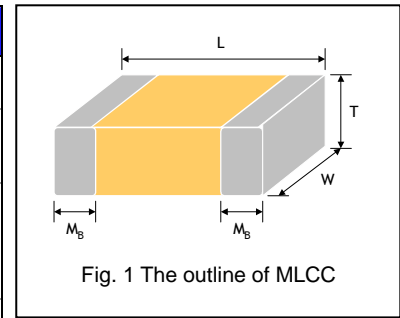


Fig. 1 The outline of MLCC

Reflow soldering only is recommended.

* For 1206 ≥ 1000V, 1812_200V~4000V products.

6. GENERAL ELECTRICAL DATA

Dielectric	NPO	X7R	X5R	Y5V
Size	0402, 0603, 0805, 1206, 1210, 1812, 1825, 2220, 2225			
Capacitance range*	0.1pF to 0.082μF	100pF to 47μF	0.027μF to 10μF	0.01μF to 4.7μF
Capacitance tolerance**	Cap ≤ 5pF: B (±0.1pF), C (±0.25pF) 5pF < Cap < 10pF: C (±0.25pF), D (±0.5pF) Cap ≥ 10pF: F (±1%), G (±2%), J (±5%), K (±10%)	K (±10%), M (±20%)		Z (-20/+80%)
Rated voltage (WVDC)	6.3V to 3000V			
Operating temperature	-55 to +125°C	-55 to +125°C	-55 to +85°C	-25 to +85 °C
Capacitance characteristic	±30ppm	±15%	±15%	+30/-80%
Termination	Ni/Sn (lead-free termination)			

* Measured at the condition of 30~70% related humidity.

NPO: Apply 1.0±0.2Vrms, 1.0MHz±10% for Cap≤1000pF and 1.0±0.2Vrms, 1.0kHz±10% for Cap>1000pF, 25°C at ambient temperature

X7R, X5R: Apply 1.0±0.2Vrms, 1.0kHz±10%, at 25°C ambient temperature.

Y5V: Apply 1.0±0.2Vrms, 1.0kHz±10%, at 20°C ambient temperature.

** Preconditioning for Class II MLCC: Perform a heat treatment at 150±10°C for 1 hour, then leave in a mbient condition for 24±2 hours before measurement.

Multilayer Ceramic Capacitors

7. CAPACITANCE RANGE (NP0 Dielectric)

NP0 Dielectric 0402, 0603 Sizes

DIELECTRIC		NP0											
SIZE		0402					0603						
RATED VOLTAGE (VDC)		10	16	25	50	100	10	16	25	50	100	200	250
Capacitance	0.1pF (0R1)	E	E	E	E								
	0.2pF (0R2)	E	E	E	E								
	0.3pF (0R3)	E	E	E	E		S	S	S	S			
	0.4pF (0R4)	E	E	E	E		S	S	S	S			
	0.5pF (0R5)	E	E	E	E	E	S	S	S	S	S	S	S
	0.6pF (0R6)	E	E	E	E	E	S	S	S	S	S	S	S
	0.7pF (0R7)	E	E	E	E	E	S	S	S	S	S	S	S
	0.8pF (0R8)	E	E	E	E	E	S	S	S	S	S	S	S
	0.9pF (0R9)	E	E	E	E	E	S	S	S	S	S	S	S
	1.0pF (1R0)	E	E	E	E	E	S	S	S	S	S	S	S
	1.2pF (1R2)	E	E	E	E	E	S	S	S	S	S	S	S
	1.5pF (1R5)	E	E	E	E	E	S	S	S	S	S	S	S
	1.8pF (1R8)	E	E	E	E	E	S	S	S	S	S	S	S
	2.2pF (2R2)	E	E	E	E	E	S	S	S	S	S	S	S
	2.7pF (2R7)	E	E	E	E	E	S	S	S	S	S	S	S
	3.3pF (3R3)	E	E	E	E	E	S	S	S	S	S	S	S
	3.9pF (3R9)	E	E	E	E	E	S	S	S	S	S	S	S
	4.7pF (4R7)	E	E	E	E	E	S	S	S	S	S	S	S
	5.6pF (5R6)	E	E	E	E	E	S	S	S	S	S	S	S
	6.8pF (6R8)	E	E	E	E	E	S	S	S	S	S	S	S
	8.2pF (8R2)	E	E	E	E	E	S	S	S	S	S	S	S
	10pF (100)	E	E	E	E	E	S	S	S	S	S	S	S
	12pF (120)	E	E	E	E	E	S	S	S	S	S	S	S
	15pF (150)	E	E	E	E	E	S	S	S	S	S	S	S
	18pF (180)	E	E	E	E	E	S	S	S	S	S	S	S
	22pF (220)	E	E	E	E	E	S	S	S	S	S	S	S
	27pF (270)	E	E	E	E	E	S	S	S	S	S	S	S
	33pF (330)	E	E	E	E	E	S	S	S	S	S	S	S
	39pF (390)	E	E	E	E	E	S	S	S	S	S	S	S
	47pF (470)	E	E	E	E	E	S	S	S	S	S	S	S
	56pF (560)	E	E	E	E	E	S	S	S	S	S	S	S
	68pF (680)	E	E	E	E	E	S	S	S	S	S	S	S
	82pF (820)	E	E	E	E	E	S	S	S	S	S	S	S
	100pF (101)	E	E	E	E	E	S	S	S	S	S	S	S
	120pF (121)	E	E	E	E	E	S	S	S	S	S	S	S
	150pF (151)	E	E	E	E	E	S	S	S	S	S	S	S
	180pF (181)	E	E	E	E	E	S	S	S	S	S	S	S
	220pF (221)	E	E	E	E	E	S	S	S	S	S	S	S
	270pF (271)	E	E	E	E	E	S	S	S	S	S	X	X
	330pF (331)	E	E	E	E	E	S	S	S	S	S	X	X
	390pF (391)	E	E	E	E	E	S	S	S	S	S	X	X
	470pF (471)	E	E	E	E	E	S	S	S	S	S	X	X
560pF (561)	E	E	E	E	E	S	S	S	S	S			
680pF (681)	E	E	E	E	E	S	S	S	S	S			
820pF (821)	E	E	E	E	E	S	S	S	S	S			
1,000pF (102)	E	E	E	E	E	S	S	S	S	S			
1,200pF (122)						X	X	X	X				
1,500pF (152)						X	X	X	X				
1,800pF (182)						X	X	X	X				
2,200pF (222)						X	X	X	X				
2,700pF (272)						X	X	X	X				
3,300pF (332)						X	X	X	X				
3,900pF (392)													
4,700pF (472)													
5,600pF (562)													
6,800pF (682)													
8,200pF (822)													
0.010uF (103)													
0.012uF (123)													

1. The letter in cell is expressed the symbol of product thickness.
2. For more information about products with special capacitance or other data, please contact WTC local representative.

Multilayer Ceramic Capacitors

NP0 Dielectric 0805 Size

DIELECTRIC		NP0									
SIZE		0805									
RATED VOLTAGE (VDC)		10	16	25	50	100	200	250	500	630	1000
Capacitance	0.5pF (0R5)	A	A	A	A	A	A	A	A	A	D
	0.6pF (0R6)	A	A	A	A	A	A	A	A	A	D
	0.7pF (0R7)	A	A	A	A	A	A	A	A	A	D
	0.8pF (0R8)	A	A	A	A	A	A	A	A	A	D
	0.9pF (0R9)	A	A	A	A	A	A	A	A	A	D
	1.0pF (1R0)	A	A	A	A	A	A	A	A	A	D
	1.2pF (1R2)	A	A	A	A	A	A	A	A	A	D
	1.5pF (1R5)	A	A	A	A	A	A	A	A	A	D
	1.8pF (1R8)	A	A	A	A	A	A	A	A	A	D
	2.2pF (2R2)	A	A	A	A	A	A	A	A	A	D
	2.7pF (2R7)	A	A	A	A	A	A	A	A	A	D
	3.3pF (3R3)	A	A	A	A	A	A	A	A	A	D
	3.9pF (3R9)	A	A	A	A	A	A	A	A	A	D
	4.7pF (4R7)	A	A	A	A	A	A	A	A	A	D
	5.6pF (5R6)	A	A	A	A	A	A	A	A	A	D
	6.8pF (6R8)	A	A	A	A	A	A	A	A	A	D
	8.2pF (8R2)	A	A	A	A	A	A	A	A	A	D
	10pF (100)	A	A	A	A	A	A	A	A	A	D
	12pF (120)	A	A	A	A	A	A	A	A	A	D
	15pF (150)	A	A	A	A	A	A	A	A	A	D
	18pF (180)	A	A	A	A	A	A	A	A	A	D
	22pF (220)	A	A	A	A	A	A	A	A	A	D
	27pF (270)	A	A	A	A	A	A	A	A	A	D
	33pF (330)	A	A	A	A	A	A	A	A	A	D
	39pF (390)	A	A	A	A	A	A	A	A	A	D
	47pF (470)	A	A	A	A	A	A	A	A	A	D
	56pF (560)	A	A	A	A	A	A	A	A	A	D
	68pF (680)	A	A	A	A	A	A	A	A	A	D
	82pF (820)	A	A	A	A	A	A	A	B	B	D
	100pF (101)	A	A	A	A	A	A	A	B	B	D
	120pF (121)	A	A	A	A	A	A	A	B	D	D
	150pF (151)	A	A	A	A	A	A	B	D	D	D
	180pF (181)	A	A	A	A	A	A	B	D	D	D
	220pF (221)	A	A	A	A	A	A	D	D	D	D
	270pF (271)	A	A	A	A	A	A	D	D	D	D
	330pF (331)	A	A	A	A	A	A	D	D	D	D
	390pF (391)	B	B	B	B	B	D	D	D	D	D
	470pF (471)	B	B	B	B	B	D	D	I	I	
	560pF (561)	B	B	B	B	B	D	D	I	I	
	680pF (681)	B	B	B	B	B	D	D	I	I	
820pF (821)	B	B	B	B	B	D	D	I	I		
1,000pF (102)	B	B	B	B	B	D	D	I	I		
1,200pF (122)	B	B	B	B	B	D	D				
1,500pF (152)	B	B	B	B	B	D	D				
1,800pF (182)	B	B	B	B	B	D	D				
2,200pF (222)	B	B	B	B	B	D	D				
2,700pF (272)	D	D	D	D	D						
3,300pF (332)	D	D	D	D	D						
3,900pF (392)	D	D	D	D	D						
4,700pF (472)	D	D	D	D	D						
5,600pF (562)	D	D	D	D	D						
6,800pF (682)	D	D	D	D	D						
8,200pF (822)	D	D	D	D	D						
0.010μF (103)	D	D	D	D	D						

1. The letter in cell is expressed the symbol of product thickness.
2. For more information about products with special capacitance or other data, please contact WTC local representative.

Multilayer Ceramic Capacitors

NP0 Dielectric 1206 Size

DIELECTRIC		NP0											
SIZE		1206											
RATED VOLTAGE (VDC)		10	16	25	50	100	200	250	500	630	1000	1500	2000
Capacitance	1.0pF (1R0)												
	1.2pF (1R2)	B	B	B	B	B							
	1.5pF (1R5)	B	B	B	B	B	B	B	B	B	B	B	B
	1.8pF (1R8)	B	B	B	B	B	B	B	B	B	B	B	B
	2.2pF (2R2)	B	B	B	B	B	B	B	B	B	B	B	B
	2.7pF (2R7)	B	B	B	B	B	B	B	B	B	B	B	B
	3.3pF (3R3)	B	B	B	B	B	B	B	B	B	B	B	B
	3.9pF (3R9)	B	B	B	B	B	B	B	B	B	B	B	B
	4.7pF (4R7)	B	B	B	B	B	B	B	B	B	B	B	B
	5.6pF (5R6)	B	B	B	B	B	B	B	B	B	B	B	B
	6.8pF (6R8)	B	B	B	B	B	B	B	B	B	B	B	B
	8.2pF (8R2)	B	B	B	B	B	B	B	B	B	B	B	B
	10pF (100)	B	B	B	B	B	B	B	B	B	B	B	B
	12pF (120)	B	B	B	B	B	B	B	B	B	B	B	B
	15pF (150)	B	B	B	B	B	B	B	B	B	B	B	B
	18pF (180)	B	B	B	B	B	B	B	B	B	B	B	B
	22pF (220)	B	B	B	B	B	B	B	B	B	B	B	B
	27pF (270)	B	B	B	B	B	B	B	B	B	B	B	B
	33pF (330)	B	B	B	B	B	B	B	B	B	B	C	C
	39pF (390)	B	B	B	B	B	B	B	B	B	B	C	C
	47pF (470)	B	B	B	B	B	B	B	B	B	C	C	C
	56pF (560)	B	B	B	B	B	B	B	B	B	C	D	D
	68pF (680)	B	B	B	B	B	B	B	B	B	C	D	D
	82pF (820)	B	B	B	B	B	B	B	B	B	D	D	D
	100pF (101)	B	B	B	B	B	B	B	B	B	D	D	D
	120pF (121)	B	B	B	B	B	B	B	B	B	D	G	G
	150pF (151)	B	B	B	B	B	B	B	B	B	D	G	G
	180pF (181)	B	B	B	B	B	B	B	B	B	G	G	G
	220pF (221)	B	B	B	B	B	B	B	B	B	G	G	G
	270pF (271)	B	B	B	B	B	B	C	C	C	G	P	P
	330pF (331)	B	B	B	B	B	B	C	C	C	G	P	P
	390pF (391)	B	B	B	B	B	B	C	C	C	G	P	P
	470pF (471)	B	B	B	B	B	C	C	C	C	G		
	560pF (561)	B	B	B	B	B	C	D	D	D	G		
	680pF (681)	B	B	B	B	B	C	D	D	D	G		
	820pF (821)	B	B	B	B	B	C	G	G	G	G		
	1,000pF (102)	B	B	B	B	B	C	G	G	G	G		
	1,200pF (122)	B	B	B	B	B	C	G	G	G			
	1,500pF (152)	B	B	B	B	B	D	G	G	G			
	1,800pF (182)	B	B	B	B	B	D	G	G	G			
2,200pF (222)	B	B	B	B	B	D	G	G	G				
2,700pF (272)	B	B	B	B	B	D	G	G	G				
3,300pF (332)	B	B	B	B	B	D	G	G	G				
3,900pF (392)	B	B	B	B	B	D	G	G	G				
4,700pF (472)	B	B	B	B	B	D	G	G	G				
5,600pF (562)	B	B	B	B	B								
6,800pF (682)	C	C	C	C	C								
8,200pF (822)	D	D	D	D	D								
0.010μF (103)	D	D	D	D	D								
0.012μF (123)	P	P	P	P	P								
0.015μF (153)	P	P	P	P	P								
0.018μF (183)	P	P	P	P	P								
0.022μF (223)	P	P	P	P	P								
0.027μF (273)	P	P	P	P	P								
0.033μF (333)	P	P	P	P	P								
0.039μF (393)	P	P	P	P	P								

1. The letter in cell is expressed the symbol of product thickness.
2. For more information about products with special capacitance or other data, please contact WTC local representative.

Multilayer Ceramic Capacitors

NP0 Dielectric 1210 Size

DIELECTRIC		NP0											
SIZE		1210											
RATED VOLTAGE (VDC)		10	16	25	50	100	200	250	500	630	1000	1500	2000
Capacitance	10pF (100)	C	C	C	C	C	C	C	C	C	C	C	C
	12pF (120)	C	C	C	C	C	C	C	C	C	C	C	C
	15pF (150)	C	C	C	C	C	C	C	C	C	C	C	C
	18pF (180)	C	C	C	C	C	C	C	C	C	C	C	C
	22pF (220)	C	C	C	C	C	C	C	C	C	C	C	C
	27pF (270)	C	C	C	C	C	C	C	C	C	C	C	C
	33pF (330)	C	C	C	C	C	C	C	C	C	C	C	C
	39pF (390)	C	C	C	C	C	C	C	C	C	C	C	C
	47pF (470)	C	C	C	C	C	C	C	C	C	C	C	C
	56pF (560)	C	C	C	C	C	C	C	C	C	C	D	D
	68pF (680)	C	C	C	C	C	C	C	C	C	C	D	D
	82pF (820)	C	C	C	C	C	C	C	C	C	C	D	D
	100pF (101)	C	C	C	C	C	C	C	C	C	D	D	D
	120pF (121)	C	C	C	C	C	C	C	C	C	D	D	D
	150pF (151)	C	C	C	C	C	C	C	C	C	D	G	G
	180pF (181)	C	C	C	C	C	C	C	C	C	D	G	G
	220pF (221)	C	C	C	C	C	C	C	C	C	G	G	G
	270pF (271)	C	C	C	C	C	C	C	C	C	G	K	K
	330pF (331)	C	C	C	C	C	C	C	C	C	G	K	K
	390pF (391)	C	C	C	C	C	C	C	C	C	G	M	M
	470pF (471)	C	C	C	C	C	C	C	C	C	G	M	M
	560pF (561)	C	C	C	C	C	C	C	C	C	G		
	680pF (681)	C	C	C	C	C	C	C	C	C	G		
	820pF (821)	C	C	C	C	C	C	C	C	C	G		
	1,000pF (102)	C	C	C	C	C	D	D	D	D	G		
	1,200pF (122)	C	C	C	C	C	D	D	D	D	G		
	1,500pF (152)	C	C	C	C	C	D	D	D	D	K		
	1,800pF (182)	C	C	C	C	C	D	D	D	D	M		
	2,200pF (222)	C	C	C	C	C	D	D	D	D	M		
	2,700pF (272)	C	C	C	C	C	D	D	D	D	M		
	3,300pF (332)	C	C	C	C	C	D	D	D	D	M		
	3,900pF (392)	C	C	C	C	C	D	D	D	D	M		
	4,700pF (472)	C	C	C	C	C	G	G					
	5,600pF (562)	C	C	C	C	C	G	G					
	6,800pF (682)	C	C	C	C	C	G	G					
	8,200pF (822)	C	C	C	C	C	G	G					
	0.010μF (103)	C	C	C	C	C	G	G					
	0.012μF (123)	D	D	D	D	D							
	0.015μF (153)	D	D	D	D	D							
	0.018μF (183)												
0.022μF (223)													
0.027μF (273)													
0.033μF (333)													
0.039μF (393)													
0.047μF (473)													

1. The letter in cell is expressed the symbol of product thickness.
2. For more information about products with special capacitance or other data, please contact WTC local representative.

Multilayer Ceramic Capacitors

NP0 Dielectric 1808 Size

DIELECTRIC		NP0					
SIZE		1808					
RATED VOLTAGE (VDC)		500	630	1000	1500	2000	3000
Capacitance	2.0pF (2R0)						
	2.2pF (2R2)	D	D	D	D	D	D
	2.7pF (2R7)	D	D	D	D	D	D
	3.3pF (3R3)	D	D	D	D	D	D
	3.9pF (3R9)	D	D	D	D	D	D
	4.7pF (4R7)	D	D	D	D	D	D
	5.6pF (5R6)	D	D	D	D	D	D
	6.8pF (6R8)	D	D	D	D	D	D
	8.2pF (8R2)	D	D	D	D	D	D
	10pF (100)	D	D	D	D	D	D
	12pF (120)	D	D	D	D	D	D
	15pF (150)	D	D	D	D	D	D
	18pF (180)	D	D	D	D	D	D
	22pF (220)	D	D	D	D	D	D
	27pF (270)	D	D	D	D	D	D
	33pF (330)	D	D	D	D	D	D
	39pF (390)	D	D	D	D	D	D
	47pF (470)	D	D	D	D	D	D
	56pF (560)	D	D	D	D	D	D
	68pF (680)	D	D	D	D	D	D
	82pF (820)	D	D	D	D	D	D
	100pF (101)	D	D	D	D	D	K
	120pF (121)	D	D	D	D	D	K
	150pF (151)	D	D	D	K	K	K
	180pF (181)	D	D	D	K	K	K
	220pF (221)	D	D	D	K	K	K
	270pF (271)	K	K	K	K	K	K
	330pF (331)	K	K	K	K	K	K
	390pF (391)	K	K	K	K	K	K
	470pF (471)	K	K	K	K	K	
	560pF (561)	K	K	K	K	K	
	680pF (681)	K	K	K	K	K	
820pF (821)	K	K	K	D	D		
1,000pF (102)	K	K	K	G	G		
1,200pF (122)	K	K	G				
1,500pF (152)	K	K	G				
1,800pF (182)	K	K	K				
2,200pF (222)	K	K	K				
2,700pF (272)	K	K					
3,300pF (332)	K	K					
3,900pF (392)							

1. The letter in cell is expressed the symbol of product thickness.
2. For more information about products with special capacitance or other data, please contact WTC local representative.

Multilayer Ceramic Capacitors

NP0 Dielectric 1812 Size

DIELECTRIC		NP0												
SIZE		1812												
RATED VOLTAGE (VDC)		10	16	25	50	100	200	250	500	630	1000	1500	2000	3000
Capacitance	10pF (100)	D	D	D	D	D	D	D	D	D	D	D	D	D
	12pF (120)	D	D	D	D	D	D	D	D	D	D	D	D	D
	15pF (150)	D	D	D	D	D	D	D	D	D	D	D	D	D
	18pF (180)	D	D	D	D	D	D	D	D	D	D	D	D	D
	22pF (220)	D	D	D	D	D	D	D	D	D	D	D	D	D
	27pF (270)	D	D	D	D	D	D	D	D	D	D	D	D	D
	33pF (330)	D	D	D	D	D	D	D	D	D	D	D	D	D
	39pF (390)	D	D	D	D	D	D	D	D	D	D	D	D	D
	47pF (470)	D	D	D	D	D	D	D	D	D	D	D	D	D
	56pF (560)	D	D	D	D	D	D	D	D	D	D	D	D	D
	68pF (680)	D	D	D	D	D	D	D	D	D	D	D	D	D
	82pF (820)	D	D	D	D	D	D	D	D	D	D	D	D	D
	100pF (101)	D	D	D	D	D	D	D	D	D	D	D	D	D
	120pF (121)	D	D	D	D	D	D	D	D	D	D	D	D	D
	150pF (151)	D	D	D	D	D	D	D	D	D	D	D	D	D
	180pF (181)	D	D	D	D	D	D	D	D	D	D	D	D	K
	220pF (221)	D	D	D	D	D	D	D	D	D	D	D	D	K
	270pF (271)	D	D	D	D	D	D	D	D	D	D	K	K	K
	330pF (331)	D	D	D	D	D	D	D	D	D	D	K	K	K
	390pF (391)	D	D	D	D	D	D	D	D	D	D	K	K	K
	470pF (471)	D	D	D	D	D	D	D	D	D	K	K	K	K
	560pF (561)	D	D	D	D	D	D	D	D	D	K	K	K	
	680pF (681)	D	D	D	D	D	D	D	D	D	K	K	K	
	820pF (821)	D	D	D	D	D	D	D	D	D	K	K	K	
	1,000pF (102)	D	D	D	D	D	D	D	D	D	K	K	K	
	1,200pF (122)	D	D	D	D	D	D	D	D	D	K			
	1,500pF (152)	D	D	D	D	D	D	D	D	D	K			
	1,800pF (182)	D	D	D	D	D	D	D	D	D	K			
	2,200pF (222)	D	D	D	D	D	D	D	D	D	K			
	2,700pF (272)	D	D	D	D	D	D	D	D	D	K			
	3,300pF (332)	D	D	D	D	D	D	D	D	D	K			
	3,900pF (392)	D	D	D	D	D	D	D	D	D	M			
	4,700pF (472)	D	D	D	D	D	D	D	D	D				
	5,600pF (562)	D	D	D	D	D	D	D	D	D				
	6,800pF (682)	D	D	D	D	D	D	D	D	D				
	8,200pF (822)	D	D	D	D	D	D	D	D	D				
	0.010μF (103)	D	D	D	D	D	D	D	D	D				
	0.012μF (123)	D	D	D	D	D	D	D	G	G				
	0.015μF (153)	D	D	D	D	D	D	D	G	G				
	0.018μF (183)	D	D	D	D	D	D	D	K	K				
0.022μF (223)	D	D	D	D	D	D	D	K	K					
0.027μF (273)	D	D	D	D	D	D	D							
0.033μF (333)	D	D	D	D	D	D	D							
0.039μF (393)														
0.047μF (473)														

1. The letter in cell is expressed the symbol of product thickness.
2. For more information about products with special capacitance or other data, please contact WTC local representative.

Multilayer Ceramic Capacitors

NP0 Dielectric 1825 to 2225 Sizes

DIELECTRIC	NP0																					
	SIZE	1825						2220						2225								
	RATED VOLTAGE (VDC)	100	200 250	500 630	1000	2000	3000	100	200 250	500	630	1000	2000	3000	100	200 250	500	630	1000	2000	3000	
Capacitance	10pF (100)	K	K	K	K	K	K	K	K	K	K	K	K	K	K	K	K	K	K	K	K	
	12pF (120)	K	K	K	K	K	K	K	K	K	K	K	K	K	K	K	K	K	K	K	K	K
	15pF (150)	K	K	K	K	K	K	K	K	K	K	K	K	K	K	K	K	K	K	K	K	K
	18pF (180)	K	K	K	K	K	K	K	K	K	K	K	K	K	K	K	K	K	K	K	K	K
	22pF (220)	K	K	K	K	K	K	K	K	K	K	K	K	K	K	K	K	K	K	K	K	K
	27pF (270)	K	K	K	K	K	K	K	K	K	K	K	K	K	K	K	K	K	K	K	K	K
	33pF (330)	K	K	K	K	K	K	K	K	K	K	K	K	K	K	K	K	K	K	K	K	K
	39pF (390)	K	K	K	K	K	K	K	K	K	K	K	K	K	K	K	K	K	K	K	K	K
	47pF (470)	K	K	K	K	K	K	K	K	K	K	K	K	K	K	K	K	K	K	K	K	K
	56pF (560)	K	K	K	K	K	K	K	K	K	K	K	K	K	K	K	K	K	K	K	K	K
	68pF (680)	K	K	K	K	K	K	K	K	K	K	K	K	K	K	K	K	K	K	K	K	K
	82pF (820)	K	K	K	K	K	K	K	K	K	K	K	K	K	K	K	K	K	K	K	K	K
	100pF (101)	K	K	K	K	K	K	K	K	K	K	K	K	K	K	K	K	K	K	K	K	K
	120pF (121)	K	K	K	K	K	K	K	K	K	K	K	K	K	K	K	K	K	K	K	K	K
	150pF (151)	K	K	K	K	K	K	K	K	K	K	K	K	K	K	K	K	K	K	K	K	K
	180pF (181)	K	K	K	K	K	K	K	K	K	K	K	K	K	K	K	K	K	K	K	K	K
	220pF (221)	K	K	K	K	K	K	K	K	K	K	K	K	K	K	K	K	K	K	K	K	K
	270pF (271)	K	K	K	K	K	K	K	K	K	K	K	K	K	K	K	K	K	K	K	K	K
	330pF (331)	K	K	K	K	K	K	K	K	K	K	K	K	K	M	K	K	K	K	K	K	K
	390pF (391)	K	K	K	K	K	K	K	K	K	K	K	K	M	K	K	K	K	K	K	K	K
	470pF (471)	K	K	K	K	K	K	K	K	K	K	K	M	K	K	K	K	K	K	K	K	K
	560pF (561)	K	K	K	K	K	K	K	K	K	K	M	K	K	K	K	K	K	K	K	K	K
	680pF (681)	K	K	K	K	K	M	K	K	K	K	M	K	K	K	K	K	K	K	K	K	K
	820pF (821)	K	K	K	K	K	M	K	K	K	K	M	K	K	K	K	K	K	K	M	M	M
	1,000pF (102)	K	K	K	K	K	M	K	K	K	K	M	K	K	K	K	K	K	K	M	M	M
	1,200pF (122)	K	K	K	K	K		K	K	K	K	M	M	M	K	K	K	K	K	M		
	1,500pF (152)	K	K	K	K	M		K	K	K	K	M	M	M	K	K	K	K	K	M		
	1,800pF (182)	K	K	K	K	M		K	K	K	K	M	M		K	K	K	K	K	M		
	2,200pF (222)	K	K	K	K	M		K	K	K	K	M	M		K	K	K	K	K	M		
	2,700pF (272)	K	K	K	K	M		K	K	K	K	M	M		K	K	K	K	K	M		
	3,300pF (332)	K	K	K	K	M		K	K	K	K	M	M		K	K	K	K	K	M		
	3,900pF (392)	K	K	K	M	M		K	K	K	K	M	M		K	K	K	K	K	M		
	4,700pF (472)	K	K	K	M	M		K	K	K	K	M	M		K	K	K	K	K	M		
	5,600pF (562)	K	K	K	M			K	K	K	K	M			K	K	K	K	M	M		
	6,800pF (682)	K	K	K	M			K	K	K	K	M			K	K	K	K	M	M		
	8,200pF (822)	K	K	K	M			K	K	K	K	M			K	K	K	K	M	M		
	0.010uF (103)	K	K	K	M			K	K	K	K	M			K	K	K	K	M	M		
	0.012uF (123)	K	K	K				K	K	K	K				K	K	K	K				
	0.015uF (153)	K	K	K				K	K	K	K				K	K	K	K				
	0.018uF (183)	K	K	K				K	K	K	K				K	K	K	K				
0.022uF (223)	K	K	K				K	K	K	K				K	K	K	K					
0.027uF (273)	K	K	K				K	K	K					K	K	K	K					
0.033uF (333)	K	K	K				K	K	K					K	K	K	K					
0.039uF (393)	K	K	M				K	K	M					K	K	K	K					
0.047uF (473)	K	K					K	M	M					K	K	K	K					
0.056uF (563)	K	M					K	M						K	M	M	M					
0.068uF (683)	K	M					K	M						K	M	M	M					
0.082uF (823)	M						M							K	M	M						
0.1uF (104)	M						M							M	M							
0.12uF (124)																						
0.15uF (154)																						
0.18uF (184)																						
0.22uF (224)																						
0.27uF (274)																						

1. The letter in cell is expressed the symbol of product thickness.
2. For more information about products with special capacitance or other data, please contact WTC local representative.

Multilayer Ceramic Capacitors

7-1. CAPACITANCE RANGE (X7R Dielectric)

0402, 0603 Sizes

DIELECTRIC		X7R											
SIZE		0402					0603						
RATED VOLTAGE (VDC)		10	16	25	50	100	10	16	25	50	100	200	250
Capacitance	100pF (101)	E	E	E	E	E	S	S	S	S	S	X	X
	120pF (121)	E	E	E	E	E	S	S	S	S	S	X	X
	150pF (151)	E	E	E	E	E	S	S	S	S	S	X	X
	180pF (181)	E	E	E	E	E	S	S	S	S	S	X	X
	220pF (221)	E	E	E	E	E	S	S	S	S	S	X	X
	270pF (271)	E	E	E	E	E	S	S	S	S	S	X	X
	330pF (331)	E	E	E	E	E	S	S	S	S	S	X	X
	390pF (391)	E	E	E	E	E	S	S	S	S	S	X	X
	470pF (471)	E	E	E	E	E	S	S	S	S	S	X	X
	560pF (561)	E	E	E	E	E	S	S	S	S	S	X	X
	680pF (681)	E	E	E	E	E	S	S	S	S	S	X	X
	820pF (821)	E	E	E	E	E	S	S	S	S	S	X	X
	1,000pF (102)	E	E	E	E	E	S	S	S	S	S	X	X
	1,200pF (122)	E	E	E	E	E	S	S	S	S	S	X	X
	1,500pF (152)	E	E	E	E	E	S	S	S	S	S	X	X
	1,800pF (182)	E	E	E	E	E	S	S	S	S	S	X	X
	2,200pF (222)	E	E	E	E	E	S	S	S	S	S	X	X
	2,700pF (272)	E	E	E	E	E	S	S	S	S	S	X	X
	3,300pF (332)	E	E	E	E	E	S	S	S	S	S	X	X
	3,900pF (392)	E	E	E	E	E	S	S	S	S	S	X	X
	4,700pF (472)	E	E	E	E	E	S	S	S	S	S	X	X
	5,600pF (562)	E	E	E	E	E	S	S	S	S	S	X	X
	6,800pF (682)	E	E	E	E	E	S	S	S	S	S	X	X
	8,200pF (822)	E	E	E	E	E	S	S	S	S	S	X	X
	0.010μF (103)	E	E	E	E	E	S	S	S	S	S	X	X
	0.012μF (123)	E	E	E	E	E	S	S	S	S	S	X	
	0.015μF (153)	E	E	E	E	E	S	S	S	S	S	X	
	0.018μF (183)	E	E	E	E	E	S	S	S	S	S	X	
	0.022μF (223)	E	E	E	E	E	S	S	S	S	S	X	
	0.027μF (273)	E	E	E	E	E	S	S	S	S	S	X	
	0.033μF (333)	E	E	E	E	E	S	S	S	X	X		
	0.039μF (393)	E	E	E	E	E	S	S	S	X	X		
	0.047μF (473)	E	E	E	E	E	S	S	S	X	X		
	0.056μF (563)	E	E	E	E	E	S	S	S	X	X		
	0.068μF (683)	E	E	E	E	E	S	S	S	X	X		
	0.082μF (823)	E	E	E	E	E	S	S	S	X	X		
	0.10μF (104)	E	E	E	E	E	S	S	S	X	X		
	0.12μF (124)						S	S	X				
	0.15μF (154)						S	S	X				
	0.18μF (184)						S	S	X				
	0.22μF (224)						S	S	X	X			
	0.27μF (274)						X	X	X				
	0.33μF (334)						X	X	X				
	0.39μF (394)						X	X	X				
	0.47μF (474)						X	X	X				
	0.56μF (564)						X	X					
	0.68μF (684)						X	X					
0.82μF (824)						X	X						
1.0μF (105)						X	X	X					
1.5μF (155)													
2.2μF (225)													
4.7μF (475)													

1. The letter in cell is expressed the symbol of product thickness.
2. For more information about products with special capacitance or other data, please contact WTC local representative.

X7R Dielectric 0805 Size

DIELECTRIC		X7R										
SIZE		0805										
RATED VOLTAGE (VDC)		10	16	25	50	100	200	250	500	630	1000	
Capacitance	100pF (101)	D	D	D	D	D	D	D	B	B	B	
	120pF (121)	D	D	D	D	D	D	D	B	B	B	
	150pF (151)	D	D	D	D	D	D	D	B	B	B	
	180pF (181)	D	D	D	D	D	D	D	B	B	B	
	220pF (221)	D	D	D	D	D	D	D	B	B	B	
	270pF (271)	D	D	D	D	D	D	D	B	B	B	
	330pF (331)	D	D	D	D	D	D	D	B	B	B	
	390pF (391)	D	D	D	D	D	D	D	B	B	B	
	470pF (471)	D	D	D	D	D	D	D	B	B	B	
	560pF (561)	D	D	D	D	D	D	D	B	B	B	
	680pF (681)	D	D	D	D	D	D	D	B	B	B	
	820pF (821)	D	D	D	D	D	D	D	B	B	B	
	1,000pF (102)	D	D	D	D	D	D	D	B	B	B	
	1,200pF (122)	D	D	D	D	D	D	D	D	B	B	B
	1,500pF (152)	D	D	D	D	D	D	D	D	B	B	D
	1,800pF (182)	D	D	D	D	D	D	D	D	B	B	D
	2,200pF (222)	D	D	D	D	D	D	D	D	B	B	D
	2,700pF (272)	D	D	D	D	D	D	D	D	B	B	
	3,300pF (332)	D	D	D	D	D	D	D	D	B	B	
	3,900pF (392)	D	D	D	D	D	D	D	D	B	B	
	4,700pF (472)	D	D	D	D	D	D	D	D	D	D	
	5,600pF (562)	D	D	D	D	D	D	D	D	D	D	
	6,800pF (682)	D	D	D	D	D	D	D	D	D	D	
	8,200pF (822)	D	D	D	D	D	D	D	D	D	D	
	0.010μF (103)	D	D	D	D	D	D	D	D	D	D	
	0.012μF (123)	D	D	D	D	D	D	D	D	D	D	
	0.015μF (153)	D	D	D	D	D	D	D	D	D	D	
	0.018μF (183)	D	D	D	D	D	D	D	D	D	D	
	0.022μF (223)	D	D	D	D	D	D	D	D	D	D	
	0.027μF (273)	D	D	D	D	D	D	D	D	D	D	
	0.033μF (333)	D	D	D	D	D	D	D	D	D	D	
	0.039μF (393)	D	D	D	D	D	D	D	D	D	D	
	0.047μF (473)	D	D	D	D	D	D	D	D	D	D	
	0.056μF (563)	D	D	D	D	D	D	D	D	D	D	
	0.068μF (683)	D	D	D	D	D	D	D	D	D	D	
	0.082μF (823)	D	D	D	D	D	D	D	D	D	D	
	0.10μF (104)	D	D	D	D	D	D	D	D	D	D	
	0.12μF (124)	D	D	D	D	D	I					
	0.15μF (154)	D	D	D	D	D	I					
	0.18μF (184)	D	D	D	D	D	I					
0.22μF (224)	D	D	D	D	D	I						
0.27μF (274)	I	I	I	I	I							
0.33μF (334)	I	I	I	I	I							
0.39μF (394)	I	I	I	I	I							
0.47μF (474)	I	I	I	I	I							
0.56μF (564)	I	I	I	I	I							
0.68μF (684)	I	I	I	I	I							
0.82μF (824)	I	I	I	I	I							
1.0μF (105)	I	I	I	I	I							
1.5μF (155)	I	I	I	I	I							
2.2μF (225)	I	I	I	I	I							
4.7μF (475)		I										
10μF (106)												

1. The letter in cell is expressed the symbol of product thickness.
2. For more information about products with special capacitance or other data, please contact WTC local representative.

Multilayer Ceramic Capacitors

Approval Sheet

X7R Dielectric 1206 Size

DIELECTRIC		X7R													
SIZE		1206													
RATED VOLTAGE (VDC)		10	16	25	50	100	200	250	400	450	500	630	1000	1500	2000
Capacitance	100pF (101)						D	D			D	D	D	D	D
	120pF (121)						D	D			D	D	D	D	D
	150pF (151)	D	D	D	D	D	D	D			D	D	D	D	D
	180pF (181)	D	D	D	D	D	D	D			D	D	D	D	D
	220pF (221)	D	D	D	D	D	D	D			D	D	D	D	D
	270pF (271)	D	D	D	D	D	D	D			D	D	D	D	D
	330pF (331)	D	D	D	D	D	D	D			D	D	D	D	D
	390pF (391)	D	D	D	D	D	D	D			D	D	D	D	D
	470pF (471)	D	D	D	D	D	D	D			D	D	D	D	D
	560pF (561)	D	D	D	D	D	D	D			D	D	D	D	D
	680pF (681)	D	D	D	D	D	D	D			D	D	D	D	D
	820pF (821)	D	D	D	D	D	D	D			D	D	D	G	G
	1,000pF (102)	D	D	D	D	D	D	D			D	D	D	G	G
	1,200pF (122)	D	D	D	D	D	D	D			D	D	D	G	G
	1,500pF (152)	D	D	D	D	D	D	D			D	D	D	G	G
	1,800pF (182)	D	D	D	D	D	D	D			D	D	D	G	G
	2,200pF (222)	D	D	D	D	D	D	D			D	D	D	G	G
	2,700pF (272)	D	D	D	D	D	D	D			D	D	D	G	G
	3,300pF (332)	D	D	D	D	D	D	D			D	D	D	G	G
	3,900pF (392)	D	D	D	D	D	D	D			D	D	D	G	
	4,700pF (472)	D	D	D	D	D	D	D			D	D	D	G	
	5,600pF (562)	D	D	D	D	D	D	D			D	D	D	G	
	6,800pF (682)	D	D	D	D	D	D	D			D	D	D	G	
	8,200pF (822)	D	D	D	D	D	D	D			D	D	D	G	
	0.010μF (103)	D	D	D	D	D	D	D			D	D	D	G	
	0.012μF (123)	D	D	D	D	D	D	D			D	D	G		
	0.015μF (153)	D	D	D	D	D	D	D			D	D	G		
	0.018μF (183)	D	D	D	D	D	D	D			D	D			
	0.022μF (223)	D	D	D	D	D	D	D			G	G			
	0.027μF (273)	D	D	D	D	D	D	D			G	G			
	0.033μF (333)	D	D	D	D	D	G	G			G	G			
	0.039μF (393)	D	D	D	D	D	G	G			G	G			
	0.047μF (473)	D	D	D	D	D	G	G			G	G			
	0.056μF (563)	D	D	D	D	D	G	G			G	G			
	0.068μF (683)	D	D	D	D	D	G	G	G	G					
	0.082μF (823)	D	D	D	D	D	G	G	G	G					
	0.10μF (104)	D	D	D	D	D	G	G	G	G					
	0.12μF (124)	D	D	D	D	D									
	0.15μF (154)	C	C	C	C	G									
	0.18μF (184)	C	C	C	C	G									
	0.22μF (224)	C	C	C	C	G									
	0.27μF (274)	C	C	C	D	G									
	0.33μF (334)	C	C	C	D	G									
	0.39μF (394)	C	C	J	P	G									
	0.47μF (474)	J	J	J	P	G									
	0.56μF (564)	J	J	J	P	P									
	0.68μF (684)	J	J	J	P	P									
0.82μF (824)	J	J	J	P	P										
1.0μF (105)	J	J	J	P	P										
1.5μF (155)	J	J	P												
2.2μF (225)	J	J	P	P											
3.3μF (335)	P	P	P												
4.7μF (475)	P	P	P												
10μF (106)	P	P	P												
22μF (226)	P														
47μF (476)															

1. The letter in cell is expressed the symbol of product thickness.
2. For more information about products with special capacitance or other data, please contact WTC local representative.

Multilayer Ceramic Capacitors

X7R Dielectric 1210 Size

DIELECTRIC		X7R															
SIZE		1210															
RATED VOLTAGE (VDC)		6.3	10	16	25	50	100	200	250	400	450	500	630	1000	1500	2000	
Capacitance	100pF (101)											D	D	D	D	D	
	120pF (121)											D	D	D	D	D	
	150pF (151)											D	D	D	D	D	
	180pF (181)											D	D	D	D	D	
	220pF (221)											D	D	D	D	D	
	270pF (271)											D	D	D	D	D	
	330pF (331)											D	D	D	D	D	
	390pF (391)											D	D	D	D	D	
	470pF (471)											D	D	D	D	D	
	560pF (561)											D	D	D	D	D	
	680pF (681)											D	D	D	D	D	
	820pF (821)											D	D	D	D	D	
	1,000pF (102)			C	C	C	C	C	C	C			D	D	D	D	D
	1,200pF (122)			C	C	C	C	C	C	C			D	D	D	M	M
	1,500pF (152)			C	C	C	C	C	C	C			D	D	D	M	M
	1,800pF (182)			C	C	C	C	C	C	C			D	D	D	M	M
	2,200pF (222)			C	C	C	C	C	C	C			D	D	D	M	M
	2,700pF (272)			C	C	C	C	C	C	C			D	D	D	M	M
	3,300pF (332)			C	C	C	C	C	C	C			D	D	D	M	M
	3,900pF (392)			C	C	C	C	C	C	C			D	D	G	M	M
	4,700pF (472)			C	C	C	C	C	C	C			D	D	G	M	M
	5,600pF (562)			C	C	C	C	C	C	C			D	D	G	M	M
	6,800pF (682)			C	C	C	C	C	C	C			D	D	G	M	M
	8,200pF (822)			C	C	C	C	C	C	C			D	D	G	M	M
	0.010μF (103)			C	C	C	C	C	C	C			D	D	G		
	0.012μF (123)			C	C	C	C	C	C	C			D	D	G		
	0.015μF (153)			C	C	C	C	C	C	C			D	D	G		
	0.018μF (183)			C	C	C	C	C	C	C			D	D	G		
	0.022μF (223)			C	C	C	C	C	C	C			D	D	G		
	0.027μF (273)			C	C	C	C	C	C	C			G	G	G		
	0.033μF (333)			C	C	C	C	C	C	C			G	G	G		
	0.039μF (393)			C	C	C	C	C	C	C			G	G	K		
	0.047μF (473)			C	C	C	C	C	D	D			G	G	M		
	0.056μF (563)			C	C	C	C	C	D	D			G	G			
	0.068μF (683)			C	C	C	C	C	G	G			K	K			
	0.082μF (823)			C	C	C	C	C	G	G			K	K			
	0.10μF (104)			C	C	C	C	C	G	G			K	K			
	0.12μF (124)			C	C	C	C	C	G	G	M	M					
	0.15μF (154)			C	C	C	C	D	M	M	M	M					
	0.18μF (184)			C	C	C	C	D	M	M	M	M					
	0.22μF (224)			C	C	C	C	D	M	M	M	M					
	0.27μF (274)			C	C	C	C	G	M	M	M	M					
	0.33μF (334)			C	C	C	D	G	M	M	M	M					
	0.39μF (394)			C	C	C	D	M	M	M							
	0.47μF (474)			C	C	C	D	M	M	M							
	0.56μF (564)			D	D	D	D	M	M	M							
	0.68μF (684)			D	D	D	D	K	M	M							
0.82μF (824)			D	D	D	D	K										
1.0μF (105)			D	D	D	D	K										
1.5μF (155)				K	G	M	M										
2.2μF (225)				K	G	M	M										
3.3μF (335)				K	G	M											
4.7μF (475)			K	K	K												
10μF (106)			K	K	M	M											
22μF (226)				M													
47μF (476)		M															

1. The letter in cell is expressed the symbol of product thickness.
2. For more information about products with special capacitance or other data, please contact WTC local representative.

Multilayer Ceramic Capacitors

Approval Sheet

X7R Dielectric 1808, 1812 Sizes

DIELECTRIC		X7R																			
SIZE		1808						1812													
RATED VOLTAGE (VDC)		500	630	1000	1500	2000	3000	10	16	25	50	100	200	250	500	630	1000	1500	2000	3000	
Capacitance	100pF (101)																				
	120pF (121)																				
	150pF (151)	D	D	D	D	D	D														
	180pF (181)	D	D	D	D	D	D														
	220pF (221)	D	D	D	D	D	D														
	270pF (271)	D	D	D	D	D	D						D	D	D	D	D	D	D	D	K
	330pF (331)	D	D	D	D	D	K						D	D	D	D	D	D	D	D	K
	390pF (391)	D	D	D	D	D	K						D	D	D	D	D	D	D	D	K
	470pF (471)	D	D	D	D	D	K						D	D	D	D	D	D	D	D	K
	560pF (561)	D	D	D	D	D	K						D	D	D	D	D	D	D	D	K
	680pF (681)	D	D	D	D	D	K						D	D	D	D	D	D	D	D	K
	820pF (821)	D	D	D	D	D	K						D	D	D	D	D	D	D	D	K
	1,000pF (102)	D	D	D	K	K	K	D	D	D	D	D	D	D	D	D	D	D	D	D	K
	1,200pF (122)	D	D	D	K	K	K	D	D	D	D	D	D	D	D	D	D	D	D	D	K
	1,500pF (152)	D	D	D	K	K	K	D	D	D	D	D	D	D	D	D	D	D	D	D	K
	1,800pF (182)	D	D	D	K	K	K	D	D	D	D	D	D	D	D	D	D	D	G	G	M
	2,200pF (222)	D	D	D	K	K		D	D	D	D	D	D	D	D	D	D	D	G	G	M
	2,700pF (272)	D	D	D	K	K		D	D	D	D	D	D	D	D	D	D	D	G	G	M
	3,300pF (332)	D	D	D	K	K		D	D	D	D	D	D	D	D	D	D	D	K	K	M
	3,900pF (392)	D	D	D	K	K		D	D	D	D	D	D	D	D	D	D	D	K	K	M
	4,700pF (472)	D	D	D	K	K		D	D	D	D	D	D	D	D	D	D	D	K	K	M
	5,600pF (562)	K	K	K	K	K		D	D	D	D	D	D	D	D	D	D	D	M	M	M
	6,800pF (682)	K	K	K	K	K		D	D	D	D	D	D	D	D	D	D	D	M	M	M
	8,200pF (822)	K	K	K				D	D	D	D	D	D	D	D	D	D	D	M	M	
	0.010μF (103)	K	K	K				D	D	D	D	D	D	D	D	D	D	D	M	M	
	0.012μF (123)	K	K	K				D	D	D	D	D	D	D	D	D	D	K			
	0.015μF (153)	K	K	K				D	D	D	D	D	D	D	D	D	D	K			
	0.018μF (183)	K	K	K				D	D	D	D	D	D	D	D	D	D	M			
	0.022μF (223)	K	K	K				D	D	D	D	D	D	D	D	D	D	M			
	0.027μF (273)	K	K	K				D	D	D	D	D	D	D	D	D	D	M			
	0.033μF (333)	K	K	K				D	D	D	D	D	D	D	D	D	D	M			
	0.039μF (393)	K	K	K				D	D	D	D	D	D	D	D	D	D	M			
	0.047μF (473)	K	K	K				D	D	D	D	D	D	D	D	D	D	M			
	0.056μF (563)	K	K	K				D	D	D	D	D	D	D	D	K	K	M			
	0.068μF (683)	K	K					D	D	D	D	D	D	D	D	K	K	M			
	0.082μF (823)	K	K					D	D	D	D	D	D	D	D	K	K	M			
	0.10μF (104)							D	D	D	D	D	D	D	D	K	K	M			
	0.12μF (124)							D	D	D	D	D	D	D	D	M	M				
	0.15μF (154)							D	D	D	D	D	K	K	M	M					
	0.18μF (184)							D	D	D	D	D	K	K	M	M					
0.22μF (224)							D	D	D	D	D	K	K	M	M						
0.27μF (274)							D	D	D	D	D	K	K	M							
0.33μF (334)							D	D	D	D	D	K	K	M							
0.39μF (394)							D	D	D	D	D	K	K	M							
0.47μF (474)							D	D	D	D	K	K	K	M							
0.56μF (564)							D	D	D	D	K	M	M								
0.68μF (684)							D	D	D	K	K	M	M								
0.82μF (824)							D	D	D	K	K	M	M								
1.0μF (105)							D	D	D	K	K	M	M								
1.5μF (155)												K									
2.2μF (225)											M	M									
3.3μF (335)																					
4.7μF (475)																					

1. The letter in cell is expressed the symbol of product thickness.
2. For more information about products with special capacitance or other data, please contact WTC local representative.

Multilayer Ceramic Capacitors

X7R Dielectric 1825 to 2225 Sizes

DIELECTRIC	X7R																					
	SIZE	1825						2220						2225								
	RATED VOLTAGE	250	500	630	1000	2000	3000	25	50	100	250	500	630	1000	2000	3000	500	630	1000	2000	3000	
Capacitance	1,000pF (102)	K	K	K	K	K	K	K	K	K	K	K	K	K	K	K	K	K	K	K	K	
	1,200pF (122)	K	K	K	K	K	K	K	K	K	K	K	K	K	K	K	K	K	K	K	K	K
	1,500pF (152)	K	K	K	K	K	K	K	K	K	K	K	K	K	K	K	K	K	K	K	K	K
	1,800pF (182)	K	K	K	K	K	K	K	K	K	K	K	K	K	K	K	K	K	K	K	K	K
	2,200pF (222)	K	K	K	K	K	K	K	K	K	K	K	K	K	K	K	K	K	K	K	K	K
	2,700pF (272)	K	K	K	K	K	K	K	K	K	K	K	K	K	K	K	K	K	K	K	K	K
	3,300pF (332)	K	K	K	K	K	K	K	K	K	K	K	K	K	K	K	K	K	K	K	K	K
	3,900pF (392)	K	K	K	K	K	K	K	K	K	K	K	K	K	K	K	K	K	K	K	K	K
	4,700pF (472)	K	K	K	K	K	K	K	K	K	K	K	K	K	K	K	K	K	K	K	K	K
	5,600pF (562)	K	K	K	K	K	M	K	K	K	K	K	K	K	K	K	K	K	K	K	K	M
	6,800pF (682)	K	K	K	K	K	M	K	K	K	K	K	K	K	K	M	K	K	K	K	K	M
	8,200pF (822)	K	K	K	K	K	M	K	K	K	K	K	K	K	M	M	K	K	K	K	K	M
	0.010μF (103)	K	K	K	K	K	M	K	K	K	K	K	K	K	M	M	K	K	K	K	K	M
	0.012μF (123)	K	K	K	K	M	U	K	K	K	K	K	K	K	M	U	K	K	K	K	M	M
	0.015μF (153)	K	K	K	K	M	U	K	K	K	K	K	K	K	M	U	K	K	K	K	M	M
	0.018μF (183)	K	K	K	K	M	U	K	K	K	K	K	K	K	U	U	K	K	K	M	U	
	0.022μF (223)	K	K	K	K	M		K	K	K	K	K	K	K	U		K	K	K	M		
	0.027μF (273)	K	K	K	K	U		K	K	K	K	K	K	K	U		K	K	K	M		
	0.033μF (333)	K	K	K	K	U		K	K	K	K	K	K	K	U		K	K	K	M		
	0.039μF (393)	K	K	K	K	U		K	K	K	K	K	K	K	U		K	K	K	U		
	0.047μF (473)	K	K	K	K	U		K	K	K	K	K	K	K	U		K	K	K	U		
	0.056μF (563)	K	K	K	K			K	K	K	K	K	K	K	U		K	K	K	U		
	0.068μF (683)	K	K	K	K			K	K	K	K	K	K	M			K	K	K			
	0.082μF (823)	K	K	K	M			K	K	K	K	K	M				K	K	K			
	0.10μF (104)	K	K	K	M			K	K	K	K	K	M				K	K	K			
	0.12μF (124)	K	K	K				K	K	K	K	K	M				K	K	U			
	0.15μF (154)	K	K	K				K	K	K	K	K	U				K	K	U			
	0.18μF (184)	K	K	K				K	K	K	K	K	U				K	K	U			
	0.22μF (224)	K	K	K				K	K	K	K	K	U				K	K	U			
	0.27μF (274)	K	K	K				K	K	K	K	K	U				K	K				
0.33μF (334)	K	K	K				K	K	K	K	K	U				K	K					
0.39μF (394)	K	K	K				K	K	K	K	K	U				K	K					
0.47μF (474)	K	K	K				K	K	K	K	K	U				K	K					
0.56μF (564)	K	M	M				K	K	K	M	M					K	K					
0.68μF (684)	K						K	K	K	M	M											
0.82μF (824)	K						K	K	K	U	U											
1.0μF (105)	K						K	K	K	U	U											
1.5μF (155)							K	K	K	M												
2.2μF (225)							K	K	K	M												
3.3μF (335)								K	K													
4.7μF (475)								K	M													
6.8μF (685)								M	U													
10μF (106)								U	U													

1. The letter in cell is expressed the symbol of product thickness.
2. For more information about products with special capacitance or other data, please contact WTC local representative.

Multilayer Ceramic Capacitors

7-2. CAPACITANCE RANGE (X5R Dielectric)

Dielectric	X5R																													
	Size		0402					0603					0805					1206			1210									
Rated Voltage (VDC)	6.3	10	16	25	6.3	10	16	25	50	6.3	10	16	25	50	6.3	10	16	25	50	6.3	10	16	25	50	6.3	10	16	25	50	
Capacitance	0.027µF (273)			E																										
	0.033µF (333)			E																										
	0.039µF (393)			E																										
	0.047µF (473)			E																										
	0.056µF (563)		E	E																										
	0.068µF (683)		E	E																										
	0.082µF (823)	E	E	E																										
	0.10µF (104)	E	E	E	E																									
	0.15µF (154)	E	E	E	E																									
	0.22µF (224)	E	E	E	E				X	X																				
	0.27µF (274)						X	X	X																					
	0.33µF (334)	E	E			X	X	X	X																					
	0.39µF (394)						X	X	X																					
	0.47µF (474)	E	E				X	X	X																					
	0.68µF (684)	E	E			X	X	X	X																					
	0.82µF (824)					X	X	X																						
	1.0µF (105)					X	X	X	X																					
	1.5µF (155)					X					I	I	I	I			J	J							K	K				
	2.2µF (225)					X	X	X			I	I	I	I			J	J	P						K	K				
	3.3µF (335)					X					I	I	I	I			P	P	P											
	4.7µF (475)					X										P	P	P	P						K	K	K			
	6.8µF (685)															P	P													
10µF (106)															P	P	P	P						K	K	K				
22µF (226)																														

1. The letter in cell is expressed the symbol of product thickness.
2. For more information about products with special capacitance or other data, please contact WTC local representative.

7-3. CAPACITANCE RANGE (Y5V Dielectric)


Dielectric	Y5V										
	Size		0402					0603			
Rated Voltage	6.3	10	16	25	50	10	16	25	50		
Capacitance	0.010µF (103)		E	E	E	E	S	S	S	S	
	0.015µF (153)		E	E	E	E	S	S	S	S	
	0.022µF (223)		E	E	E	E	S	S	S	S	
	0.033µF (333)		E	E	E	E	S	S	S	S	
	0.047µF (473)		E	E	E		S	S	S	S	
	0.068µF (683)		E	E	E		S	S	S	S	
	0.10µF (104)		E	E	E		S	S	S	S	
	0.15µF (154)			E			S	S	S	S	
	0.22µF (224)	E	E				S	S	S	S	
	0.33µF (334)	E	E				S	S	S		
	0.47µF (474)						S	S			
	0.68µF (684)						S	X			
	1.0µF (105)						S	X			
	2.2µF (225)						S				
	4.7µF (475)										

1. The letter in cell is expressed the symbol of product thickness.
2. For more information about products with special capacitance or other data, please contact WTC local representative.

8. PACKAGING STYLE AND QUANTITY

Size	Thickness (mm)/Symbol		Paper tape		Plastic tape	
			7" reel	13" reel	7" reel	13" reel
0402 (1005)	0.50±0.20	E	10k	-	-	-
0603 (1608)	0.80±0.07	S	4k	15k	-	-
	0.80±0.30	X	4k	15k	-	-
0805 (2012)	0.60±0.10	A	4k	15k	-	-
	0.80±0.10	B	4k	15k	-	-
	1.25±0.10	D	-	-	3k	10k
	1.25±0.30	I	-	-	3k	10k
1206 (3216)	0.80±0.10	B	4k	15k	-	-
	0.95±0.10	C	-	-	3k	10k
	1.15±0.15	J	-	-	3k	10k
	1.25±0.10	D	-	-	3k	10k
	1.60±0.20	G	-	-	2k	10k
	1.60±0.50	P	-	-	2k	9k
1210 (3225)	0.95±0.10	C	-	-	3k	10k
	1.25±0.10	D	-	-	3k	10k
	1.60±0.20	G	-	-	2k	-
	2.00±0.20	K	-	-	1k	6k
	2.50±0.50	M	-	-	1k	6k
1812 (4532)	1.25±0.10	D	-	-	1k	5k
	1.60±0.20	G	-	-	1k	-
	2.00±0.20	K	-	-	1k	-
	2.50±0.50	M	-	-	0.5k	3k
1825 (4563)	2.00±0.20	K	-	-	1k	-
2220 (5750)	2.50±0.30	M	-	-	0.5k	-
2225 (5763)	2.80±0.30	U	-	-	0.5k	-

Unit: pieces



Multilayer Ceramic Capacitors

9. RELIABILITY TEST CONDITIONS AND REQUIREMENTS

No.	Item	Test Condition	Requirements																																																																																						
1.	Visual and Mechanical	---	* No remarkable defect. * Dimensions to conform to individual specification sheet.																																																																																						
2.	Capacitance	Class I: (NP0) C ≤ 1000pF, 1.0±0.2Vrms · 1MHz±10% C > 1000pF, 1.0±0.2Vrms · 1KHz±10% Class II: (X7R, X7E, X6S, X5R, X7S, Y5V) C ≤ 10μF, 1.0±0.2Vrms · 1KHz±10% ** C > 10μF, 0.5±0.2Vrms · 120Hz±20%	* Shall not exceed the limits given in the detailed spec. NP0: Cap≥30pF, Q≥1000; Cap<30pF, Q≥400+20C X7R, X5R, X6S, X7S:																																																																																						
3.	Q/ D.F. (Dissipation Factor)	** Test condition: 0.5±0.2Vrms · 1KHz±10% X7R: 0805=106(6.3V), 0603/475(6.3V) X5R: 0201 ≥ 224 (6.3V, 10V, 16V) ^{#1} , 0402 ≥ 475 (6.3V, 16V), 0402 ≥ 225(10V), 0603=106 (6.3V, 10V), TT18X ≥ 475(10V), TT15X series X6S: 0201/474(4V), 0201 ≥ 104 (6.3V, 10V) ^{#1} , 0402 ≥ 225 (6.3V), 0402/475 (10V), 0603/106 (6.3V), X7S: 0402/225(6.3V) #1 Excluding X5R/0201/105(6.3V); 225(10V), X6S/0201/104(10V) (1.0±0.2Vrms · 1KHz±10%) *Before initial measurement (Class II only): To apply de-aging at 150°C for 1hr then set for 24±2 hrs at room temp.	Rated vol. D.F. ≤ Exception of D.F. ≤ <table border="1"> <tr> <td rowspan="3">≥ 100V</td> <td rowspan="3">≤ 2.5%</td> <td>≤ 3%</td> <td>1206 ≥ 0.47μF</td> </tr> <tr> <td>≤ 5%</td> <td>0805 > 0.1μF; 0603 ≥ 0.068μF; 1206 > 1μF; 1210 ≥ 2.2μF; TT series</td> </tr> <tr> <td>≤ 10%</td> <td>0805 > 0.22μF; 1210 ≥ 3.3μF</td> </tr> <tr> <td rowspan="3">50V</td> <td rowspan="3">≤ 2.5%</td> <td>≤ 3%</td> <td>0201(50V); 0603 ≥ 0.047μF; 0805 ≥ 0.18μF; 1206 ≥ 0.47μF</td> </tr> <tr> <td>≤ 5%</td> <td>0201 ≥ 0.01μF; 1210 ≥ 4.7μF</td> </tr> <tr> <td>≤ 10%</td> <td>0402 ≥ 0.012μF; 0603 > 0.1μF; 0805 ≥ 1μF(0805/X7R > 0.47μF); 1206 ≥ 2.2μF; 1210 ≥ 10μF; TT series</td> </tr> <tr> <td>35V</td> <td>≤ 3.5%</td> <td>≤ 10%</td> <td>0603 ≥ 1μF; 0805 ≥ 2.2μF; 1206 ≥ 2.2μF; 1210 ≥ 10μF</td> </tr> <tr> <td rowspan="3">25V</td> <td rowspan="3">≤ 3.5%</td> <td>≤ 5%</td> <td>0201 ≥ 0.01μF; 0805 ≥ 1μF; 1210 ≥ 10μF</td> </tr> <tr> <td>≤ 7%</td> <td>0603 ≥ 0.33μF</td> </tr> <tr> <td>≤ 10%</td> <td>0201 ≥ 0.1μF; 0402 ≥ 0.10μF & (0402/X7R ≥ 0.056μF); TT series; 0603 ≥ 0.47μF; 0805 ≥ 2.2μF; 1206 ≥ 4.7μF; 1210 ≥ 22μF</td> </tr> <tr> <td rowspan="3">16V</td> <td rowspan="3">≤ 3.5%</td> <td>≤ 5%</td> <td>0201 ≥ 0.01μF; 0402 ≥ 0.033μF; 0603 ≥ 0.15μF; 0805 ≥ 0.68μF; 1206 ≥ 2.2μF; 1210 ≥ 4.7μF</td> </tr> <tr> <td>≤ 10%</td> <td>0201 ≥ 0.1μF(0201/X7R ≥ 0.022μF); 0402 ≥ 0.22μF; TT series 0603 ≥ 0.68μF; 0805 ≥ 2.2μF; 1206 ≥ 4.7μF; 1210 ≥ 22μF</td> </tr> <tr> <td>≤ 15%</td> <td>0201 ≥ 0.012μF; 0402 ≥ 0.33μF(0402/X7R ≥ 0.22μF); TT series 0603 ≥ 0.33μF; 0805 ≥ 2.2μF; 1206 ≥ 2.2μF; 1210 ≥ 22μF; 01R5</td> </tr> <tr> <td>10V</td> <td>≤ 5%</td> <td>≤ 10%</td> <td>0201 ≥ 0.1μF; 0402 ≥ 1μF</td> </tr> <tr> <td rowspan="2">6.3V</td> <td rowspan="2">≤ 10%</td> <td>≤ 15%</td> <td>0201 ≥ 0.1μF; 0402 ≥ 1μF(0402/X6S ≥ 0.47μF); 0603 ≥ 10μF; 0805 ≥ 4.7μF; 1206 ≥ 47μF; 1210 ≥ 100μF; TT series</td> </tr> <tr> <td>≤ 20%</td> <td>0402 ≥ 2.2μF</td> </tr> <tr> <td>4V</td> <td>≤ 15%</td> <td>---</td> <td>---</td> </tr> </table> <table border="1"> <tr> <td rowspan="3">≥ 50V</td> <td rowspan="3">≤ 5%</td> <td>≤ 7%</td> <td>0603 ≥ 0.1μF; 0805 ≥ 0.47μF; 1206 ≥ 4.7μF; TT series</td> </tr> <tr> <td>≤ 12.5%</td> <td>1210 ≥ 6.8μF</td> </tr> <tr> <td>---</td> <td>---</td> </tr> <tr> <td>35V</td> <td>≤ 7%</td> <td>---</td> <td>---</td> </tr> <tr> <td rowspan="3">25V</td> <td rowspan="3">≤ 5%</td> <td>≤ 7%</td> <td>0402 ≥ 0.047μF; 0603 ≥ 0.1μF; 0805 ≥ 0.33μF; 1206 ≥ 1μF; 1210 ≥ 4.7μF</td> </tr> <tr> <td>≤ 9%</td> <td>0402 ≥ 0.068μF; 0603 ≥ 0.47μF; 1206 ≥ 4.7μF; 1210 ≥ 22μF; TT series</td> </tr> <tr> <td>≤ 9%</td> <td>0402 ≥ 0.068μF; 0603 ≥ 0.68μF</td> </tr> <tr> <td>16V (C < 1.0μF)</td> <td>≤ 7%</td> <td>≤ 12.5%</td> <td>0402 ≥ 0.22μF</td> </tr> <tr> <td>16V (C ≥ 1.0μF)</td> <td>≤ 9%</td> <td>≤ 12.5%</td> <td>0603 ≥ 2.2μF; 0805 ≥ 3.3μF; 1206 ≥ 10μF; 1210 ≥ 22μF; 1812 ≥ 47μF; TT series</td> </tr> <tr> <td>10V</td> <td>≤ 12.5%</td> <td>≤ 20%</td> <td>0402 ≥ 0.47μF</td> </tr> <tr> <td>6.3V</td> <td>≤ 20%</td> <td>---</td> <td>---</td> </tr> </table>	≥ 100V	≤ 2.5%	≤ 3%	1206 ≥ 0.47μF	≤ 5%	0805 > 0.1μF; 0603 ≥ 0.068μF; 1206 > 1μF; 1210 ≥ 2.2μF; TT series	≤ 10%	0805 > 0.22μF; 1210 ≥ 3.3μF	50V	≤ 2.5%	≤ 3%	0201(50V); 0603 ≥ 0.047μF; 0805 ≥ 0.18μF; 1206 ≥ 0.47μF	≤ 5%	0201 ≥ 0.01μF; 1210 ≥ 4.7μF	≤ 10%	0402 ≥ 0.012μF; 0603 > 0.1μF; 0805 ≥ 1μF(0805/X7R > 0.47μF); 1206 ≥ 2.2μF; 1210 ≥ 10μF; TT series	35V	≤ 3.5%	≤ 10%	0603 ≥ 1μF; 0805 ≥ 2.2μF; 1206 ≥ 2.2μF; 1210 ≥ 10μF	25V	≤ 3.5%	≤ 5%	0201 ≥ 0.01μF; 0805 ≥ 1μF; 1210 ≥ 10μF	≤ 7%	0603 ≥ 0.33μF	≤ 10%	0201 ≥ 0.1μF; 0402 ≥ 0.10μF & (0402/X7R ≥ 0.056μF); TT series; 0603 ≥ 0.47μF; 0805 ≥ 2.2μF; 1206 ≥ 4.7μF; 1210 ≥ 22μF	16V	≤ 3.5%	≤ 5%	0201 ≥ 0.01μF; 0402 ≥ 0.033μF; 0603 ≥ 0.15μF; 0805 ≥ 0.68μF; 1206 ≥ 2.2μF; 1210 ≥ 4.7μF	≤ 10%	0201 ≥ 0.1μF(0201/X7R ≥ 0.022μF); 0402 ≥ 0.22μF; TT series 0603 ≥ 0.68μF; 0805 ≥ 2.2μF; 1206 ≥ 4.7μF; 1210 ≥ 22μF	≤ 15%	0201 ≥ 0.012μF; 0402 ≥ 0.33μF(0402/X7R ≥ 0.22μF); TT series 0603 ≥ 0.33μF; 0805 ≥ 2.2μF; 1206 ≥ 2.2μF; 1210 ≥ 22μF; 01R5	10V	≤ 5%	≤ 10%	0201 ≥ 0.1μF; 0402 ≥ 1μF	6.3V	≤ 10%	≤ 15%	0201 ≥ 0.1μF; 0402 ≥ 1μF(0402/X6S ≥ 0.47μF); 0603 ≥ 10μF; 0805 ≥ 4.7μF; 1206 ≥ 47μF; 1210 ≥ 100μF; TT series	≤ 20%	0402 ≥ 2.2μF	4V	≤ 15%	---	---	≥ 50V	≤ 5%	≤ 7%	0603 ≥ 0.1μF; 0805 ≥ 0.47μF; 1206 ≥ 4.7μF; TT series	≤ 12.5%	1210 ≥ 6.8μF	---	---	35V	≤ 7%	---	---	25V	≤ 5%	≤ 7%	0402 ≥ 0.047μF; 0603 ≥ 0.1μF; 0805 ≥ 0.33μF; 1206 ≥ 1μF; 1210 ≥ 4.7μF	≤ 9%	0402 ≥ 0.068μF; 0603 ≥ 0.47μF; 1206 ≥ 4.7μF; 1210 ≥ 22μF; TT series	≤ 9%	0402 ≥ 0.068μF; 0603 ≥ 0.68μF	16V (C < 1.0μF)	≤ 7%	≤ 12.5%	0402 ≥ 0.22μF	16V (C ≥ 1.0μF)	≤ 9%	≤ 12.5%	0603 ≥ 2.2μF; 0805 ≥ 3.3μF; 1206 ≥ 10μF; 1210 ≥ 22μF; 1812 ≥ 47μF; TT series	10V	≤ 12.5%	≤ 20%	0402 ≥ 0.47μF	6.3V	≤ 20%	---	---
≥ 100V	≤ 2.5%	≤ 3%	1206 ≥ 0.47μF																																																																																						
		≤ 5%	0805 > 0.1μF; 0603 ≥ 0.068μF; 1206 > 1μF; 1210 ≥ 2.2μF; TT series																																																																																						
		≤ 10%	0805 > 0.22μF; 1210 ≥ 3.3μF																																																																																						
50V	≤ 2.5%	≤ 3%	0201(50V); 0603 ≥ 0.047μF; 0805 ≥ 0.18μF; 1206 ≥ 0.47μF																																																																																						
		≤ 5%	0201 ≥ 0.01μF; 1210 ≥ 4.7μF																																																																																						
		≤ 10%	0402 ≥ 0.012μF; 0603 > 0.1μF; 0805 ≥ 1μF(0805/X7R > 0.47μF); 1206 ≥ 2.2μF; 1210 ≥ 10μF; TT series																																																																																						
35V	≤ 3.5%	≤ 10%	0603 ≥ 1μF; 0805 ≥ 2.2μF; 1206 ≥ 2.2μF; 1210 ≥ 10μF																																																																																						
25V	≤ 3.5%	≤ 5%	0201 ≥ 0.01μF; 0805 ≥ 1μF; 1210 ≥ 10μF																																																																																						
		≤ 7%	0603 ≥ 0.33μF																																																																																						
		≤ 10%	0201 ≥ 0.1μF; 0402 ≥ 0.10μF & (0402/X7R ≥ 0.056μF); TT series; 0603 ≥ 0.47μF; 0805 ≥ 2.2μF; 1206 ≥ 4.7μF; 1210 ≥ 22μF																																																																																						
16V	≤ 3.5%	≤ 5%	0201 ≥ 0.01μF; 0402 ≥ 0.033μF; 0603 ≥ 0.15μF; 0805 ≥ 0.68μF; 1206 ≥ 2.2μF; 1210 ≥ 4.7μF																																																																																						
		≤ 10%	0201 ≥ 0.1μF(0201/X7R ≥ 0.022μF); 0402 ≥ 0.22μF; TT series 0603 ≥ 0.68μF; 0805 ≥ 2.2μF; 1206 ≥ 4.7μF; 1210 ≥ 22μF																																																																																						
		≤ 15%	0201 ≥ 0.012μF; 0402 ≥ 0.33μF(0402/X7R ≥ 0.22μF); TT series 0603 ≥ 0.33μF; 0805 ≥ 2.2μF; 1206 ≥ 2.2μF; 1210 ≥ 22μF; 01R5																																																																																						
10V	≤ 5%	≤ 10%	0201 ≥ 0.1μF; 0402 ≥ 1μF																																																																																						
6.3V	≤ 10%	≤ 15%	0201 ≥ 0.1μF; 0402 ≥ 1μF(0402/X6S ≥ 0.47μF); 0603 ≥ 10μF; 0805 ≥ 4.7μF; 1206 ≥ 47μF; 1210 ≥ 100μF; TT series																																																																																						
		≤ 20%	0402 ≥ 2.2μF																																																																																						
4V	≤ 15%	---	---																																																																																						
≥ 50V	≤ 5%	≤ 7%	0603 ≥ 0.1μF; 0805 ≥ 0.47μF; 1206 ≥ 4.7μF; TT series																																																																																						
		≤ 12.5%	1210 ≥ 6.8μF																																																																																						
		---	---																																																																																						
35V	≤ 7%	---	---																																																																																						
25V	≤ 5%	≤ 7%	0402 ≥ 0.047μF; 0603 ≥ 0.1μF; 0805 ≥ 0.33μF; 1206 ≥ 1μF; 1210 ≥ 4.7μF																																																																																						
		≤ 9%	0402 ≥ 0.068μF; 0603 ≥ 0.47μF; 1206 ≥ 4.7μF; 1210 ≥ 22μF; TT series																																																																																						
		≤ 9%	0402 ≥ 0.068μF; 0603 ≥ 0.68μF																																																																																						
16V (C < 1.0μF)	≤ 7%	≤ 12.5%	0402 ≥ 0.22μF																																																																																						
16V (C ≥ 1.0μF)	≤ 9%	≤ 12.5%	0603 ≥ 2.2μF; 0805 ≥ 3.3μF; 1206 ≥ 10μF; 1210 ≥ 22μF; 1812 ≥ 47μF; TT series																																																																																						
10V	≤ 12.5%	≤ 20%	0402 ≥ 0.47μF																																																																																						
6.3V	≤ 20%	---	---																																																																																						
4.	Dielectric Strength	*To apply voltage: ≤ 100V: 250% of rated voltage. 200V ~ 300V: 200% of rated voltage. 400V ~ 450V: 120% of rated voltage. 500V ~ 999V: 150% of rated voltage. 1000V ~ 3000V: 120% of rated voltage. 4000V: 110% of rated voltage. *Duration: 1 to 5 sec. *Charge & discharge current less than 50mA.	* No evidence of damage or flash over during test.																																																																																						

Multilayer Ceramic Capacitors

No.	Item	Test Condition	Requirements	
5.	Insulation Resistance	To apply rated voltage for MAX. 120sec.	10GΩ or $RxC \geq 500\Omega\text{-F}$ whichever is smaller. Class II (X7R, X7E, X5R, X6S, X7S, Y5V:)	
			Rated voltage	Insulation Resistance
			100V: All X7R	10GΩ or $RxC \geq 100\Omega\text{-F}$ whichever is smaller.
			50V: 0402 $\geq 0.01\mu\text{F}$; 0603 $\geq 1\mu\text{F}$; 0805 $\geq 1\mu\text{F}$; 1206 $\geq 4.7\mu\text{F}$; 1210 $\geq 4.7\mu\text{F}$	
			35V: 0805 $\geq 2.2\mu\text{F}$; 1206 $\geq 2.2\mu\text{F}$; 1210 $\geq 10\mu\text{F}$	
			25V: 0402 $\geq 1\mu\text{F}$; 0603 $\geq 2.2\mu\text{F}$; 0805 $\geq 2.2\mu\text{F}$; 1206 $\geq 10\mu\text{F}$; 1210 $\geq 10\mu\text{F}$	
			16V: 0201 $\geq 0.1\mu\text{F}$; 0402 $\geq 0.22\mu\text{F}$; 0603 $\geq 1\mu\text{F}$; 0805 $\geq 2.2\mu\text{F}$; 1206 $\geq 10\mu\text{F}$; 1210 $\geq 47\mu\text{F}$	
			10V: 0201 $\geq 47\text{nF}$; 0402 $\geq 0.47\mu\text{F}$; 0603 $\geq 0.47\mu\text{F}$; 0805 $\geq 2.2\mu\text{F}$; 1206 $\geq 4.7\mu\text{F}$; 1210 $\geq 47\mu\text{F}$	
			6.3V ; 4V ; TT series; Size ≥ 1812	
			Rated voltage	
All X6S items, All X7S items	$RxC \geq 50\Omega\text{-F}$.			
100V: 1210 $\geq 3.3\mu\text{F}$				
50V: 0402 $\geq 0.1\mu\text{F}$; 0603 $\geq 2.2\mu\text{F}$; 0805 $\geq 10\mu\text{F}$; 1206 $\geq 10\mu\text{F}$				
35V: 0603 $\geq 1\mu\text{F}$;				
25V: 0201 $\geq 0.1\mu\text{F}$; 0402 $\geq 2.2\mu\text{F}$; 0603 $\geq 10\mu\text{F}$; 0805 $\geq 10\mu\text{F}$; 1206 $\geq 22\mu\text{F}$				
16V: 0603 $\geq 10\mu\text{F}$; 0402 $\geq 1\mu\text{F}$; 0201 $\geq 0.22\mu\text{F}$				
10V: 0201 $\geq 0.1\mu\text{F}$; 0402 $\geq 1\mu\text{F}$; 0603 $\geq 10\mu\text{F}$; 0805 $\geq 47\mu\text{F}$; TT21 $\geq 4.7\mu\text{F}$				
6.3V: 0201 $\geq 0.1\mu\text{F}$; 0402 $\geq 1\mu\text{F}$; 0603 $\geq 4.7\mu\text{F}$; 0805 $\geq 47\mu\text{F}$; 1206 $\geq 10\mu\text{F}$;				
4V: 0603 $\geq 22\mu\text{F}$; 0805 $\geq 47\mu\text{F}$; 1206 $\geq 100\mu\text{F}$				
Rated voltage: 200~630V	To apply rated voltage (500V max.) for 60 sec.	$\geq 10G\Omega$ or $RxC \geq 100\Omega\text{-F}$ whichever is smaller		
Rated voltage: >630V	To apply 500V for 60 sec.			



Multilayer Ceramic Capacitors

No.	Item	Test Condition	Requirements																																																								
6.	Temperature Coefficient	<p>With no electrical load.</p> <table border="1"> <thead> <tr> <th>T.C.</th> <th>Operating Temp</th> </tr> </thead> <tbody> <tr> <td>NPO</td> <td>-55~125°C at 25°C</td> </tr> <tr> <td>X7R</td> <td>-55~125°C at 25°C</td> </tr> <tr> <td>X7S</td> <td>-55 ~ 125°C at 25°C</td> </tr> <tr> <td>X5R</td> <td>-55~ 85°C at 25°C</td> </tr> <tr> <td>X6S</td> <td>-55~105°C at 25°C</td> </tr> <tr> <td>Y5V</td> <td>-25~ 85°C at 20°C</td> </tr> </tbody> </table> <p>*Before initial measurement (Class II only): To apply de-aging at 150°C for 1hr then set for 24± 2 hrs at room temp.</p> <p>* Measurement voltage for Class II:</p> <table border="1"> <thead> <tr> <th>01005</th> <th>0201</th> </tr> </thead> <tbody> <tr> <td>Cap≤0.01μF: 0.5V</td> <td>Cap<0.1μF:1V</td> </tr> <tr> <td>Cap>0.01μF: 0.2V</td> <td>0.1μF*≤Cap<1μF: 0.2V</td> </tr> <tr> <td></td> <td>Cap≥1μF: 0.1V</td> </tr> <tr> <td></td> <td>*0201X104/16V: 0.5V</td> </tr> </tbody> </table> <table border="1"> <thead> <tr> <th>0402</th> <th>0603</th> </tr> </thead> <tbody> <tr> <td>Cap<1μF: 1V</td> <td>Cap≤1μF: 1V</td> </tr> <tr> <td>Cap=1μF: 0.5V</td> <td>1μF<Cap≤4.7μF: 0.5V</td> </tr> <tr> <td>1μF<Cap<10μF: 0.2V</td> <td>Cap>4.7μF: 0.2V</td> </tr> <tr> <td>Cap≥10μF: 0.1V</td> <td></td> </tr> </tbody> </table> <table border="1"> <thead> <tr> <th>0805</th> <th>1206/1210</th> </tr> </thead> <tbody> <tr> <td>Cap<10μF: 1V</td> <td>Cap≤10μF: 1V</td> </tr> <tr> <td>Cap=10μF: 0.5V</td> <td>10μF<Cap≤100μF: 0.5V</td> </tr> <tr> <td>Cap>10μF: 0.2V</td> <td>Cap>100μF: 0.2V</td> </tr> </tbody> </table>	T.C.	Operating Temp	NPO	-55~125°C at 25°C	X7R	-55~125°C at 25°C	X7S	-55 ~ 125°C at 25°C	X5R	-55~ 85°C at 25°C	X6S	-55~105°C at 25°C	Y5V	-25~ 85°C at 20°C	01005	0201	Cap≤0.01μF: 0.5V	Cap<0.1μF:1V	Cap>0.01μF: 0.2V	0.1μF*≤Cap<1μF: 0.2V		Cap≥1μF: 0.1V		*0201X104/16V: 0.5V	0402	0603	Cap<1μF: 1V	Cap≤1μF: 1V	Cap=1μF: 0.5V	1μF<Cap≤4.7μF: 0.5V	1μF<Cap<10μF: 0.2V	Cap>4.7μF: 0.2V	Cap≥10μF: 0.1V		0805	1206/1210	Cap<10μF: 1V	Cap≤10μF: 1V	Cap=10μF: 0.5V	10μF<Cap≤100μF: 0.5V	Cap>10μF: 0.2V	Cap>100μF: 0.2V	<table border="1"> <thead> <tr> <th>T.C.</th> <th>Capacitance Change</th> </tr> </thead> <tbody> <tr> <td>NPO</td> <td>Within ±30ppm/°C</td> </tr> <tr> <td>X7R</td> <td>Within ±15%</td> </tr> <tr> <td>X7S</td> <td>Within ±22%</td> </tr> <tr> <td>X5R</td> <td>Within ±15%</td> </tr> <tr> <td>X6S</td> <td>Within ±22%</td> </tr> <tr> <td>Y5V</td> <td>Within +30%/-80%</td> </tr> </tbody> </table>	T.C.	Capacitance Change	NPO	Within ±30ppm/°C	X7R	Within ±15%	X7S	Within ±22%	X5R	Within ±15%	X6S	Within ±22%	Y5V	Within +30%/-80%
T.C.	Operating Temp																																																										
NPO	-55~125°C at 25°C																																																										
X7R	-55~125°C at 25°C																																																										
X7S	-55 ~ 125°C at 25°C																																																										
X5R	-55~ 85°C at 25°C																																																										
X6S	-55~105°C at 25°C																																																										
Y5V	-25~ 85°C at 20°C																																																										
01005	0201																																																										
Cap≤0.01μF: 0.5V	Cap<0.1μF:1V																																																										
Cap>0.01μF: 0.2V	0.1μF*≤Cap<1μF: 0.2V																																																										
	Cap≥1μF: 0.1V																																																										
	*0201X104/16V: 0.5V																																																										
0402	0603																																																										
Cap<1μF: 1V	Cap≤1μF: 1V																																																										
Cap=1μF: 0.5V	1μF<Cap≤4.7μF: 0.5V																																																										
1μF<Cap<10μF: 0.2V	Cap>4.7μF: 0.2V																																																										
Cap≥10μF: 0.1V																																																											
0805	1206/1210																																																										
Cap<10μF: 1V	Cap≤10μF: 1V																																																										
Cap=10μF: 0.5V	10μF<Cap≤100μF: 0.5V																																																										
Cap>10μF: 0.2V	Cap>100μF: 0.2V																																																										
T.C.	Capacitance Change																																																										
NPO	Within ±30ppm/°C																																																										
X7R	Within ±15%																																																										
X7S	Within ±22%																																																										
X5R	Within ±15%																																																										
X6S	Within ±22%																																																										
Y5V	Within +30%/-80%																																																										
7.	Adhesive Strength of Termination	<p>* Pressurizing force : 2N (0201) and 5N (≤0603) and 10N (>0603)</p> <p>* Test time: 10±1 sec.</p>	<p>* No remarkable damage or removal of the terminations.</p>																																																								
8.	Vibration Resistance	<p>* Vibration frequency: 10~55 Hz/min.</p> <p>* Total amplitude: 1.5mm</p> <p>* Test time: 6 hrs. (Two hrs each in three mutually perpendicular directions.)</p> <p>*Before initial measurement (Class II only): To apply de-aging at 150°C for 1hr then set for 24± 2 hrs at room temp.</p> <p>*Cap./DF(Q) Measurement to be made after de-aging at 150°C for 1hr then set for 24±2 hrs at room temp.</p>	<p>* No remarkable damage.</p> <p>* Cap change and Q/D.F.: To meet initial spec.</p>																																																								
9.	Solderability	<p>* Solder temperature: 235±5°C</p> <p>* Dipping time: 2±0.5 sec.</p>	<p>* 75% min. coverage of all metalized area.</p>																																																								
10.	Bending Test	<p>* The middle part of substrate shall be pressurized by means of the pressurizing rod at a rate of about 1 mm per second until the deflection becomes 5 mm and then the pressure shall be maintained for 5±1 sec.</p> <p>*Before initial measurement (Class II only): To apply de-aging at 150°C for 1hr then set for 24± 2 hrs at room temp.</p> <p>* Measurement to be made after keeping at room temp. for 24±2 hrs.</p>	<p>* No remarkable damage.</p> <p>* Cap change :</p> <p>NPO: within ±5% or 0.5pF whichever is larger</p> <p>X7R, X5R, X6S, X7S: within ±12.5%</p> <p>Y5V: within ±30%</p> <p>(This capacitance change means the change of capacitance under specified flexure of substrate from the capacitance measured before the test.)</p>																																																								
11.	Resistance to Soldering Heat	<p>* Solder temperature: 260±5°C</p> <p>* Dipping time: 10±1 sec</p> <p>* Preheating: 120 to 150°C for 1 minute before immerse the capacitor in a eutectic solder.</p> <p>*Before initial measurement (Class II only): To apply de-aging at 150°C for 1hr then set for 24±2 hrs at room temp.</p> <p>*Cap. / DF(Q) / I.R. Measurement to be made after de-aging at 150°C for 1hr then set for 24±2 hrs at room temp.</p>	<p>* No remarkable damage.</p> <p>* Cap change:</p> <p>NPO: within ±2.5% or 0.25pF whichever is larger</p> <p>X7R, X5R, X6S, X7S: within ±7.5%</p> <p>Y5V: within ±20%</p> <p>* Q/D.F., I.R. and dielectric strength: To meet initial requirements.</p> <p>* 25% max. leaching on each edge.</p>																																																								
12.	Temperature Cycle	<p>* Conduct the five cycles according to the temperatures and time.</p> <table border="1"> <thead> <tr> <th>Step</th> <th>Temp. (°C)</th> <th>Time (min.)</th> </tr> </thead> <tbody> <tr> <td>1</td> <td>Min. operating temp. +0/-3</td> <td>30±3</td> </tr> <tr> <td>2</td> <td>Room temp.</td> <td>2-3</td> </tr> <tr> <td>3</td> <td>Max. operating temp. +3/-0</td> <td>30±3</td> </tr> <tr> <td>4</td> <td>Room temp.</td> <td>2-3</td> </tr> </tbody> </table> <p>*Before initial measurement (Class II only): To apply de-aging at 150°C for 1hr then set for 24±2 hrs at room temp.</p> <p>* Cap. / DF(Q) / I.R. Measurement to be made after de-aging at 150°C for 1hr then set for 24±2 hrs at room temp.</p>	Step	Temp. (°C)	Time (min.)	1	Min. operating temp. +0/-3	30±3	2	Room temp.	2-3	3	Max. operating temp. +3/-0	30±3	4	Room temp.	2-3	<p>* No remarkable damage.</p> <p>* Cap change :</p> <p>NPO: within ±2.5% or 0.25pF whichever is larger</p> <p>X7R, X5R, X6S, X7S: within ±7.5%</p> <p>Y5V: within ±20%</p> <p>* Q/D.F., I.R. and dielectric strength: To meet initial requirements.</p>																																									
Step	Temp. (°C)	Time (min.)																																																									
1	Min. operating temp. +0/-3	30±3																																																									
2	Room temp.	2-3																																																									
3	Max. operating temp. +3/-0	30±3																																																									
4	Room temp.	2-3																																																									

Multilayer Ceramic Capacitors

No.	Item	Test Condition	Requirements																																																																										
13.	Humidity (Damp Heat) Steady State	*Test temp.: 40±2°C *Humidity: 90~95%RH *Test time: 500+24/-0hrs. *Before initial measurement (Class II only): To apply de-aging at 150°C for 1hr then set for 24±2 hrs at room temp. * Cap. / DF(Q) / I.R. Measurement to be made after de-aging at 150°C for 1hr then set for 24±2 hrs at room temp.	* No remarkable damage. * Cap change: NP0: within ±5% or 0.5pF whichever is larger X7R, X5R, X6S, X7S: ≥10V**, within ±12.5%; ≤6.3V within ±25%; TT series & C≥ 1uF, within ±25% **10V: 0603 ≥ 4.7µF; 0402 ≥ 1µF; 0201 ≥ 0.1µF, within ±25%; Y5V: ≥10V, within ±30%; ≤6.3V, within +30/-40% * Q/D.F. value: NP0: More than 30pF Q≥350, 10pF≤C≤30pF, Q≥275+2.5C Less than 10pF Q≥200+10C X7R, X5R, X6S, X7S: <table border="1"> <thead> <tr> <th>Rated vol.</th> <th>D.F. ≤</th> <th>Exception of D.F. ≤</th> </tr> </thead> <tbody> <tr> <td rowspan="3">≥ 100V</td> <td rowspan="3">≤ 3%</td> <td>≤ 6% 1206 ≥ 0.47µF</td> </tr> <tr> <td>≤ 7.5% 0805 > 0.1µF, 0603 ≥ 0.068µF, 1206 > 1µF; 1210 ≥ 2.2µF; TT series</td> </tr> <tr> <td>≤ 20% 0805 ≥ 0.22µF; 1210 ≥ 3.3µF</td> </tr> <tr> <td rowspan="3">50V</td> <td rowspan="3">≤ 3%</td> <td>≤ 6% 0201(50V); 0603 ≥ 0.047µF; 0805 ≥ 0.18µF; 1206 ≥ 0.47µF</td> </tr> <tr> <td>≤ 10% 0201 ≥ 0.01µF; 1210 ≥ 4.7µF</td> </tr> <tr> <td>≤ 20% 0402 ≥ 0.012µF; 0603 > 0.1µF; 0805 ≥ 1µF (0805/X7R > 0.47µF); 1206 ≥ 2.2µF; 1210 ≥ 10µF; TT series</td> </tr> <tr> <td>35V</td> <td>≤ 5%</td> <td>≤ 20% 0603 ≥ 1µF; 0805 ≥ 2.2µF; 1206 ≥ 2.2µF; 1210 ≥ 10µF</td> </tr> <tr> <td rowspan="3">25V</td> <td rowspan="3">≤ 5%</td> <td>≤ 10% 0201 ≥ 0.01µF; 0805 ≥ 1µF; 1210 ≥ 10µF</td> </tr> <tr> <td>≤ 14% 0603 ≥ 0.33µF</td> </tr> <tr> <td>≤ 15% 0201 ≥ 0.1µF; 0402 ≥ 0.10µF & (0402/X7R ≥ 0.056µF); TT series 0603 ≥ 0.47µF; 0805 ≥ 2.2µF; 1206 ≥ 4.7µF; 1210 ≥ 22µF</td> </tr> <tr> <td rowspan="2">16V</td> <td rowspan="2">≤ 5%</td> <td>≤ 10% 0603 ≥ 0.15µF; 0805 ≥ 0.68µF; 1206 ≥ 2.2µF; 1210 ≥ 4.7µF</td> </tr> <tr> <td>≤ 15% 0201 ≥ 0.01µF (0201/X7R ≥ 0.022µF); 0402 ≥ 0.033µF; 0603 ≥ 0.68µF; 0805 ≥ 2.2µF; 1206 ≥ 4.7µF; 1210 ≥ 22µF; TT series</td> </tr> <tr> <td>10V</td> <td>≤ 7.5%</td> <td>≤ 15% 0201 ≥ 0.012µF; 0402 ≥ 0.33µF (0402/X7R ≥ 0.22µF); 0603 ≥ 0.33µF; 0805 ≥ 2.2µF; 1206 ≥ 2.2µF; 1210 ≥ 22µF</td> </tr> <tr> <td rowspan="2">6.3V</td> <td rowspan="2">≤ 15%</td> <td>≤ 20% 0201 ≥ 0.1µF; 0402 ≥ 1µF; TT series; 01R5</td> </tr> <tr> <td>≤ 30% 0201 ≥ 0.1µF; 0402 ≥ 1µF (0402/X6S ≥ 0.47µF); 0603 ≥ 10µF; 0805 ≥ 4.7µF; 1206 ≥ 4.7µF; 1210 ≥ 100µF; TT series</td> </tr> <tr> <td>4V</td> <td>≤ 20%</td> <td>---</td> </tr> </tbody> </table> Y5V: <table border="1"> <thead> <tr> <th>Rated vol.</th> <th>D.F. ≤</th> <th>Exception of D.F. ≤</th> </tr> </thead> <tbody> <tr> <td rowspan="2">≥ 50V</td> <td rowspan="2">≤ 7.5%</td> <td>≤ 10% 0603 ≥ 0.1µF; 0805 ≥ 0.47µF;</td> </tr> <tr> <td>≤ 20% 1206 ≥ 4.7µF</td> </tr> <tr> <td>35V</td> <td>≤ 10%</td> <td>---</td> </tr> <tr> <td rowspan="3">25V</td> <td rowspan="3">≤ 7.5%</td> <td>≤ 10% 0402 ≥ 0.047µF; 0603 ≥ 0.1µF;</td> </tr> <tr> <td>0805 ≥ 0.33µF; 1206 ≥ 1µF; 1210 ≥ 4.7µF</td> </tr> <tr> <td>≤ 15% 0402 ≥ 0.068µF; 0603 ≥ 0.47µF;</td> </tr> <tr> <td rowspan="2">16V (C < 1.0µF)</td> <td rowspan="2">≤ 10%</td> <td>≤ 12.5% 0402 ≥ 0.068µF; 0603 ≥ 0.68µF</td> </tr> <tr> <td>≤ 20% 0402 ≥ 0.22µF</td> </tr> <tr> <td>16V (C ≥ 1.0µF)</td> <td>≤ 12.5%</td> <td>≤ 20% 0603 ≥ 2.2µF; 0805 ≥ 3.3µF;</td> </tr> <tr> <td rowspan="2">10V</td> <td rowspan="2">≤ 20%</td> <td>≤ 30% 1206 ≥ 10µF; 1210 ≥ 22µF; 1812 ≥ 47µF;</td> </tr> <tr> <td>0402 ≥ 0.47µF</td> </tr> <tr> <td>6.3V</td> <td>≤ 30%</td> <td>---</td> </tr> </tbody> </table> *I.R.: ≥10V, 1GΩ or 50 Ω-F whichever is smaller. Class II (X7R, X5R, X6S, X7S, Y5V) <table border="1"> <thead> <tr> <th>Rated voltage</th> <th>Insulation Resistance</th> </tr> </thead> <tbody> <tr> <td>100V: All X7R; 1210 ≥ 3.3µF</td> <td rowspan="7">1GΩ or RxC ≥ 10 Ω-F whichever is smaller.</td> </tr> <tr> <td>50V: 0402 > 0.01µF; 0603 ≥ 1µF; 0805 ≥ 1µF; 1206 ≥ 4.7µF; 1210 ≥ 4.7µF</td> </tr> <tr> <td>35V: 0603 ≥ 1µF; 0805 ≥ 2.2µF; 1206 ≥ 2.2µF; 1210 ≥ 10µF</td> </tr> <tr> <td>25V: 0201 ≥ 0.1µF; 0402 ≥ 0.22µF; 0603 ≥ 2.2µF; 0805 ≥ 2.2µF; 1206 ≥ 10µF; 1210 ≥ 10µF</td> </tr> <tr> <td>16V: 0201 ≥ 0.1µF; 0402 ≥ 0.22µF; 0603 ≥ 1µF; 0805 ≥ 2.2µF; 1206 ≥ 10µF; 1210 ≥ 47µF</td> </tr> <tr> <td>10V: 0201 ≥ 47nF; 0402 ≥ 0.47µF; 0603 ≥ 0.47µF; 0805 ≥ 2.2µF; 1206 ≥ 4.7µF; 1210 ≥ 47µF</td> </tr> <tr> <td>6.3V ; 4V ; TT series ; All X6S/X7S items; Size ≥ 1812</td> </tr> </tbody> </table>	Rated vol.	D.F. ≤	Exception of D.F. ≤	≥ 100V	≤ 3%	≤ 6% 1206 ≥ 0.47µF	≤ 7.5% 0805 > 0.1µF, 0603 ≥ 0.068µF, 1206 > 1µF; 1210 ≥ 2.2µF; TT series	≤ 20% 0805 ≥ 0.22µF; 1210 ≥ 3.3µF	50V	≤ 3%	≤ 6% 0201(50V); 0603 ≥ 0.047µF; 0805 ≥ 0.18µF; 1206 ≥ 0.47µF	≤ 10% 0201 ≥ 0.01µF; 1210 ≥ 4.7µF	≤ 20% 0402 ≥ 0.012µF; 0603 > 0.1µF; 0805 ≥ 1µF (0805/X7R > 0.47µF); 1206 ≥ 2.2µF; 1210 ≥ 10µF; TT series	35V	≤ 5%	≤ 20% 0603 ≥ 1µF; 0805 ≥ 2.2µF; 1206 ≥ 2.2µF; 1210 ≥ 10µF	25V	≤ 5%	≤ 10% 0201 ≥ 0.01µF; 0805 ≥ 1µF; 1210 ≥ 10µF	≤ 14% 0603 ≥ 0.33µF	≤ 15% 0201 ≥ 0.1µF; 0402 ≥ 0.10µF & (0402/X7R ≥ 0.056µF); TT series 0603 ≥ 0.47µF; 0805 ≥ 2.2µF; 1206 ≥ 4.7µF; 1210 ≥ 22µF	16V	≤ 5%	≤ 10% 0603 ≥ 0.15µF; 0805 ≥ 0.68µF; 1206 ≥ 2.2µF; 1210 ≥ 4.7µF	≤ 15% 0201 ≥ 0.01µF (0201/X7R ≥ 0.022µF); 0402 ≥ 0.033µF; 0603 ≥ 0.68µF; 0805 ≥ 2.2µF; 1206 ≥ 4.7µF; 1210 ≥ 22µF; TT series	10V	≤ 7.5%	≤ 15% 0201 ≥ 0.012µF; 0402 ≥ 0.33µF (0402/X7R ≥ 0.22µF); 0603 ≥ 0.33µF; 0805 ≥ 2.2µF; 1206 ≥ 2.2µF; 1210 ≥ 22µF	6.3V	≤ 15%	≤ 20% 0201 ≥ 0.1µF; 0402 ≥ 1µF; TT series; 01R5	≤ 30% 0201 ≥ 0.1µF; 0402 ≥ 1µF (0402/X6S ≥ 0.47µF); 0603 ≥ 10µF; 0805 ≥ 4.7µF; 1206 ≥ 4.7µF; 1210 ≥ 100µF; TT series	4V	≤ 20%	---	Rated vol.	D.F. ≤	Exception of D.F. ≤	≥ 50V	≤ 7.5%	≤ 10% 0603 ≥ 0.1µF; 0805 ≥ 0.47µF;	≤ 20% 1206 ≥ 4.7µF	35V	≤ 10%	---	25V	≤ 7.5%	≤ 10% 0402 ≥ 0.047µF; 0603 ≥ 0.1µF;	0805 ≥ 0.33µF; 1206 ≥ 1µF; 1210 ≥ 4.7µF	≤ 15% 0402 ≥ 0.068µF; 0603 ≥ 0.47µF;	16V (C < 1.0µF)	≤ 10%	≤ 12.5% 0402 ≥ 0.068µF; 0603 ≥ 0.68µF	≤ 20% 0402 ≥ 0.22µF	16V (C ≥ 1.0µF)	≤ 12.5%	≤ 20% 0603 ≥ 2.2µF; 0805 ≥ 3.3µF;	10V	≤ 20%	≤ 30% 1206 ≥ 10µF; 1210 ≥ 22µF; 1812 ≥ 47µF;	0402 ≥ 0.47µF	6.3V	≤ 30%	---	Rated voltage	Insulation Resistance	100V: All X7R; 1210 ≥ 3.3µF	1GΩ or RxC ≥ 10 Ω-F whichever is smaller.	50V: 0402 > 0.01µF; 0603 ≥ 1µF; 0805 ≥ 1µF; 1206 ≥ 4.7µF; 1210 ≥ 4.7µF	35V: 0603 ≥ 1µF; 0805 ≥ 2.2µF; 1206 ≥ 2.2µF; 1210 ≥ 10µF	25V: 0201 ≥ 0.1µF; 0402 ≥ 0.22µF; 0603 ≥ 2.2µF; 0805 ≥ 2.2µF; 1206 ≥ 10µF; 1210 ≥ 10µF	16V: 0201 ≥ 0.1µF; 0402 ≥ 0.22µF; 0603 ≥ 1µF; 0805 ≥ 2.2µF; 1206 ≥ 10µF; 1210 ≥ 47µF	10V: 0201 ≥ 47nF; 0402 ≥ 0.47µF; 0603 ≥ 0.47µF; 0805 ≥ 2.2µF; 1206 ≥ 4.7µF; 1210 ≥ 47µF	6.3V ; 4V ; TT series ; All X6S/X7S items; Size ≥ 1812
Rated vol.	D.F. ≤	Exception of D.F. ≤																																																																											
≥ 100V	≤ 3%	≤ 6% 1206 ≥ 0.47µF																																																																											
		≤ 7.5% 0805 > 0.1µF, 0603 ≥ 0.068µF, 1206 > 1µF; 1210 ≥ 2.2µF; TT series																																																																											
		≤ 20% 0805 ≥ 0.22µF; 1210 ≥ 3.3µF																																																																											
50V	≤ 3%	≤ 6% 0201(50V); 0603 ≥ 0.047µF; 0805 ≥ 0.18µF; 1206 ≥ 0.47µF																																																																											
		≤ 10% 0201 ≥ 0.01µF; 1210 ≥ 4.7µF																																																																											
		≤ 20% 0402 ≥ 0.012µF; 0603 > 0.1µF; 0805 ≥ 1µF (0805/X7R > 0.47µF); 1206 ≥ 2.2µF; 1210 ≥ 10µF; TT series																																																																											
35V	≤ 5%	≤ 20% 0603 ≥ 1µF; 0805 ≥ 2.2µF; 1206 ≥ 2.2µF; 1210 ≥ 10µF																																																																											
25V	≤ 5%	≤ 10% 0201 ≥ 0.01µF; 0805 ≥ 1µF; 1210 ≥ 10µF																																																																											
		≤ 14% 0603 ≥ 0.33µF																																																																											
		≤ 15% 0201 ≥ 0.1µF; 0402 ≥ 0.10µF & (0402/X7R ≥ 0.056µF); TT series 0603 ≥ 0.47µF; 0805 ≥ 2.2µF; 1206 ≥ 4.7µF; 1210 ≥ 22µF																																																																											
16V	≤ 5%	≤ 10% 0603 ≥ 0.15µF; 0805 ≥ 0.68µF; 1206 ≥ 2.2µF; 1210 ≥ 4.7µF																																																																											
		≤ 15% 0201 ≥ 0.01µF (0201/X7R ≥ 0.022µF); 0402 ≥ 0.033µF; 0603 ≥ 0.68µF; 0805 ≥ 2.2µF; 1206 ≥ 4.7µF; 1210 ≥ 22µF; TT series																																																																											
10V	≤ 7.5%	≤ 15% 0201 ≥ 0.012µF; 0402 ≥ 0.33µF (0402/X7R ≥ 0.22µF); 0603 ≥ 0.33µF; 0805 ≥ 2.2µF; 1206 ≥ 2.2µF; 1210 ≥ 22µF																																																																											
6.3V	≤ 15%	≤ 20% 0201 ≥ 0.1µF; 0402 ≥ 1µF; TT series; 01R5																																																																											
		≤ 30% 0201 ≥ 0.1µF; 0402 ≥ 1µF (0402/X6S ≥ 0.47µF); 0603 ≥ 10µF; 0805 ≥ 4.7µF; 1206 ≥ 4.7µF; 1210 ≥ 100µF; TT series																																																																											
4V	≤ 20%	---																																																																											
Rated vol.	D.F. ≤	Exception of D.F. ≤																																																																											
≥ 50V	≤ 7.5%	≤ 10% 0603 ≥ 0.1µF; 0805 ≥ 0.47µF;																																																																											
		≤ 20% 1206 ≥ 4.7µF																																																																											
35V	≤ 10%	---																																																																											
25V	≤ 7.5%	≤ 10% 0402 ≥ 0.047µF; 0603 ≥ 0.1µF;																																																																											
		0805 ≥ 0.33µF; 1206 ≥ 1µF; 1210 ≥ 4.7µF																																																																											
		≤ 15% 0402 ≥ 0.068µF; 0603 ≥ 0.47µF;																																																																											
16V (C < 1.0µF)	≤ 10%	≤ 12.5% 0402 ≥ 0.068µF; 0603 ≥ 0.68µF																																																																											
		≤ 20% 0402 ≥ 0.22µF																																																																											
16V (C ≥ 1.0µF)	≤ 12.5%	≤ 20% 0603 ≥ 2.2µF; 0805 ≥ 3.3µF;																																																																											
10V	≤ 20%	≤ 30% 1206 ≥ 10µF; 1210 ≥ 22µF; 1812 ≥ 47µF;																																																																											
		0402 ≥ 0.47µF																																																																											
6.3V	≤ 30%	---																																																																											
Rated voltage	Insulation Resistance																																																																												
100V: All X7R; 1210 ≥ 3.3µF	1GΩ or RxC ≥ 10 Ω-F whichever is smaller.																																																																												
50V: 0402 > 0.01µF; 0603 ≥ 1µF; 0805 ≥ 1µF; 1206 ≥ 4.7µF; 1210 ≥ 4.7µF																																																																													
35V: 0603 ≥ 1µF; 0805 ≥ 2.2µF; 1206 ≥ 2.2µF; 1210 ≥ 10µF																																																																													
25V: 0201 ≥ 0.1µF; 0402 ≥ 0.22µF; 0603 ≥ 2.2µF; 0805 ≥ 2.2µF; 1206 ≥ 10µF; 1210 ≥ 10µF																																																																													
16V: 0201 ≥ 0.1µF; 0402 ≥ 0.22µF; 0603 ≥ 1µF; 0805 ≥ 2.2µF; 1206 ≥ 10µF; 1210 ≥ 47µF																																																																													
10V: 0201 ≥ 47nF; 0402 ≥ 0.47µF; 0603 ≥ 0.47µF; 0805 ≥ 2.2µF; 1206 ≥ 4.7µF; 1210 ≥ 47µF																																																																													
6.3V ; 4V ; TT series ; All X6S/X7S items; Size ≥ 1812																																																																													

Multilayer Ceramic Capacitors

No	Item	Test Condition	Requirements																																					
14	Humidity (Damp Heat) Load	*Test temp. : 40±2°C	* No remarkable damage.																																					
		*Humidity : 90~95%RH	Cap change:																																					
		*Test time : 500+24/-0 hrs.	NP0: ±7.5% or 0.75pF whichever is larger.																																					
		*To apply voltage :	X7R, X5R, X6S, X7S: ≥10V**, within ±12.5%; ≤6.3V within ±25%;																																					
		Rated voltage (MAX. 500V)	TT series & C≥ 1uF, within ±25%																																					
		*Before initial measurement (Class II only): To apply de-aging at 150°C for 1hr then set for 24±2 hrs at room temp.	**10V: 0603 ≥ 4.7µF; 0402 ≥ 1µF; 0201 ≥ 0.1µF, within ±25%;																																					
		* Cap. / DF(Q) / I.R. Measurement to be made after de-aging at 150°C for 1hr then set for 24±2 hrs at room temp.	Y5V: ≥10V, within ±30%; ≤6.3V, within +30/-40%																																					
			Q/D.F. value:																																					
			NP0: C≥30pF, Q≥200; C<30pF, Q≥100+10/3C																																					
			X7R, X5R, X6S, X7S:																																					
			<table border="1"> <thead> <tr> <th>Rated vol.</th> <th>D.F. ≤</th> <th>Exception of D.F. ≤</th> </tr> </thead> <tbody> <tr> <td rowspan="3">≥100V</td> <td rowspan="3">≤3%</td> <td>≤6% 1206 ≥ 0.47µF</td> </tr> <tr> <td>≤7.5% 0805 > 0.1µF, 0603 ≥ 0.068µF, 1206 > 1µF; 1210 ≥ 2.2µF; TT series</td> </tr> <tr> <td>≤20% 0805 > 0.22µF; 1210 ≥ 3.3µF</td> </tr> <tr> <td rowspan="3">50V</td> <td rowspan="3">≤3%</td> <td>≤6% 0201(50V); 0603 ≥ 0.047µF; 0805 ≥ 0.18µF; 1206 ≥ 0.47µF</td> </tr> <tr> <td>≤10% 0201 ≥ 0.01µF; 1210 ≥ 4.7µF</td> </tr> <tr> <td>≤20% 0402 ≥ 0.012µF; 0603 > 0.1µF; 0805 ≥ 1µF(0805/X7R > 0.47µF); 1206 ≥ 2.2µF; 1210 ≥ 10µF; TT series</td> </tr> <tr> <td rowspan="2">35V</td> <td rowspan="2">≤5%</td> <td>≤20% 0603 ≥ 1µF; 0805 ≥ 2.2µF; 1206 ≥ 2.2µF; 1210 ≥ 10µF</td> </tr> <tr> <td>≤10% 0201 ≥ 0.01µF; 0805 ≥ 1µF; 1210 ≥ 10µF</td> </tr> <tr> <td rowspan="3">25V</td> <td rowspan="3">≤5%</td> <td>≤14% 0603 ≥ 0.33µF</td> </tr> <tr> <td>≤15% 0201 ≥ 0.1µF; 0402 ≥ 0.10µF & (0402/X7R ≥ 0.056µF); TT series</td> </tr> <tr> <td>≤20% 0603 ≥ 0.47µF; 0805 ≥ 2.2µF; 1206 ≥ 4.7µF; 1210 ≥ 22µF</td> </tr> <tr> <td rowspan="2">16V</td> <td rowspan="2">≤5%</td> <td>≤10% 0603 ≥ 0.15µF; 0805 ≥ 0.68µF; 1206 ≥ 2.2µF; 1210 ≥ 4.7µF</td> </tr> <tr> <td>≤15% 0201 ≥ 0.01µF(0201/X7R ≥ 0.022µF); 0402 ≥ 0.033µF; 0603 ≥ 0.68µF; 0805 ≥ 2.2µF; 1206 ≥ 4.7µF; 1210 ≥ 22µF; TT series</td> </tr> <tr> <td rowspan="2">10V</td> <td rowspan="2">≤7.5%</td> <td>≤15% 0201 ≥ 0.012µF; 0402 ≥ 0.33µF(0402/X7R ≥ 0.22µF);</td> </tr> <tr> <td>≤20% 0603 ≥ 0.33µF; 0805 ≥ 2.2µF; 1206 ≥ 2.2µF; 1210 ≥ 22µF</td> </tr> <tr> <td rowspan="2">6.3V</td> <td rowspan="2">≤15%</td> <td>≤30% 0201 ≥ 0.1µF; 0402 ≥ 1µF; TT series; 01R5</td> </tr> <tr> <td>0201 ≥ 0.1µF; 0402 ≥ 1µF(0402/X6S ≥ 0.47µF); 0603 ≥ 10µF; 0805 ≥ 4.7µF; 1206 ≥ 4.7µF; 1210 ≥ 10µF; TT series</td> </tr> <tr> <td>4V</td> <td>≤20%</td> <td>---</td> </tr> </tbody> </table>	Rated vol.	D.F. ≤	Exception of D.F. ≤	≥100V	≤3%	≤6% 1206 ≥ 0.47µF	≤7.5% 0805 > 0.1µF, 0603 ≥ 0.068µF, 1206 > 1µF; 1210 ≥ 2.2µF; TT series	≤20% 0805 > 0.22µF; 1210 ≥ 3.3µF	50V	≤3%	≤6% 0201(50V); 0603 ≥ 0.047µF; 0805 ≥ 0.18µF; 1206 ≥ 0.47µF	≤10% 0201 ≥ 0.01µF; 1210 ≥ 4.7µF	≤20% 0402 ≥ 0.012µF; 0603 > 0.1µF; 0805 ≥ 1µF(0805/X7R > 0.47µF); 1206 ≥ 2.2µF; 1210 ≥ 10µF; TT series	35V	≤5%	≤20% 0603 ≥ 1µF; 0805 ≥ 2.2µF; 1206 ≥ 2.2µF; 1210 ≥ 10µF	≤10% 0201 ≥ 0.01µF; 0805 ≥ 1µF; 1210 ≥ 10µF	25V	≤5%	≤14% 0603 ≥ 0.33µF	≤15% 0201 ≥ 0.1µF; 0402 ≥ 0.10µF & (0402/X7R ≥ 0.056µF); TT series	≤20% 0603 ≥ 0.47µF; 0805 ≥ 2.2µF; 1206 ≥ 4.7µF; 1210 ≥ 22µF	16V	≤5%	≤10% 0603 ≥ 0.15µF; 0805 ≥ 0.68µF; 1206 ≥ 2.2µF; 1210 ≥ 4.7µF	≤15% 0201 ≥ 0.01µF(0201/X7R ≥ 0.022µF); 0402 ≥ 0.033µF; 0603 ≥ 0.68µF; 0805 ≥ 2.2µF; 1206 ≥ 4.7µF; 1210 ≥ 22µF; TT series	10V	≤7.5%	≤15% 0201 ≥ 0.012µF; 0402 ≥ 0.33µF(0402/X7R ≥ 0.22µF);	≤20% 0603 ≥ 0.33µF; 0805 ≥ 2.2µF; 1206 ≥ 2.2µF; 1210 ≥ 22µF	6.3V	≤15%	≤30% 0201 ≥ 0.1µF; 0402 ≥ 1µF; TT series; 01R5	0201 ≥ 0.1µF; 0402 ≥ 1µF(0402/X6S ≥ 0.47µF); 0603 ≥ 10µF; 0805 ≥ 4.7µF; 1206 ≥ 4.7µF; 1210 ≥ 10µF; TT series	4V	≤20%	---
		Rated vol.	D.F. ≤	Exception of D.F. ≤																																				
		≥100V	≤3%	≤6% 1206 ≥ 0.47µF																																				
				≤7.5% 0805 > 0.1µF, 0603 ≥ 0.068µF, 1206 > 1µF; 1210 ≥ 2.2µF; TT series																																				
≤20% 0805 > 0.22µF; 1210 ≥ 3.3µF																																								
50V	≤3%	≤6% 0201(50V); 0603 ≥ 0.047µF; 0805 ≥ 0.18µF; 1206 ≥ 0.47µF																																						
		≤10% 0201 ≥ 0.01µF; 1210 ≥ 4.7µF																																						
		≤20% 0402 ≥ 0.012µF; 0603 > 0.1µF; 0805 ≥ 1µF(0805/X7R > 0.47µF); 1206 ≥ 2.2µF; 1210 ≥ 10µF; TT series																																						
35V	≤5%	≤20% 0603 ≥ 1µF; 0805 ≥ 2.2µF; 1206 ≥ 2.2µF; 1210 ≥ 10µF																																						
		≤10% 0201 ≥ 0.01µF; 0805 ≥ 1µF; 1210 ≥ 10µF																																						
25V	≤5%	≤14% 0603 ≥ 0.33µF																																						
		≤15% 0201 ≥ 0.1µF; 0402 ≥ 0.10µF & (0402/X7R ≥ 0.056µF); TT series																																						
		≤20% 0603 ≥ 0.47µF; 0805 ≥ 2.2µF; 1206 ≥ 4.7µF; 1210 ≥ 22µF																																						
16V	≤5%	≤10% 0603 ≥ 0.15µF; 0805 ≥ 0.68µF; 1206 ≥ 2.2µF; 1210 ≥ 4.7µF																																						
		≤15% 0201 ≥ 0.01µF(0201/X7R ≥ 0.022µF); 0402 ≥ 0.033µF; 0603 ≥ 0.68µF; 0805 ≥ 2.2µF; 1206 ≥ 4.7µF; 1210 ≥ 22µF; TT series																																						
10V	≤7.5%	≤15% 0201 ≥ 0.012µF; 0402 ≥ 0.33µF(0402/X7R ≥ 0.22µF);																																						
		≤20% 0603 ≥ 0.33µF; 0805 ≥ 2.2µF; 1206 ≥ 2.2µF; 1210 ≥ 22µF																																						
6.3V	≤15%	≤30% 0201 ≥ 0.1µF; 0402 ≥ 1µF; TT series; 01R5																																						
		0201 ≥ 0.1µF; 0402 ≥ 1µF(0402/X6S ≥ 0.47µF); 0603 ≥ 10µF; 0805 ≥ 4.7µF; 1206 ≥ 4.7µF; 1210 ≥ 10µF; TT series																																						
4V	≤20%	---																																						
	Y5V:																																							
	<table border="1"> <thead> <tr> <th>Rated vol.</th> <th>D.F. ≤</th> <th>Exception of D.F. ≤</th> </tr> </thead> <tbody> <tr> <td rowspan="2">≥50V STEK</td> <td rowspan="2">≤7.5%</td> <td>≤10% 0603 ≥ 0.1µF; 0805 ≥ 0.47µF; 1206 ≥ 4.7µF</td> </tr> <tr> <td>≤20% 1210 ≥ 6.8µF</td> </tr> <tr> <td>35V</td> <td>≤10%</td> <td>---</td> </tr> <tr> <td rowspan="2">25V</td> <td rowspan="2">≤7.5%</td> <td>≤10% 0402 ≥ 0.047µF; 0603 ≥ 0.1µF; 0805 ≥ 0.33µF; 1206 ≥ 1µF; 1210 ≥ 4.7µF</td> </tr> <tr> <td>≤15% 0402 ≥ 0.068µF; 0603 ≥ 0.47µF; 1206 ≥ 4.7µF; 1210 ≥ 22µF</td> </tr> <tr> <td>16V (C<1.0µF)</td> <td>≤10%</td> <td>≤12.5% 0402 ≥ 0.068µF; 0603 ≥ 0.68µF</td> </tr> <tr> <td>16V (C≥1.0µF)</td> <td>≤10%</td> <td>≤20% 0402 ≥ 0.22µF</td> </tr> <tr> <td rowspan="2">10V</td> <td rowspan="2">≤20%</td> <td>≤30% 0603 ≥ 2.2µF; 0805 ≥ 3.3µF; 1206 ≥ 10µF; 1210 ≥ 22µF; 1812 ≥ 47µF;</td> </tr> <tr> <td>0402 ≥ 0.47µF</td> </tr> <tr> <td>6.3V</td> <td>≤30%</td> <td>---</td> </tr> </tbody> </table>	Rated vol.	D.F. ≤	Exception of D.F. ≤	≥50V STEK	≤7.5%	≤10% 0603 ≥ 0.1µF; 0805 ≥ 0.47µF; 1206 ≥ 4.7µF	≤20% 1210 ≥ 6.8µF	35V	≤10%	---	25V	≤7.5%	≤10% 0402 ≥ 0.047µF; 0603 ≥ 0.1µF; 0805 ≥ 0.33µF; 1206 ≥ 1µF; 1210 ≥ 4.7µF	≤15% 0402 ≥ 0.068µF; 0603 ≥ 0.47µF; 1206 ≥ 4.7µF; 1210 ≥ 22µF	16V (C<1.0µF)	≤10%	≤12.5% 0402 ≥ 0.068µF; 0603 ≥ 0.68µF	16V (C≥1.0µF)	≤10%	≤20% 0402 ≥ 0.22µF	10V	≤20%	≤30% 0603 ≥ 2.2µF; 0805 ≥ 3.3µF; 1206 ≥ 10µF; 1210 ≥ 22µF; 1812 ≥ 47µF;	0402 ≥ 0.47µF	6.3V	≤30%	---												
Rated vol.	D.F. ≤	Exception of D.F. ≤																																						
≥50V STEK	≤7.5%	≤10% 0603 ≥ 0.1µF; 0805 ≥ 0.47µF; 1206 ≥ 4.7µF																																						
		≤20% 1210 ≥ 6.8µF																																						
35V	≤10%	---																																						
25V	≤7.5%	≤10% 0402 ≥ 0.047µF; 0603 ≥ 0.1µF; 0805 ≥ 0.33µF; 1206 ≥ 1µF; 1210 ≥ 4.7µF																																						
		≤15% 0402 ≥ 0.068µF; 0603 ≥ 0.47µF; 1206 ≥ 4.7µF; 1210 ≥ 22µF																																						
16V (C<1.0µF)	≤10%	≤12.5% 0402 ≥ 0.068µF; 0603 ≥ 0.68µF																																						
16V (C≥1.0µF)	≤10%	≤20% 0402 ≥ 0.22µF																																						
10V	≤20%	≤30% 0603 ≥ 2.2µF; 0805 ≥ 3.3µF; 1206 ≥ 10µF; 1210 ≥ 22µF; 1812 ≥ 47µF;																																						
		0402 ≥ 0.47µF																																						
6.3V	≤30%	---																																						
	*I.R.: ≥10V, 500MΩ or 25 Ω-F whichever is smaller.																																							
	Class II (X7R, X5R, X6S, X7S, Y5V)																																							
	<table border="1"> <thead> <tr> <th>Rated voltage</th> <th>Insulation Resistance</th> </tr> </thead> <tbody> <tr> <td>100V: All X7R; 1210 ≥ 3.3µF</td> <td rowspan="6">500MΩ or RxC ≥ 5 Ω-F whichever is smaller.</td> </tr> <tr> <td>50V: 0402 > 0.01µF; 0603 ≥ 1µF; 0805 ≥ 1µF; 1206 ≥ 4.7µF; 1210 ≥ 4.7µF</td> </tr> <tr> <td>35V: 0603 ≥ 1µF; 0805 ≥ 2.2µF; 1206 ≥ 2.2µF; 1210 ≥ 10µF</td> </tr> <tr> <td>25V: 0201 ≥ 0.1µF; 0402 ≥ 0.22µF; 0603 ≥ 2.2µF; 0805 ≥ 2.2µF; 1206 ≥ 10µF; 1210 ≥ 10µF</td> </tr> <tr> <td>16V: 0201 ≥ 0.1µF; 0402 ≥ 0.22µF; 0603 ≥ 1µF; 0805 ≥ 2.2µF; 1206 ≥ 10µF; 1210 ≥ 47µF</td> </tr> <tr> <td>10V: 0201 ≥ 47nF; 0402 ≥ 0.47µF; 0603 ≥ 0.47µF; 0805 ≥ 2.2µF; 1206 ≥ 4.7µF; 1210 ≥ 47µF</td> </tr> <tr> <td>6.3V ; 4V ; TT series ; All X6S/X7S items; Size ≥ 1812</td> <td></td> </tr> </tbody> </table>	Rated voltage	Insulation Resistance	100V: All X7R; 1210 ≥ 3.3µF	500MΩ or RxC ≥ 5 Ω-F whichever is smaller.	50V: 0402 > 0.01µF; 0603 ≥ 1µF; 0805 ≥ 1µF; 1206 ≥ 4.7µF; 1210 ≥ 4.7µF	35V: 0603 ≥ 1µF; 0805 ≥ 2.2µF; 1206 ≥ 2.2µF; 1210 ≥ 10µF	25V: 0201 ≥ 0.1µF; 0402 ≥ 0.22µF; 0603 ≥ 2.2µF; 0805 ≥ 2.2µF; 1206 ≥ 10µF; 1210 ≥ 10µF	16V: 0201 ≥ 0.1µF; 0402 ≥ 0.22µF; 0603 ≥ 1µF; 0805 ≥ 2.2µF; 1206 ≥ 10µF; 1210 ≥ 47µF	10V: 0201 ≥ 47nF; 0402 ≥ 0.47µF; 0603 ≥ 0.47µF; 0805 ≥ 2.2µF; 1206 ≥ 4.7µF; 1210 ≥ 47µF	6.3V ; 4V ; TT series ; All X6S/X7S items; Size ≥ 1812																													
Rated voltage	Insulation Resistance																																							
100V: All X7R; 1210 ≥ 3.3µF	500MΩ or RxC ≥ 5 Ω-F whichever is smaller.																																							
50V: 0402 > 0.01µF; 0603 ≥ 1µF; 0805 ≥ 1µF; 1206 ≥ 4.7µF; 1210 ≥ 4.7µF																																								
35V: 0603 ≥ 1µF; 0805 ≥ 2.2µF; 1206 ≥ 2.2µF; 1210 ≥ 10µF																																								
25V: 0201 ≥ 0.1µF; 0402 ≥ 0.22µF; 0603 ≥ 2.2µF; 0805 ≥ 2.2µF; 1206 ≥ 10µF; 1210 ≥ 10µF																																								
16V: 0201 ≥ 0.1µF; 0402 ≥ 0.22µF; 0603 ≥ 1µF; 0805 ≥ 2.2µF; 1206 ≥ 10µF; 1210 ≥ 47µF																																								
10V: 0201 ≥ 47nF; 0402 ≥ 0.47µF; 0603 ≥ 0.47µF; 0805 ≥ 2.2µF; 1206 ≥ 4.7µF; 1210 ≥ 47µF																																								
6.3V ; 4V ; TT series ; All X6S/X7S items; Size ≥ 1812																																								

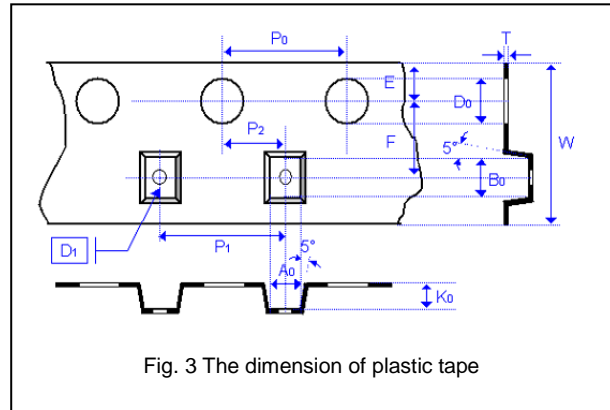
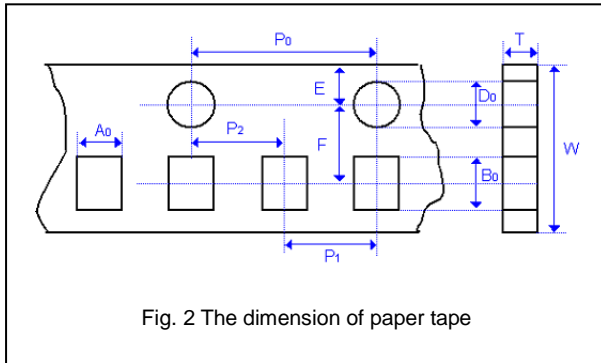
Multilayer Ceramic Capacitors

No	Item	Test Condition	Requirements																																																																																																																										
15.	High Temperature Load (Endurance)	Test temp. : NP0, X7R/X7E/X7S: 125±3°C X6S: 105±3°C X5R, Y5V: 85±3°C Test time: 1000+24/-0 hrs. To apply voltage: (1) ≤ 6.3V or C ≥ 10μF or TT series: 150% of rated voltage. (2) 10V~250V: 200% of rated voltage. (3) 400V~450V: 120% of rated voltage. (4) 500V: 150% of rated voltage. (5) 630V~3000V: 120% of rated voltage. (6) 4000V: 110% of rated voltage (7) 100% of rated voltage for below range.	* No remarkable damage. Cap change: NP0: ±3.0% or ±0.3pF whichever is larger X7R, X5R, X6S, X7S: ≥10V**, within ±12.5%; ≤ 6.3V within ±25%; TT series & C ≥ 1uF, within ±25% **10V: 0603 ≥ 4.7μF; 0402 ≥ 1μF; 0201 ≥ 0.1μF, within ±25%; Y5V: ≥10V, within ±30%; ≤ 6.3V, within +30/-40% Q/D.F. value: NP0: More than 30pF, Q≥350 10pF≤C<30pF, Q≥275+2.5C Less than 10pF, Q≥200+10C X7R, X5R, X6S, X7S:																																																																																																																										
		<table border="1"> <thead> <tr> <th>Size</th> <th>Dielectric</th> <th>Rated voltage</th> <th>Capacitance range</th> <th>Rated vol.</th> <th>D.F. ≤</th> <th>Exception of D.F. ≤</th> </tr> </thead> <tbody> <tr> <td rowspan="2">0201</td> <td rowspan="2">X5R/X7R/X6S</td> <td>≤ 10V</td> <td>C ≥ 0.1μF</td> <td rowspan="2">≥ 100V</td> <td rowspan="2">≤ 3%</td> <td>≤ 6% 1206 ≥ 0.47μF</td> </tr> <tr> <td>≤ 16V</td> <td>C > 0.1μF</td> <td>≤ 7.5% 0805 > 0.1μF; 0603 ≥ 0.068μF; 1206 > 1μF; 1210 ≥ 2.2μF; TT series</td> </tr> <tr> <td rowspan="2">0402</td> <td rowspan="2">X5R</td> <td>≤ 16V</td> <td>C > 1.0μF</td> <td rowspan="2">50V</td> <td rowspan="2">≤ 3%</td> <td>≤ 20% 0805 > 0.22μF; 1210 ≥ 3.3μF</td> </tr> <tr> <td>25V, 50V</td> <td>C ≥ 1.0μF</td> <td>≤ 6% 0201(50V); 0603 ≥ 0.047μF; 0805 ≥ 0.18μF; 1206 ≥ 0.47μF</td> </tr> <tr> <td rowspan="2"></td> <td rowspan="2">X6S</td> <td>6.3V</td> <td>C > 1.0μF</td> <td rowspan="2">35V</td> <td rowspan="2">≤ 5%</td> <td>≤ 10% 0201 ≥ 0.01μF; 1210 ≥ 4.7μF</td> </tr> <tr> <td>10V~25V</td> <td>C ≥ 1.0μF</td> <td>≤ 20% 0402 ≥ 0.012μF; 0603 > 0.1μF; 0805 ≥ 1μF(0805/X7R > 0.47μF); 1206 ≥ 2.2μF; 1210 ≥ 10μF; TT series</td> </tr> <tr> <td rowspan="2">0603</td> <td rowspan="2">X7R/X7S/Y5V</td> <td>6.3V, 10V</td> <td>C ≥ 1.0μF</td> <td rowspan="2">25V</td> <td rowspan="2">≤ 5%</td> <td>≤ 20% 0603 ≥ 1μF; 0805 ≥ 2.2μF; 1206 ≥ 2.2μF; 1210 ≥ 10μF</td> </tr> <tr> <td>4V</td> <td>C ≥ 22μF</td> <td>≤ 10% 0201 ≥ 0.01μF; 0805 ≥ 1μF; 1210 ≥ 10μF</td> </tr> <tr> <td rowspan="2"></td> <td rowspan="2">X5R/X7R/X6S/X7S</td> <td>6.3V, 10V</td> <td>C ≥ 4.7μF</td> <td rowspan="2">16V</td> <td rowspan="2">≤ 5%</td> <td>≤ 14% 0603 ≥ 0.33μF</td> </tr> <tr> <td>25V, 35V</td> <td>C ≥ 1.0μF</td> <td>≤ 15% 0201 ≥ 0.1μF; 0402 ≥ 0.10μF & (0402/X7R ≥ 0.056μF); TT series</td> </tr> <tr> <td rowspan="2">0805</td> <td rowspan="2">X5R/X7R/X6S/X7S</td> <td>4V</td> <td>C ≥ 47μF</td> <td rowspan="2">10V</td> <td rowspan="2">≤ 7.5%</td> <td>≤ 20% 0603 ≥ 0.47μF; 0805 ≥ 2.2μF; 1206 ≥ 4.7μF; 1210 ≥ 22μF</td> </tr> <tr> <td>6.3V</td> <td>C ≥ 22μF</td> <td>≤ 15% 0402 ≥ 0.47μF</td> </tr> <tr> <td rowspan="2">1206</td> <td rowspan="2">X5R/X7R/X6S</td> <td>≤ 6.3V</td> <td>C ≥ 47μF</td> <td rowspan="2">6.3V</td> <td rowspan="2">≤ 15%</td> <td>≤ 30% 0603 ≥ 0.15μF; 0805 ≥ 0.68μF; 1206 ≥ 2.2μF; 1210 ≥ 4.7μF</td> </tr> <tr> <td>16V</td> <td>C ≥ 47μF</td> <td>0201 ≥ 0.01μF(0201/X7R ≥ 0.022μF); 0402 ≥ 0.033μF; 0603 ≥ 0.68μF; 0805 ≥ 2.2μF; 1206 ≥ 4.7μF; 1210 ≥ 22μF; TT series</td> </tr> <tr> <td rowspan="2">1210</td> <td rowspan="2">X5R/X7R/X6S</td> <td>16V</td> <td>C ≥ 47μF</td> <td rowspan="2">4V</td> <td rowspan="2">≤ 20%</td> <td>---</td> </tr> <tr> <td>100V</td> <td>C ≥ 3.3μF</td> <td>---</td> </tr> <tr> <td rowspan="2">TT15</td> <td rowspan="2">X5R</td> <td>6.3V</td> <td>C > 1.0μF</td> <td rowspan="2">10V</td> <td rowspan="2">≤ 7.5%</td> <td>≤ 15% 0201 ≥ 0.012μF; 0402 ≥ 0.33μF(0402/X7R ≥ 0.22μF); 0603 ≥ 0.33μF; 0805 ≥ 2.2μF; 1206 ≥ 2.2μF; 1210 ≥ 22μF</td> </tr> <tr> <td>6.3V, 10V</td> <td>C ≥ 2.2μF</td> <td>≤ 20% 0201 ≥ 0.1μF; 0402 ≥ 1μF; TT series; 01R5</td> </tr> <tr> <td rowspan="2">TT18</td> <td rowspan="2">Y5V</td> <td>6.3V, 10V</td> <td>C ≥ 2.2μF</td> <td rowspan="2">6.3V</td> <td rowspan="2">≤ 15%</td> <td rowspan="2">≤ 30%</td> </tr> <tr> <td>6.3V</td> <td>C ≥ 10μF</td> <td>0201 ≥ 0.1μF; 0402 ≥ 1μF(0402/X6S ≥ 0.47μF); 0603 ≥ 10μF; 0805 ≥ 4.7μF; 1206 ≥ 4.7μF; 1210 ≥ 100μF; TT series</td> </tr> <tr> <td rowspan="2">TT21</td> <td rowspan="2">Y5V</td> <td>6.3V</td> <td>C ≥ 10μF</td> <td rowspan="2">4V</td> <td rowspan="2">≤ 20%</td> <td rowspan="2">---</td> </tr> <tr> <td>≤ 10V</td> <td>C ≥ 10μF</td> </tr> <tr> <td rowspan="2">TT31</td> <td rowspan="2">Y5V</td> <td>6.3V</td> <td>C ≥ 22μF</td> <td rowspan="2">---</td> <td rowspan="2">---</td> <td rowspan="2">---</td> </tr> <tr> <td>6.3V</td> <td>C ≥ 22μF</td> </tr> </tbody> </table>	Size	Dielectric	Rated voltage	Capacitance range	Rated vol.	D.F. ≤	Exception of D.F. ≤	0201	X5R/X7R/X6S	≤ 10V	C ≥ 0.1μF	≥ 100V	≤ 3%	≤ 6% 1206 ≥ 0.47μF	≤ 16V	C > 0.1μF	≤ 7.5% 0805 > 0.1μF; 0603 ≥ 0.068μF; 1206 > 1μF; 1210 ≥ 2.2μF; TT series	0402	X5R	≤ 16V	C > 1.0μF	50V	≤ 3%	≤ 20% 0805 > 0.22μF; 1210 ≥ 3.3μF	25V, 50V	C ≥ 1.0μF	≤ 6% 0201(50V); 0603 ≥ 0.047μF; 0805 ≥ 0.18μF; 1206 ≥ 0.47μF		X6S	6.3V	C > 1.0μF	35V	≤ 5%	≤ 10% 0201 ≥ 0.01μF; 1210 ≥ 4.7μF	10V~25V	C ≥ 1.0μF	≤ 20% 0402 ≥ 0.012μF; 0603 > 0.1μF; 0805 ≥ 1μF(0805/X7R > 0.47μF); 1206 ≥ 2.2μF; 1210 ≥ 10μF; TT series	0603	X7R/X7S/Y5V	6.3V, 10V	C ≥ 1.0μF	25V	≤ 5%	≤ 20% 0603 ≥ 1μF; 0805 ≥ 2.2μF; 1206 ≥ 2.2μF; 1210 ≥ 10μF	4V	C ≥ 22μF	≤ 10% 0201 ≥ 0.01μF; 0805 ≥ 1μF; 1210 ≥ 10μF		X5R/X7R/X6S/X7S	6.3V, 10V	C ≥ 4.7μF	16V	≤ 5%	≤ 14% 0603 ≥ 0.33μF	25V, 35V	C ≥ 1.0μF	≤ 15% 0201 ≥ 0.1μF; 0402 ≥ 0.10μF & (0402/X7R ≥ 0.056μF); TT series	0805	X5R/X7R/X6S/X7S	4V	C ≥ 47μF	10V	≤ 7.5%	≤ 20% 0603 ≥ 0.47μF; 0805 ≥ 2.2μF; 1206 ≥ 4.7μF; 1210 ≥ 22μF	6.3V	C ≥ 22μF	≤ 15% 0402 ≥ 0.47μF	1206	X5R/X7R/X6S	≤ 6.3V	C ≥ 47μF	6.3V	≤ 15%	≤ 30% 0603 ≥ 0.15μF; 0805 ≥ 0.68μF; 1206 ≥ 2.2μF; 1210 ≥ 4.7μF	16V	C ≥ 47μF	0201 ≥ 0.01μF(0201/X7R ≥ 0.022μF); 0402 ≥ 0.033μF; 0603 ≥ 0.68μF; 0805 ≥ 2.2μF; 1206 ≥ 4.7μF; 1210 ≥ 22μF; TT series	1210	X5R/X7R/X6S	16V	C ≥ 47μF	4V	≤ 20%	---	100V	C ≥ 3.3μF	---	TT15	X5R	6.3V	C > 1.0μF	10V	≤ 7.5%	≤ 15% 0201 ≥ 0.012μF; 0402 ≥ 0.33μF(0402/X7R ≥ 0.22μF); 0603 ≥ 0.33μF; 0805 ≥ 2.2μF; 1206 ≥ 2.2μF; 1210 ≥ 22μF	6.3V, 10V	C ≥ 2.2μF	≤ 20% 0201 ≥ 0.1μF; 0402 ≥ 1μF; TT series; 01R5	TT18	Y5V	6.3V, 10V	C ≥ 2.2μF	6.3V	≤ 15%	≤ 30%	6.3V	C ≥ 10μF	0201 ≥ 0.1μF; 0402 ≥ 1μF(0402/X6S ≥ 0.47μF); 0603 ≥ 10μF; 0805 ≥ 4.7μF; 1206 ≥ 4.7μF; 1210 ≥ 100μF; TT series	TT21	Y5V	6.3V	C ≥ 10μF	4V	≤ 20%	---	≤ 10V	C ≥ 10μF	TT31	Y5V	6.3V	C ≥ 22μF	---	---	---
Size	Dielectric	Rated voltage	Capacitance range	Rated vol.	D.F. ≤	Exception of D.F. ≤																																																																																																																							
0201	X5R/X7R/X6S	≤ 10V	C ≥ 0.1μF	≥ 100V	≤ 3%	≤ 6% 1206 ≥ 0.47μF																																																																																																																							
		≤ 16V	C > 0.1μF			≤ 7.5% 0805 > 0.1μF; 0603 ≥ 0.068μF; 1206 > 1μF; 1210 ≥ 2.2μF; TT series																																																																																																																							
0402	X5R	≤ 16V	C > 1.0μF	50V	≤ 3%	≤ 20% 0805 > 0.22μF; 1210 ≥ 3.3μF																																																																																																																							
		25V, 50V	C ≥ 1.0μF			≤ 6% 0201(50V); 0603 ≥ 0.047μF; 0805 ≥ 0.18μF; 1206 ≥ 0.47μF																																																																																																																							
	X6S	6.3V	C > 1.0μF	35V	≤ 5%	≤ 10% 0201 ≥ 0.01μF; 1210 ≥ 4.7μF																																																																																																																							
		10V~25V	C ≥ 1.0μF			≤ 20% 0402 ≥ 0.012μF; 0603 > 0.1μF; 0805 ≥ 1μF(0805/X7R > 0.47μF); 1206 ≥ 2.2μF; 1210 ≥ 10μF; TT series																																																																																																																							
0603	X7R/X7S/Y5V	6.3V, 10V	C ≥ 1.0μF	25V	≤ 5%	≤ 20% 0603 ≥ 1μF; 0805 ≥ 2.2μF; 1206 ≥ 2.2μF; 1210 ≥ 10μF																																																																																																																							
		4V	C ≥ 22μF			≤ 10% 0201 ≥ 0.01μF; 0805 ≥ 1μF; 1210 ≥ 10μF																																																																																																																							
	X5R/X7R/X6S/X7S	6.3V, 10V	C ≥ 4.7μF	16V	≤ 5%	≤ 14% 0603 ≥ 0.33μF																																																																																																																							
		25V, 35V	C ≥ 1.0μF			≤ 15% 0201 ≥ 0.1μF; 0402 ≥ 0.10μF & (0402/X7R ≥ 0.056μF); TT series																																																																																																																							
0805	X5R/X7R/X6S/X7S	4V	C ≥ 47μF	10V	≤ 7.5%	≤ 20% 0603 ≥ 0.47μF; 0805 ≥ 2.2μF; 1206 ≥ 4.7μF; 1210 ≥ 22μF																																																																																																																							
		6.3V	C ≥ 22μF			≤ 15% 0402 ≥ 0.47μF																																																																																																																							
1206	X5R/X7R/X6S	≤ 6.3V	C ≥ 47μF	6.3V	≤ 15%	≤ 30% 0603 ≥ 0.15μF; 0805 ≥ 0.68μF; 1206 ≥ 2.2μF; 1210 ≥ 4.7μF																																																																																																																							
		16V	C ≥ 47μF			0201 ≥ 0.01μF(0201/X7R ≥ 0.022μF); 0402 ≥ 0.033μF; 0603 ≥ 0.68μF; 0805 ≥ 2.2μF; 1206 ≥ 4.7μF; 1210 ≥ 22μF; TT series																																																																																																																							
1210	X5R/X7R/X6S	16V	C ≥ 47μF	4V	≤ 20%	---																																																																																																																							
		100V	C ≥ 3.3μF			---																																																																																																																							
TT15	X5R	6.3V	C > 1.0μF	10V	≤ 7.5%	≤ 15% 0201 ≥ 0.012μF; 0402 ≥ 0.33μF(0402/X7R ≥ 0.22μF); 0603 ≥ 0.33μF; 0805 ≥ 2.2μF; 1206 ≥ 2.2μF; 1210 ≥ 22μF																																																																																																																							
		6.3V, 10V	C ≥ 2.2μF			≤ 20% 0201 ≥ 0.1μF; 0402 ≥ 1μF; TT series; 01R5																																																																																																																							
TT18	Y5V	6.3V, 10V	C ≥ 2.2μF	6.3V	≤ 15%	≤ 30%																																																																																																																							
		6.3V	C ≥ 10μF				0201 ≥ 0.1μF; 0402 ≥ 1μF(0402/X6S ≥ 0.47μF); 0603 ≥ 10μF; 0805 ≥ 4.7μF; 1206 ≥ 4.7μF; 1210 ≥ 100μF; TT series																																																																																																																						
TT21	Y5V	6.3V	C ≥ 10μF	4V	≤ 20%	---																																																																																																																							
		≤ 10V	C ≥ 10μF																																																																																																																										
TT31	Y5V	6.3V	C ≥ 22μF	---	---	---																																																																																																																							
		6.3V	C ≥ 22μF																																																																																																																										
		**1WV items must follow de-rating conditions. Y5V: (8) 150% of rated voltage for below range.	<table border="1"> <thead> <tr> <th>Size</th> <th>Dielectric</th> <th>Rated voltage</th> <th>Capacitance range</th> <th>Rated vol.</th> <th>D.F. ≤</th> <th>Exception of D.F. ≤</th> </tr> </thead> <tbody> <tr> <td rowspan="2">0201</td> <td rowspan="2">X5R/X6S</td> <td>16V, 25V</td> <td>C = 0.1μF</td> <td rowspan="2">≥ 50V</td> <td rowspan="2">≤ 7.5%</td> <td>≤ 10% 0603 ≥ 0.1μF; 0805 ≥ 0.47μF; 1206 ≥ 4.7μF</td> </tr> <tr> <td>16V</td> <td>C ≥ 0.022μF</td> <td>≤ 20% 1210 ≥ 6.8μF</td> </tr> <tr> <td rowspan="2">0402</td> <td rowspan="2">X7R/X5R/X6S</td> <td>50V</td> <td>C > 0.1μF</td> <td rowspan="2">25V</td> <td rowspan="2">≤ 7.5%</td> <td>≤ 10% 0402 ≥ 0.047μF; 0603 ≥ 0.1μF; 0805 ≥ 0.33μF; 1206 ≥ 1μF; 1210 ≥ 4.7μF</td> </tr> <tr> <td>10~25V</td> <td>C ≥ 0.22μF</td> <td>≤ 15% 0402 ≥ 0.068μF; 0603 ≥ 0.47μF; 1206 ≥ 4.7μF; 1210 ≥ 22μF</td> </tr> <tr> <td rowspan="2"></td> <td rowspan="2">Y5V</td> <td>16V</td> <td>C ≥ 0.47μF</td> <td rowspan="2">16V (C < 1.0μF)</td> <td rowspan="2">≤ 10%</td> <td>≤ 12.5% 0402 ≥ 0.068μF; 0603 ≥ 0.68μF</td> </tr> <tr> <td>50V~100V</td> <td>C > 0.22μF</td> <td>≤ 20% 0402 ≥ 0.22μF</td> </tr> <tr> <td rowspan="2">0603</td> <td rowspan="2">X7R</td> <td>50V</td> <td>C > 0.1μF</td> <td rowspan="2">16V (C ≥ 1.0μF)</td> <td rowspan="2">≤ 12.5%</td> <td>≤ 20% 0603 ≥ 2.2μF; 0805 ≥ 3.3μF; 1206 ≥ 10μF; 1210 ≥ 22μF; 1812 ≥ 47μF;</td> </tr> <tr> <td>50V</td> <td>C ≥ 1.0μF</td> <td>≤ 30% 0402 ≥ 0.47μF</td> </tr> <tr> <td rowspan="2"></td> <td rowspan="2">X5R/X7R/X6S/X7S</td> <td>10V, 16V,</td> <td>C ≥ 1.0μF</td> <td rowspan="2">10V</td> <td rowspan="2">≤ 20%</td> <td rowspan="2">≤ 30%</td> </tr> <tr> <td>16V</td> <td>C ≥ 2.2μF</td> </tr> <tr> <td rowspan="2">0805</td> <td rowspan="2">X5R/X7R/X6S/X7S</td> <td>100V</td> <td>C ≥ 0.47μF</td> <td rowspan="2">6.3V</td> <td rowspan="2">≤ 30%</td> <td rowspan="2">---</td> </tr> <tr> <td>50V</td> <td>C ≥ 1.0μF</td> </tr> <tr> <td rowspan="2"></td> <td rowspan="2">Y5V</td> <td>35V</td> <td>C ≥ 2.2μF</td> <td rowspan="2">---</td> <td rowspan="2">---</td> <td rowspan="2">---</td> </tr> <tr> <td>10~25V</td> <td>C ≥ 4.7μF</td> </tr> <tr> <td rowspan="2">1206</td> <td rowspan="2">X5R/X7R/X6S/X7S</td> <td>100V</td> <td>C > 1.0μF</td> <td rowspan="2">---</td> <td rowspan="2">---</td> <td rowspan="2">---</td> </tr> <tr> <td>50V</td> <td>C = 4.7μF</td> </tr> <tr> <td rowspan="2">1210</td> <td rowspan="2">X5R/X7R/X6S/X7S</td> <td>50V~100V</td> <td>C ≥ 2.2μF</td> <td rowspan="2">---</td> <td rowspan="2">---</td> <td rowspan="2">---</td> </tr> <tr> <td>100V~250V</td> <td>C ≥ 1.0μF</td> </tr> </tbody> </table>	Size	Dielectric	Rated voltage	Capacitance range	Rated vol.	D.F. ≤	Exception of D.F. ≤	0201	X5R/X6S	16V, 25V	C = 0.1μF	≥ 50V	≤ 7.5%	≤ 10% 0603 ≥ 0.1μF; 0805 ≥ 0.47μF; 1206 ≥ 4.7μF	16V	C ≥ 0.022μF	≤ 20% 1210 ≥ 6.8μF	0402	X7R/X5R/X6S	50V	C > 0.1μF	25V	≤ 7.5%	≤ 10% 0402 ≥ 0.047μF; 0603 ≥ 0.1μF; 0805 ≥ 0.33μF; 1206 ≥ 1μF; 1210 ≥ 4.7μF	10~25V	C ≥ 0.22μF	≤ 15% 0402 ≥ 0.068μF; 0603 ≥ 0.47μF; 1206 ≥ 4.7μF; 1210 ≥ 22μF		Y5V	16V	C ≥ 0.47μF	16V (C < 1.0μF)	≤ 10%	≤ 12.5% 0402 ≥ 0.068μF; 0603 ≥ 0.68μF	50V~100V	C > 0.22μF	≤ 20% 0402 ≥ 0.22μF	0603	X7R	50V	C > 0.1μF	16V (C ≥ 1.0μF)	≤ 12.5%	≤ 20% 0603 ≥ 2.2μF; 0805 ≥ 3.3μF; 1206 ≥ 10μF; 1210 ≥ 22μF; 1812 ≥ 47μF;	50V	C ≥ 1.0μF	≤ 30% 0402 ≥ 0.47μF		X5R/X7R/X6S/X7S	10V, 16V,	C ≥ 1.0μF	10V	≤ 20%	≤ 30%	16V	C ≥ 2.2μF	0805	X5R/X7R/X6S/X7S	100V	C ≥ 0.47μF	6.3V	≤ 30%	---	50V	C ≥ 1.0μF		Y5V	35V	C ≥ 2.2μF	---	---	---	10~25V	C ≥ 4.7μF	1206	X5R/X7R/X6S/X7S	100V	C > 1.0μF	---	---	---	50V	C = 4.7μF	1210	X5R/X7R/X6S/X7S	50V~100V	C ≥ 2.2μF	---	---	---	100V~250V	C ≥ 1.0μF																														
Size	Dielectric	Rated voltage	Capacitance range	Rated vol.	D.F. ≤	Exception of D.F. ≤																																																																																																																							
0201	X5R/X6S	16V, 25V	C = 0.1μF	≥ 50V	≤ 7.5%	≤ 10% 0603 ≥ 0.1μF; 0805 ≥ 0.47μF; 1206 ≥ 4.7μF																																																																																																																							
		16V	C ≥ 0.022μF			≤ 20% 1210 ≥ 6.8μF																																																																																																																							
0402	X7R/X5R/X6S	50V	C > 0.1μF	25V	≤ 7.5%	≤ 10% 0402 ≥ 0.047μF; 0603 ≥ 0.1μF; 0805 ≥ 0.33μF; 1206 ≥ 1μF; 1210 ≥ 4.7μF																																																																																																																							
		10~25V	C ≥ 0.22μF			≤ 15% 0402 ≥ 0.068μF; 0603 ≥ 0.47μF; 1206 ≥ 4.7μF; 1210 ≥ 22μF																																																																																																																							
	Y5V	16V	C ≥ 0.47μF	16V (C < 1.0μF)	≤ 10%	≤ 12.5% 0402 ≥ 0.068μF; 0603 ≥ 0.68μF																																																																																																																							
		50V~100V	C > 0.22μF			≤ 20% 0402 ≥ 0.22μF																																																																																																																							
0603	X7R	50V	C > 0.1μF	16V (C ≥ 1.0μF)	≤ 12.5%	≤ 20% 0603 ≥ 2.2μF; 0805 ≥ 3.3μF; 1206 ≥ 10μF; 1210 ≥ 22μF; 1812 ≥ 47μF;																																																																																																																							
		50V	C ≥ 1.0μF			≤ 30% 0402 ≥ 0.47μF																																																																																																																							
	X5R/X7R/X6S/X7S	10V, 16V,	C ≥ 1.0μF	10V	≤ 20%	≤ 30%																																																																																																																							
		16V	C ≥ 2.2μF																																																																																																																										
0805	X5R/X7R/X6S/X7S	100V	C ≥ 0.47μF	6.3V	≤ 30%	---																																																																																																																							
		50V	C ≥ 1.0μF																																																																																																																										
	Y5V	35V	C ≥ 2.2μF	---	---	---																																																																																																																							
		10~25V	C ≥ 4.7μF																																																																																																																										
1206	X5R/X7R/X6S/X7S	100V	C > 1.0μF	---	---	---																																																																																																																							
		50V	C = 4.7μF																																																																																																																										
1210	X5R/X7R/X6S/X7S	50V~100V	C ≥ 2.2μF	---	---	---																																																																																																																							
		100V~250V	C ≥ 1.0μF																																																																																																																										
		*I.R.: ≥10V, 1GΩ or 50 Ω-F whichever is smaller. Class II (X7R, X5R, X6S, X7S, Y5V)	<table border="1"> <thead> <tr> <th>Rated voltage</th> <th>Insulation Resistance</th> </tr> </thead> <tbody> <tr> <td>100V: All X7R; 1210 ≥ 3.3μF</td> <td rowspan="6">1GΩ or RxC ≥ 10 Ω-F whichever is smaller.</td> </tr> <tr> <td>50V: 0402 > 0.01μF; 0603 ≥ 1μF; 0805 ≥ 1μF; 1206 ≥ 4.7μF; 1210 ≥ 4.7μF</td> </tr> <tr> <td>35V: 0603 ≥ 1μF; 0805 ≥ 2.2μF; 1206 ≥ 2.2μF; 1210 ≥ 10μF</td> </tr> <tr> <td>25V: 0201 ≥ 0.1μF; 0402 ≥ 0.22μF; 0603 ≥ 2.2μF; 0805 ≥ 2.2μF; 1206 ≥ 10μF; 1210 ≥ 10μF</td> </tr> <tr> <td>16V: 0201 ≥ 0.1μF; 0402 ≥ 0.22μF; 0603 ≥ 1μF; 0805 ≥ 2.2μF; 1206 ≥ 10μF; 1210 ≥ 47μF</td> </tr> <tr> <td>10V: 0201 ≥ 47nF; 0402 ≥ 0.47μF; 0603 ≥ 0.47μF; 0805 ≥ 2.2μF; 1206 ≥ 4.7μF; 1210 ≥ 47μF</td> </tr> <tr> <td colspan="2">6.3V ; 4V ; TT series ; All X6S/X7S items; Size ≥ 1812</td> </tr> </tbody> </table>	Rated voltage	Insulation Resistance	100V: All X7R; 1210 ≥ 3.3μF	1GΩ or RxC ≥ 10 Ω-F whichever is smaller.	50V: 0402 > 0.01μF; 0603 ≥ 1μF; 0805 ≥ 1μF; 1206 ≥ 4.7μF; 1210 ≥ 4.7μF	35V: 0603 ≥ 1μF; 0805 ≥ 2.2μF; 1206 ≥ 2.2μF; 1210 ≥ 10μF	25V: 0201 ≥ 0.1μF; 0402 ≥ 0.22μF; 0603 ≥ 2.2μF; 0805 ≥ 2.2μF; 1206 ≥ 10μF; 1210 ≥ 10μF	16V: 0201 ≥ 0.1μF; 0402 ≥ 0.22μF; 0603 ≥ 1μF; 0805 ≥ 2.2μF; 1206 ≥ 10μF; 1210 ≥ 47μF	10V: 0201 ≥ 47nF; 0402 ≥ 0.47μF; 0603 ≥ 0.47μF; 0805 ≥ 2.2μF; 1206 ≥ 4.7μF; 1210 ≥ 47μF	6.3V ; 4V ; TT series ; All X6S/X7S items; Size ≥ 1812																																																																																																																
Rated voltage	Insulation Resistance																																																																																																																												
100V: All X7R; 1210 ≥ 3.3μF	1GΩ or RxC ≥ 10 Ω-F whichever is smaller.																																																																																																																												
50V: 0402 > 0.01μF; 0603 ≥ 1μF; 0805 ≥ 1μF; 1206 ≥ 4.7μF; 1210 ≥ 4.7μF																																																																																																																													
35V: 0603 ≥ 1μF; 0805 ≥ 2.2μF; 1206 ≥ 2.2μF; 1210 ≥ 10μF																																																																																																																													
25V: 0201 ≥ 0.1μF; 0402 ≥ 0.22μF; 0603 ≥ 2.2μF; 0805 ≥ 2.2μF; 1206 ≥ 10μF; 1210 ≥ 10μF																																																																																																																													
16V: 0201 ≥ 0.1μF; 0402 ≥ 0.22μF; 0603 ≥ 1μF; 0805 ≥ 2.2μF; 1206 ≥ 10μF; 1210 ≥ 47μF																																																																																																																													
10V: 0201 ≥ 47nF; 0402 ≥ 0.47μF; 0603 ≥ 0.47μF; 0805 ≥ 2.2μF; 1206 ≥ 4.7μF; 1210 ≥ 47μF																																																																																																																													
6.3V ; 4V ; TT series ; All X6S/X7S items; Size ≥ 1812																																																																																																																													
		* Before initial measurement (Class II only): To apply de-aging at 150°C for 1hr then set for 24±2 hrs at room temp. * Cap. / DF(Q) / I.R. Measurement to be made after de-aging at 150°C for 1hr then set for 24±2 hrs at room temp. * De-rating conditions:																																																																																																																											

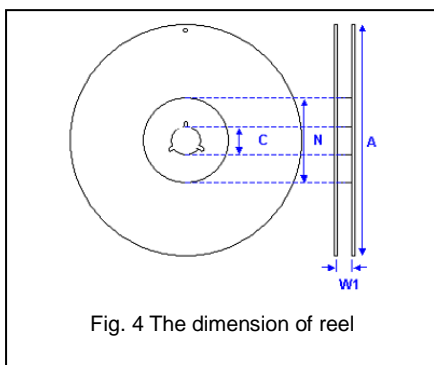
Multilayer Ceramic Capacitors

APPENDIXES

■ Tape & reel dimensions



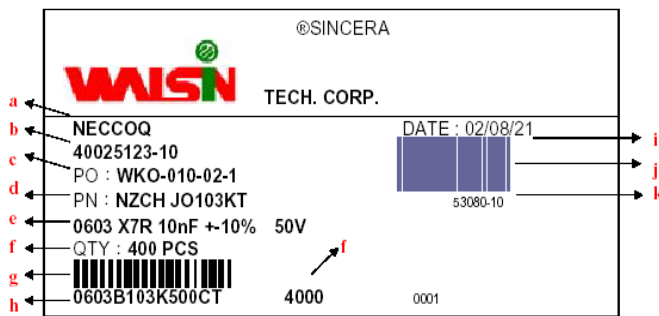
Size	0402	0603	0805			1206			1210	1808	1812	1825	2220		2225				
Thickness	N,E	S,X	A,H	B,T	D,I	B,T	C,J,D	G,P	C,D,G,K	M	D,F,G,K	D,F,G,K	M,U	K	M,U	K	M,U		
A ₀	0.70 +/-0.20	1.05 +/-0.30	1.50 +/-0.20	1.50 +/-0.20	< 1.80	1.90 +/-0.50	< 2.00	< 2.30	< 3.05	< 3.20	< 2.50	< 3.90	< 3.90	< 6.80	< 6.80	< 5.80	< 5.80	< 6.80	< 6.80
B ₀	1.20 +/-0.30	1.80 +/-0.30	2.30 +/-0.20	2.30 +/-0.20	< 2.70	3.50 +/-0.50	< 3.70	< 4.00	< 3.80	< 4.00	< 5.30	< 5.30	< 5.30	< 5.30	< 5.30	< 6.50	< 6.50	< 6.50	< 6.50
T	≤ 0.80	≤ 1.20	≤ 1.15	≤ 1.20	0.23 +/-0.1	≤ 1.20	0.23 +/-0.1	0.23 +/-0.1	0.23 +/-0.1	0.23 +/-0.1	0.25 +/-0.1	0.25 +/-0.1	0.25 +/-0.1	0.30 +/-0.1	0.30 +/-0.1	0.30 +/-0.1	0.30 +/-0.1	0.30 +/-0.1	0.30 +/-0.1
K ₀	-	-	-	-	< 2.50	-	< 2.50	< 2.50	< 2.50	< 3.20	< 2.50	< 2.50	< 3.50	< 2.50	< 3.50	< 2.50	< 3.50	< 2.50	< 3.50
W	8.00 +/-0.30	8.00 +/-0.30	8.00 +/-0.30	8.00 +/-0.30	8.00 +/-0.30	8.00 +/-0.30	8.00 +/-0.30	8.00 +/-0.30	8.00 +/-0.30	8.00 +/-0.30	12.00 +/-0.30	12.00 +/-0.30	12.00 +/-0.30	12.00 +/-0.30	12.00 +/-0.30	12.00 +/-0.30	12.00 +/-0.30	12.00 +/-0.30	12.00 +/-0.30
P ₀	4.00 +/-0.10	4.00 +/-0.10	4.00 +/-0.10	4.00 +/-0.10	4.00 +/-0.10	4.00 +/-0.10	4.00 +/-0.10	4.00 +/-0.10	4.00 +/-0.10	4.00 +/-0.10	4.00 +/-0.10	4.00 +/-0.10	4.00 +/-0.10	4.00 +/-0.10	4.00 +/-0.10	4.00 +/-0.10	4.00 +/-0.10	4.00 +/-0.10	4.00 +/-0.10
10xP ₀	40.00 +/-0.10	40.00 +/-0.20	40.00 +/-0.20	40.00 +/-0.20	40.00 +/-0.20	40.00 +/-0.20	40.00 +/-0.20	40.00 +/-0.20	40.00 +/-0.20	40.00 +/-0.20	40.00 +/-0.20	40.00 +/-0.20	40.00 +/-0.20	40.00 +/-0.20	40.00 +/-0.20	40.00 +/-0.20	40.00 +/-0.20	40.00 +/-0.20	40.00 +/-0.20
P ₁	2.00 +/-0.05	4.00 +/-0.10	4.00 +/-0.10	4.00 +/-0.10	4.00 +/-0.10	4.00 +/-0.10	4.00 +/-0.10	4.00 +/-0.10	4.00 +/-0.10	4.00 +/-0.10	4.00 +/-0.10	8.00 +/-0.10	8.00 +/-0.10	8.00 +/-0.10	8.00 +/-0.10	8.00 +/-0.10	8.00 +/-0.10	8.00 +/-0.10	8.00 +/-0.10
P ₂	2.00 +/-0.05	2.00 +/-0.05	2.00 +/-0.05	2.00 +/-0.05	2.00 +/-0.05	2.00 +/-0.05	2.00 +/-0.05	2.00 +/-0.05	2.00 +/-0.05	2.00 +/-0.05	2.00 +/-0.05	2.00 +/-0.10	2.00 +/-0.10	2.00 +/-0.10	2.00 +/-0.10	2.00 +/-0.10	2.00 +/-0.10	2.00 +/-0.10	2.00 +/-0.10
D ₀	1.50 +0.1/-0	1.50 +0.1/-0	1.50 +0.1/-0	1.50 +0.1/-0	1.50 +0.1/-0	1.50 +0.1/-0	1.50 +0.1/-0	1.50 +0.1/-0	1.50 +0.1/-0	1.50 +0.1/-0	1.50 +0.1/-0	1.50 +0.1/-0	1.50 +0.1/-0	1.50 +0.1/-0	1.50 +0.1/-0	1.50 +0.1/-0	1.50 +0.1/-0	1.50 +0.1/-0	1.50 +0.1/-0
D ₁	-	-	-	-	1.00 +/-0.10	1.00 +/-0.10	1.00 +/-0.10	1.00 +/-0.10	1.00 +/-0.10	1.00 +/-0.10	1.00 +/-0.10	1.50 +/-0.10	1.50 +/-0.10	1.50 +/-0.10	1.50 +/-0.10	1.50 +/-0.10	1.50 +/-0.10	1.50 +/-0.10	1.50 +/-0.10
E	1.75 +/-0.10	1.75 +/-0.10	1.75 +/-0.10	1.75 +/-0.10	1.75 +/-0.10	1.75 +/-0.10	1.75 +/-0.10	1.75 +/-0.10	1.75 +/-0.10	1.75 +/-0.10	1.75 +/-0.10	1.75 +/-0.10	1.75 +/-0.10	1.75 +/-0.10	1.75 +/-0.10	1.75 +/-0.10	1.75 +/-0.10	1.75 +/-0.10	1.75 +/-0.10
F	3.50 +/-0.05	3.50 +/-0.05	3.50 +/-0.05	3.50 +/-0.05	3.50 +/-0.05	3.50 +/-0.05	3.50 +/-0.05	3.50 +/-0.05	3.50 +/-0.05	3.50 +/-0.05	3.50 +/-0.05	5.50 +/-0.10	5.50 +/-0.10	5.50 +/-0.05	5.50 +/-0.05	5.50 +/-0.05	5.50 +/-0.05	5.50 +/-0.05	5.50 +/-0.05



Size	0402, 0603, 0805, 1206, 1210			1808 to 2225
Reel size	7"	10"	13"	7"
C	13.0+0.5/-0.2	13.0+0.5/-0.2	13.0+0.5/-0.2	13.0+0.5/-0.2
W ₁	8.4+1.5/-0	8.4+1.5/-0	8.4+1.5/-0	12.4+2.0/-0
A	178.0±1.0	250.0±1.0	330.0±1.0	178.0±1.00
N	60.0+1.0/-0	100.0±1.0	100±1.0	60.0+1.0/-0

Multilayer Ceramic Capacitors

Example of customer label



- a. Customer name
- b. WTC order series and item number
- c. Customer P/O
- d. Customer P/N
- e. Description of product
- f. Quantity
- g. Bar code including quantity & WTC P/N or customer
- h. WTC P/N
- i. Shipping date
- j. Order bar code including series and item numbers
- k. Serial number of label

*Customized label is available upon request

Constructions

No.	Name	NPO	X7R, X5R, Y5V
①	Ceramic material	CaZrO ₃ based	BaTiO ₃ based
②	Inner electrode	Ni	
③	Termination	Inner layer	Cu + Ag Polymer
④		Middle layer	Ni
⑤		Outer layer	Sn

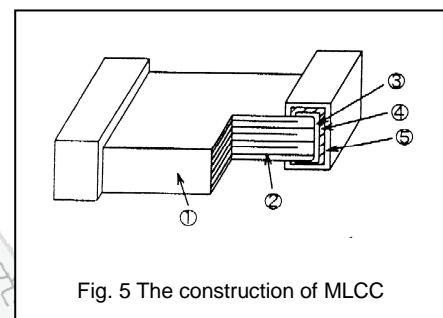


Fig. 5 The construction of MLCC

Storage and handling conditions

- (1) To store products at 5 to 40°C ambient temperature and 20 to 70% related humidity conditions.
- (2) The product is recommended to be used within one year after shipment. Check solderability in case of shelf life extension is needed.

Cautions:

- a. The corrosive gas reacts on the terminal electrodes of capacitors, and results in the poor solderability. Do not store the capacitors in the ambience of corrosive gas (e.g., hydrogen sulfide, sulfur dioxide, chlorine, ammonia gas etc.)
- b. In corrosive atmosphere, solderability might be degraded, and silver migration might occur to cause low reliability.
- c. Due to the dewing by rapid humidity change, or the photochemical change of the terminal electrode by direct sunlight, the solderability and electrical performance may deteriorate. Do not store capacitors under direct sunlight or dewing condition. To store products on the shelf and avoid exposure to moisture.

Caution for SOFT TERMINATION Products

Since the middle layer of the terminal electrode contains Ag (silver), when chip capacitors on printed circuit board (PCB), it should be protected by moisture proof-sealing to prevent electromigration of Ag under high temperature, high humidity and failure due to corrosive gas.

Multilayer Ceramic Capacitors

Recommended soldering conditions

The lead-free termination MLCCs are not only to be used on SMT against lead-free solder paste, but also suitable against lead-containing solder paste. If the optimized solder joint is requested, increasing soldering time, temperature and concentration of N₂ within oven are recommended.

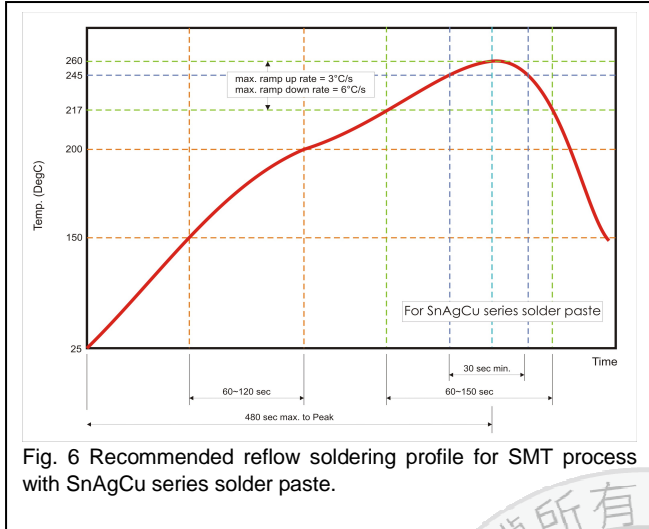


Fig. 6 Recommended reflow soldering profile for SMT process with SnAgCu series solder paste.

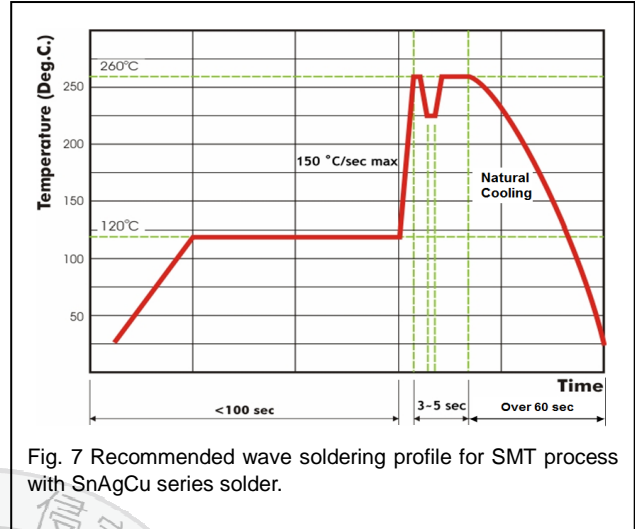


Fig. 7 Recommended wave soldering profile for SMT process with SnAgCu series solder.

