


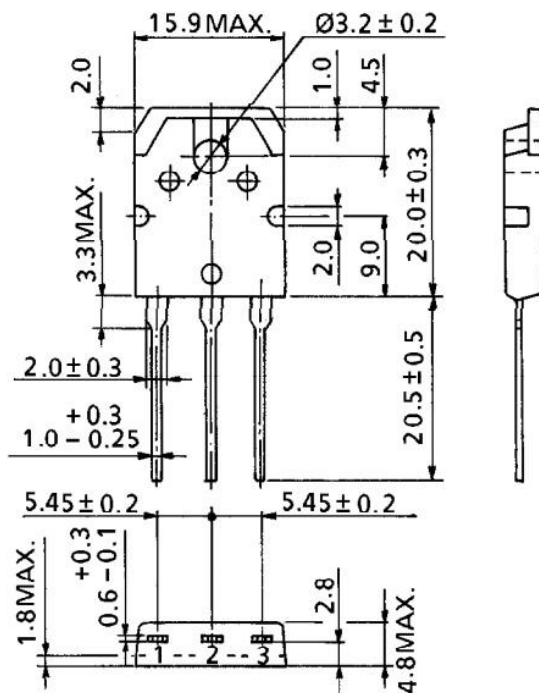
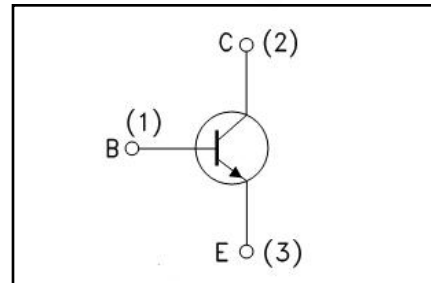
◆ Features:

- ◇ High efficiency, low deviation  
高效率, 低偏差
- ◇ Small input impedance, low consumption of power  
输入阻抗小, 功耗低
- ◇ Resistant of high temperature, high humidity  
抗高温、高湿
- ◇ Good stability, reliability  
稳定性好, 可靠性高



◆ Applications

- ◇ Audio amplifier  
音频放大器
- ◇ Switching applications  
开关应用
- ◇ Complement to Type TIP36C(PNP)  
与 TIP36C(PNP)互补应用
- ◇ Recommend for 125W high fidelity audio frequency amplifier output stage applications  
推荐用于 125W 高保真音频放大器输出级应用



## ◆ Absolute Maximum Ratings (Tc=25°C)

Symbol	Parameters	Ratings	Unit
VCBO	Collector-Base Voltage 集电极 - 基极电压	150	V
VCEO	Collector-Emitter Voltage 集电极 - 发射极电压	120	V
VEBO	Emitter-Base Voltage 发射极 - 基极电压	7	V
I <sub>c</sub>	Collector Current-Continuous 集电极连续电流	11	A
I <sub>B</sub>	Base Current-Continuous 基极连续电流	1	A
PC	Collector Power Dissipation 耗散功率	125	W
T <sub>j</sub>	Max. Operating junction temperature 最大结温	150	°C
T <sub>stg</sub>	Storage Temperature 存储温度	-65 ~ +150	°C

**◆ Electrical characteristics** (T<sub>c</sub>=25°C unless otherwise noted)

Symbol	Parameters	Min	Typ	Max	Units	Conditions
I <sub>CBO</sub>	Collector Cutoff Current 集电极截止电流	--	--	<b>1.0</b>	μA	V <sub>CE</sub> =220V, I <sub>B</sub> =0
I <sub>EBO</sub>	Emitter Cutoff Current 发射极截止电流	--	--	<b>1.0</b>	μA	V <sub>EB</sub> =10V, I <sub>C</sub> =0
BV <sub>CEO</sub>	Collector Emitter Sustaining voltage(Note 1) 集电极发射极持续电压	<b>120</b>	--	--	V	I <sub>C</sub> =50mA, I <sub>B</sub> =0
V <sub>CE(sat)</sub>	Collector Emitter Saturation Voltage(Note 1) 集电极发射极饱和电压	--	--	<b>1.5</b>	V	I <sub>C</sub> =8A, I <sub>B</sub> =0.8A
h <sub>FE</sub>	DC Current Gain(Note 1) 直流电流增益	<b>80</b>	--	<b>160</b>		I <sub>C</sub> =1A, V <sub>CE</sub> =5V
f <sub>T</sub>	Current-Gain—Bandwidth 电流增益带宽	<b>10</b>	--	--	MHz	V <sub>CE</sub> =5V, I <sub>C</sub> =1A, f=1MHz

Note 1: Pulse test: PW ≤ 300us , duty cycle ≤ 2%.