


DFN0603 Plastic-Encapsulate Diodes Schottky Barrier Diode

Green Product

Absolute Maximum Ratings $T_A = 25^\circ\text{C}$ unless otherwise noted

Symbol	Parameter	Value	Units
P_D	Power Dissipation	100	mW
T_{STG}	Storage Temperature Range	-55 to +125	$^\circ\text{C}$
T_J	Operating Junction Temperature	+125	$^\circ\text{C}$
V_{RRM}	Repetitive Peak Reverse Voltage	30	V
I_o	Average Rectified Output Current	100	mA
I_{FSM}	Peak Forward Surge Current (At 8.3ms single half sine-wave)	0.5	A

These ratings are limiting values above which the serviceability of the diode may be impaired.




DFN0603



Specification Features:

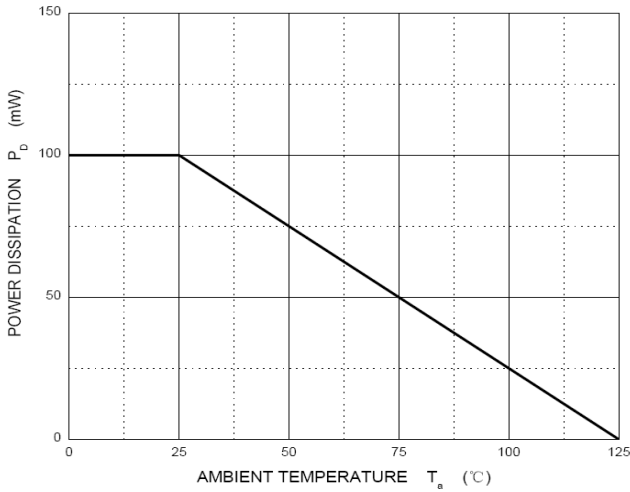
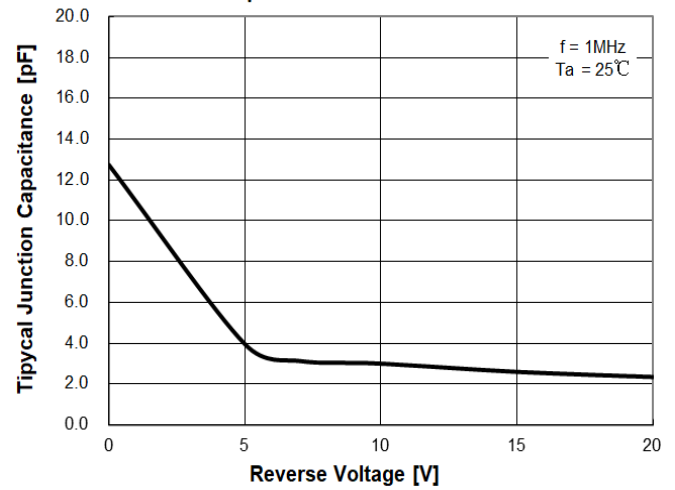
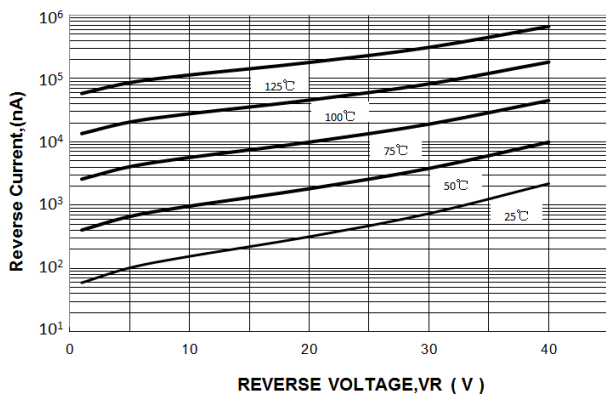
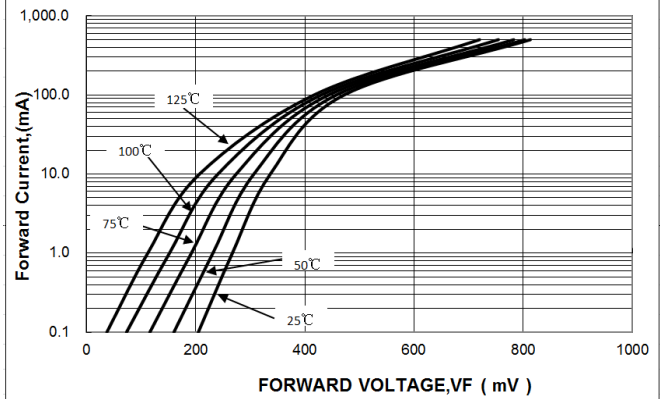
- § Small surface mounting type
- § Low reverse current and low forward voltage
- § RoHS Compliant
- § Green EMC
- § Matte Tin(Sn) Lead Finish
- § Band Indicates Cathode
- § Weight: approx. 0.24mg

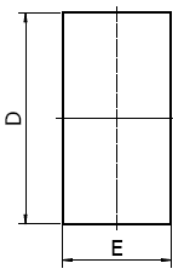
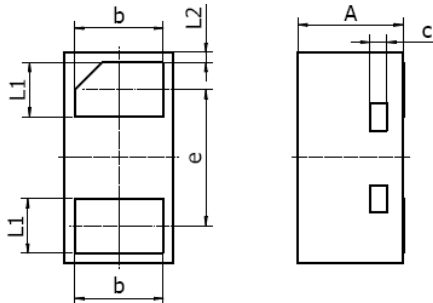
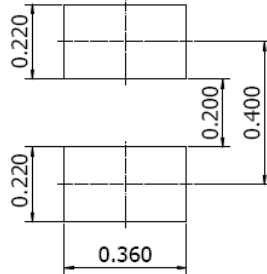
DEVICE MARKING CODES:

Device Type	Marking	Shipping
DS521-30EAA02	-  +	10,000/Reel

Electrical Characteristics ($T_A = 25^\circ\text{C}$ unless otherwise noted)

Symbol	Parameter	Test Condition	Limits		Unit
			Min	Max	
B_V	Breakdown Voltage	$I_R=50\mu\text{A}$	30		Volts
I_R	Reverse Leakage Current	$V_R=10\text{V}$ $V_R=30\text{V}$		10 50	μA
V_F	Forward Voltage	$I_F=10\text{mA}$ $I_F=100\text{mA}$		0.38 0.60	Volts

RATING AND CHARACTERISTIC CURVES
Power Derating Curve

Capacitance Characteristics

TYPICAL REVERSE CHARACTERISTICS

TYPICAL FORWARD VOLTAGE CHARACTERISTICS


DFN0603 Package Outline

Suggested Pad Layout


DIM	MILLIMETERS		INCHES	
	MIN	MAX	MIN	MAX
A	0.27	0.35	0.011	0.013
D	0.57	0.67	0.022	0.026
E	0.27	0.37	0.011	0.015
b	0.225	0.295	0.009	0.012
c	0.050REF		0.002REF	
e	0.365	0.435	0.014	0.017
L1	0.125	0.195	0.005	0.008
L2	0.030REF		0.001REF	

NOTICE

The information presented in this document is for reference only. Tak Cheong reserves the right to make changes without notice for the specification of the products displayed herein.

The product listed herein is designed to be used with ordinary electronic equipment or devices, and not designed to be used with equipment or devices which require high level of reliability and the malfunction of which would directly endanger human life (such as medical instruments, transportation equipment, aerospace machinery, nuclear-reactor controllers, fuel controllers and other safety devices), Tak Cheong Semiconductor Co., Ltd., or anyone on its behalf, assumes no responsibility or liability for any damages resulting from such improper use of sale.

This publication supersedes & replaces all information previously supplied. For additional information, please visit our website <http://www.takcheong.com>, or consult your nearest Tak Cheong's sales office for further assistance.