

Test Probe

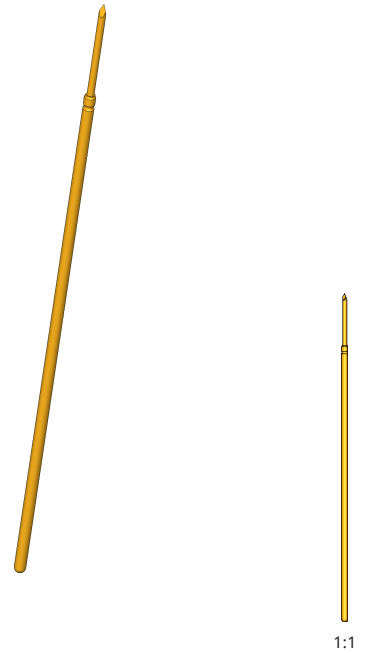
GKS-050 277 050 A 2000

Item GKS-050-0099



- Well-established test probes for contacting PCBs
- For optimal contact to the test points (e.g. pads, vias, and pins), various tip styles with various diameters and finishes are available.
- Various spring forces available as well as versions with stainless steel springs suitable for high temperatures
- Used for setting the optimum stroke conditions in the test fixture, various installation heights can be achieved by combining test probes and receptacles

INGUN SELECTION



Test Probe

GKS-050 277 050 A 2000

Item GKS-050-0099



GO TO PRODUCT

ingun[®]

Partner for Future Technology

General data

Product group	ICT / FCT (in-circuit test and function test)
Sub-product group	Standard stroke test probe
Series	GKS-050
Grid	1.27 mm [50 mil]
Contacting from	Pad, via
Magnetic	Yes
Installation type	Plug-in
Quick-exchange system	Yes
Adjustable installation height	No
Non-rotating	No
Compatible receptacle(s)	KS-050
Min. temperature	- 40 °C [- 104 °F]
Max. temperature	+ 80 °C [+ 176 °F]
RoHS-compliant	Yes

Electrical data

Current load capacity / rated current	2 A
Typical resistance (Ri)	<20 mOhm

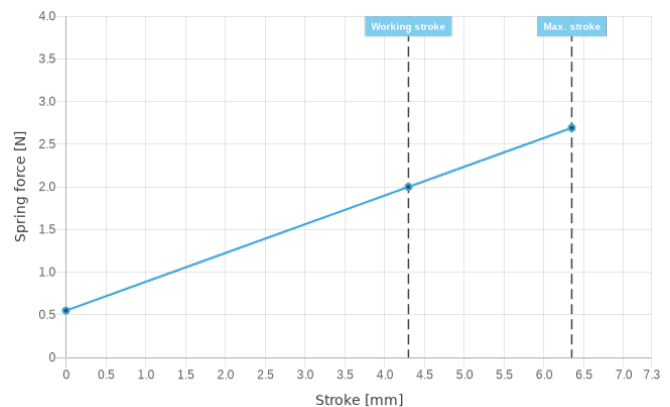
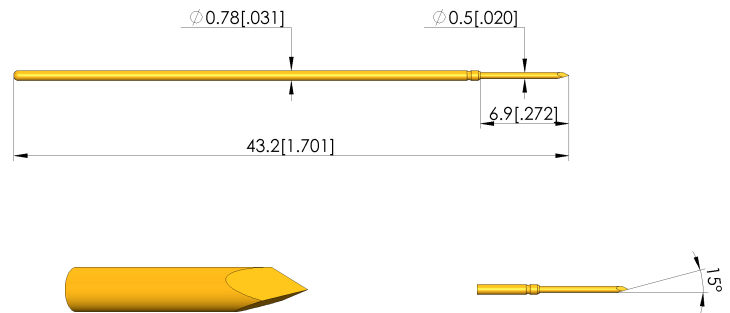
Mechanical data

Total length	43.2 mm [1.70 in]
Barrel diameter	0.78 mm [.030 in]
Maximum stroke	6.35 mm [.25 in]
Spring pre-load	0.74 N [2.66 ozf]
Collar height	00
Spring force at working stroke	2 N [7.19 ozf]
Recommended working stroke	4.3 mm [.169 in]

Tip style data

Tip style	77 dagger, aggressive version
Tip diameter	0.5 mm [.019 in]
Tip style surface	A gold
Tip style material	2 steel

INGUN SELECTION



INGUN Prüfmittelbau GmbH

Max-Stromeyer-Straße 162
78467, Constance, Germany
Phone +49 7531 8105-0
Customer hotline +49 7531 8105-888
Fax +49 7531 8105-65
info@ingun.com



Prices and delivery times on request.
Technical changes reserved. 11/22 EN

Weitere Informationen zum Thema
ICT/FCT Test probes

