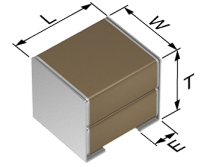


CKG57NX7T2E335M500JH



**TDK item description** CKG57NX7T2E335MT\*\*\*\*

<b>Applications</b>	Commercial Grade Please refer to Part No. <a href="#">CKG57NX7T2E335M500J</a> for Automotive use.
<b>Feature</b>	Mid Voltage (100 to 630V) MEGACAP Type
<b>Series</b>	CKG57N(5750) [EIA 2220]
<b>Status</b>	Production



Size	
Length(L)	6.00mm ±0.50mm
Width(W)	5.00mm ±0.50mm
Thickness(T)	5.00mm ±0.50mm
Metal-Frame Width(E)	1.60mm ±0.30mm
Recommended Land Pattern (PA)	3.90mm to 4.30mm
Recommended Land Pattern (PB)	1.50mm to 2.00mm
Recommended Land Pattern (PC)	4.50mm to 5.00mm

Electrical Characteristics	
Capacitance	3.3μF ±20%
Rated Voltage	250VDC
Temperature Characteristic	X7T(+22,-33%)
Dissipation Factor (Max.)	2.5%
Insulation Resistance (Min.)	151MΩ

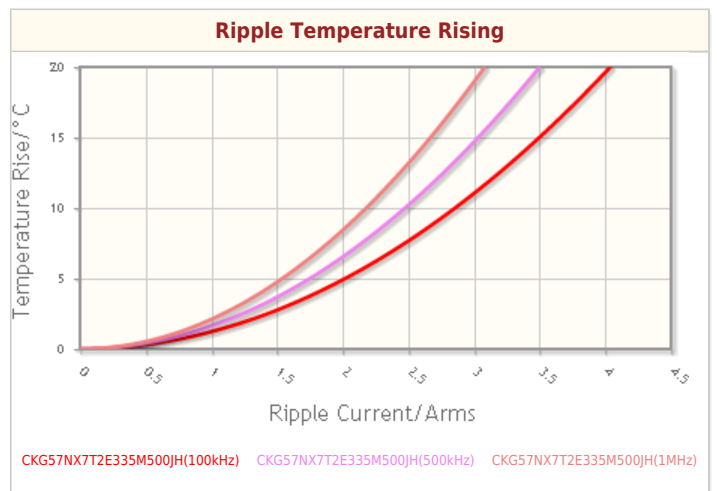
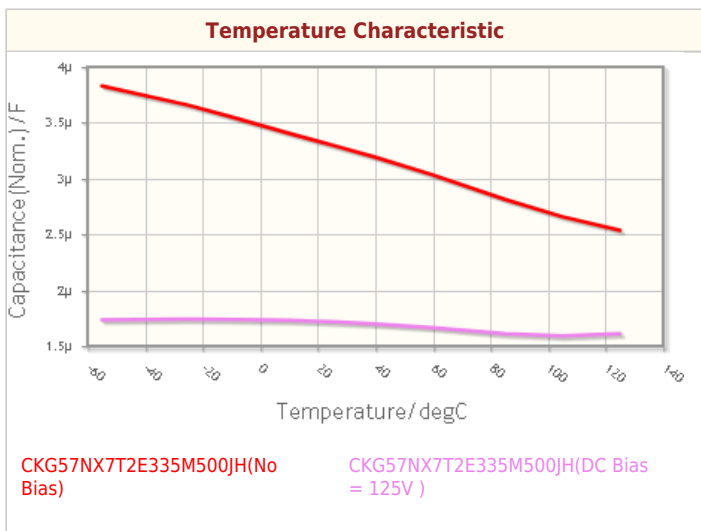
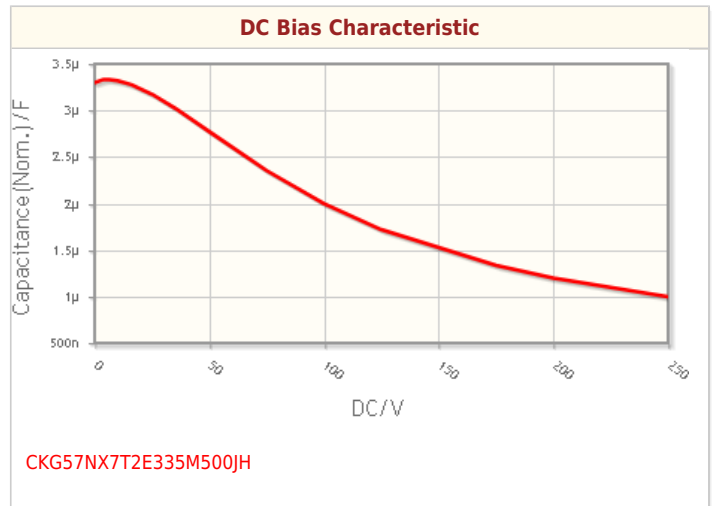
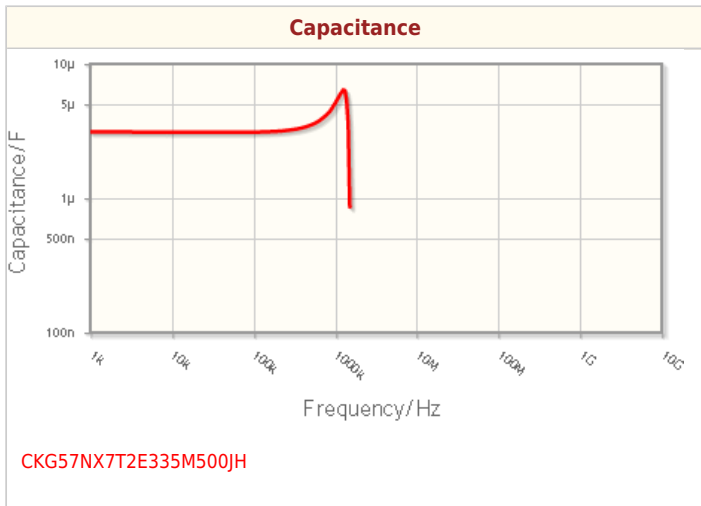
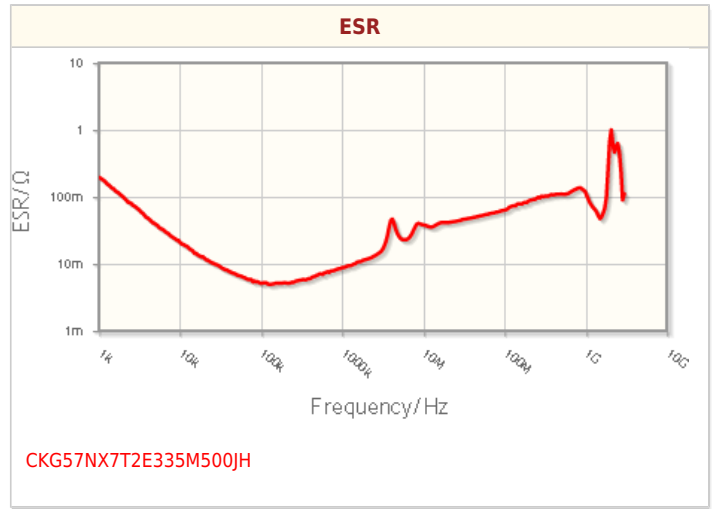
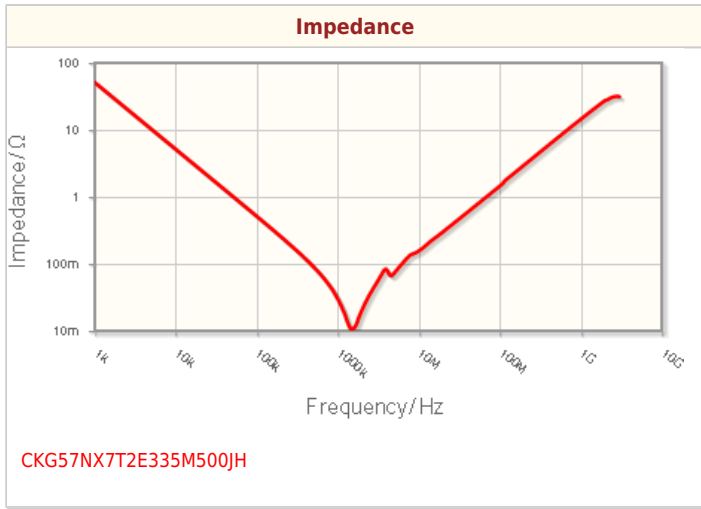
Other	
Soldering Method	Reflow
AEC-Q200	No
Packing	Blister (Plastic)Taping [330mm Reel]
Package Quantity	1000pcs

! Images are for reference only and show exemplary products.  
 ! This PDF document was created based on the data listed on the TDK Corporation website.  
 ! All specifications are subject to change without notice.

CKG57NX7T2E335M500JH



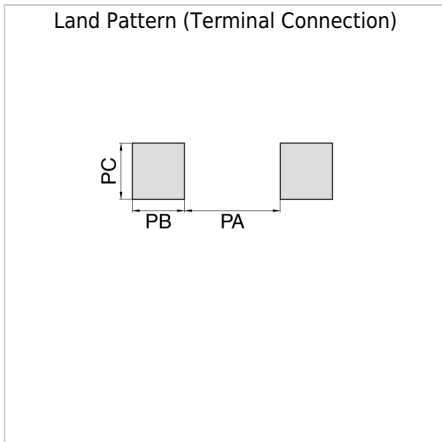
Characteristic Graphs(This is reference data, and does not guarantee the products characteristics.)



! Images are for reference only and show exemplary products.  
! This PDF document was created based on the data listed on the TDK Corporation website.  
! All specifications are subject to change without notice.



## Associated Images



! Images are for reference only and show exemplary products.  
! This PDF document was created based on the data listed on the TDK Corporation website.  
! All specifications are subject to change without notice.