

## 特点 Features

- 常规通用  
General purpose
- 安装方便  
Easy to install



## 应用 Applications

- 用于各种电子设备和电子测量仪器  
For electronic equipments and measuring instruments

## 技术参数 Technical Data

额定电压 Rated Voltage	250VAC
工作频率 Operating Frequency	50/60Hz
额定电流 Rated Current	1A-200A
耐压试验:(一分钟) Test Voltage (1min)	1500VDC (line/line) 1500VAC (line/ground)
气候类别 Climatic Category	25/085/21

型号 Model	端子方式 Terminal		额定电流 Rated Current (A)	接地电容量 Ground Capacitance (nF)	泄漏电流 Leakage Current ≤(mA)	放电电阻 Discharge Resistance (M $\Omega$ )	电路图 Circuit Diagram fig.	外形尺寸 Dimension fig. 见附录(36页) See appendix P36
	入 Input	出 Output						
DL-1D3	⏏	⏏	1	4.7	0.8		2	B1
DL-2D1	⏏	⏏	2	3.3	0.5		1	A1
DL-3D1	⏏	⏏	3	3.3	0.5		1	A1
DL-3D3	⏏	⏏	3	3.3	0.5		1	B1
DL-6D1	⏏	⏏	6	3.3	0.5		1	A2
DL-6D11	⏏	⏏	6	3.3	0.5		1	A1
DL-6D3	⏏	⏏	6	3.3	0.5		1	B1
DL-10D	⏏	⏏	10	3.3	0.5	1.5	3	A2
DL-15D1	⏏	⏏	15	3.3	0.5	1.5	2	A2

型号 Model	端子方式 Terminal		额定电流 Rated Current (A)	接地电容量 Ground Capacitance (nF)	泄漏电流 Leakage Current $\leq$ (mA)	放电电阻 Discharge Resistance (M $\Omega$ )	电路图 Circuit Diagram fig.	外形尺寸 Dimension fig. 见附录 (77页) See appendix P77
	入 Input	出 Output						
DL-15D3			15	3.3	0.5	1.5	2	B2
DL-20D11			20	4.7	0.8	0.44	2	D1
DL-20D3			20	3.3	0.5	1.5	2	B2
DL-25D1			25	3.3	0.5	1.5	2	D1
DL-30D1			30	3.3	0.5	1.5	2	D1
DL-35D3			35	4.7	0.8	1.5	2	E2
DL-50D3			50	4.7	0.8	1.5	2	E2
DL-60D3			60	4.7	0.8	1.5	2	E2
DL-100D3			100	6.8	1.0	1.5	2	E4
DL-120D3			120	6.8	1.0	1.5	2	E4
DL-150D1			150	6.8	1.0	1.5	2	G7
DL-150D3			150	6.8	1.0	1.5	2	E4
DL-200D1			200	6.8	1.0	1	2	G4
DL-1DX13			1	2.2	0.5		1	AX2
DL-1DX16			1	5.0	0.8		5	AX1
DL-1DX31			1	4.7	0.8		2	BX1
DL-3DX31			3	2.2	0.5		1	BX1
DL-6DX1			6	2.2	0.5		1	AX3
DL-10DX1			10	2.2	0.5		1	AX3
DL-20DX1			20	3.3	0.5	1.5	2	AX4
DL-3DT			3	3.3	0.5	1.5	4	I1
DL-6DT			6	3.3	0.5	1.5	4	I1
DL-8DT			8	6.8	1.0	0.15	4	I2
DL-10DT			10	4.7	0.8	0.47	3	I3
DL-16DT			16	22	2.0	0.68	3	I4

电原理图 Typical Circuit Diagram




fig.1




fig.2

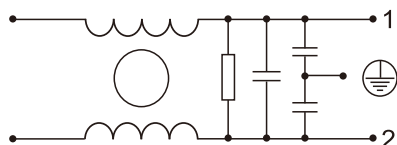


fig.3

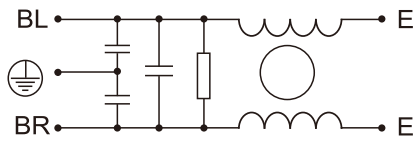


fig.4

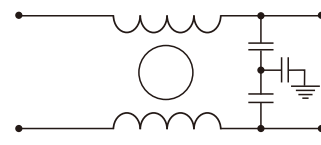
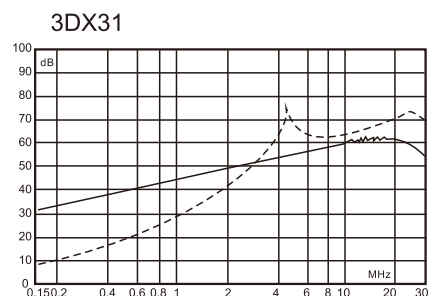
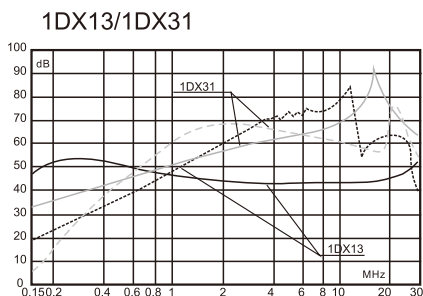
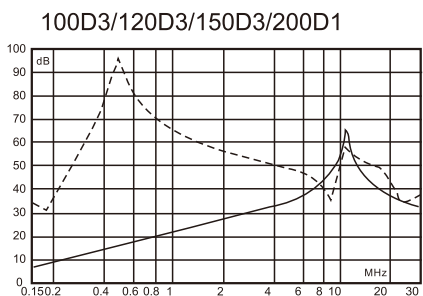
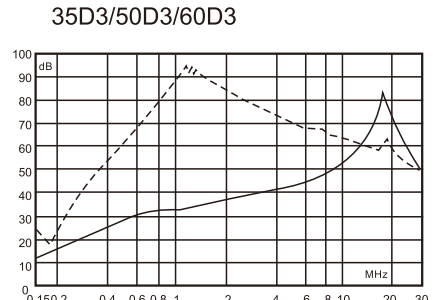
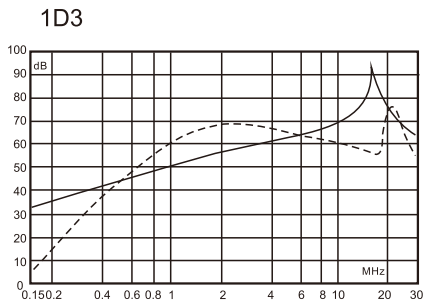
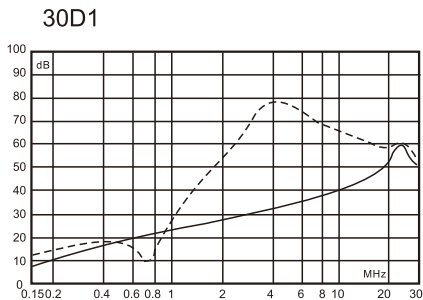
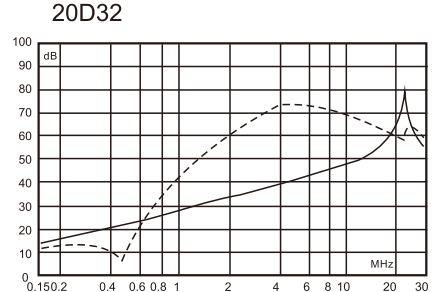
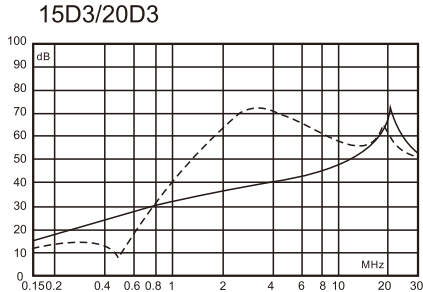
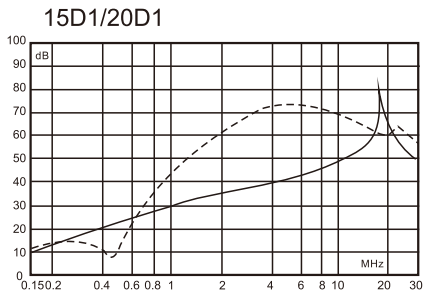
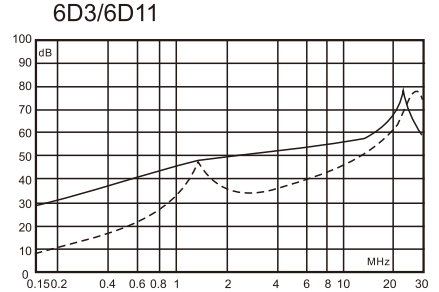
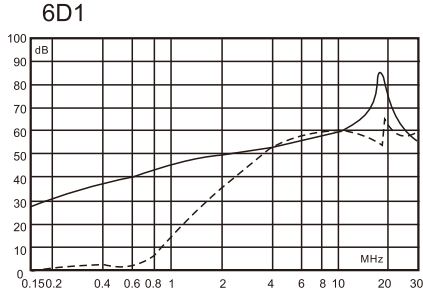
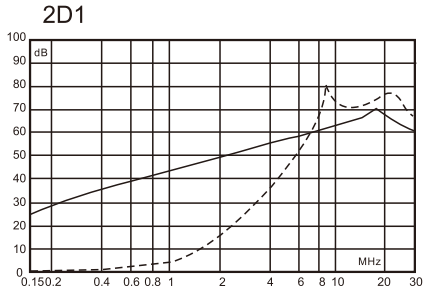


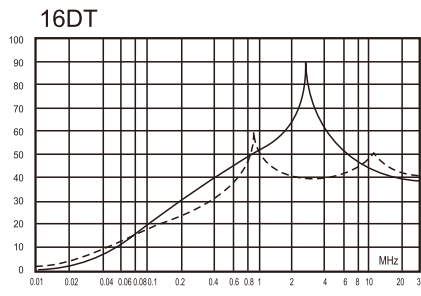
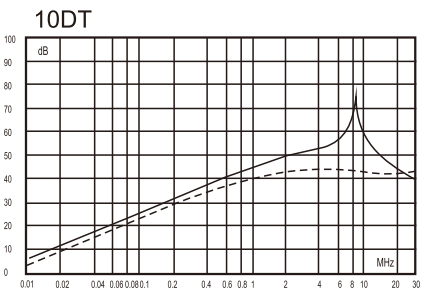
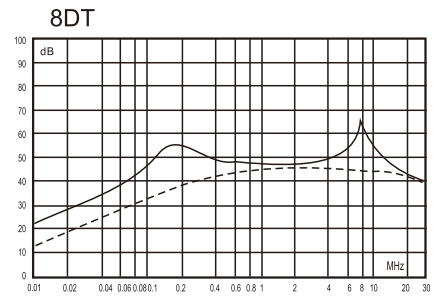
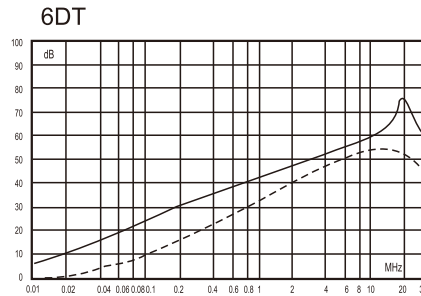
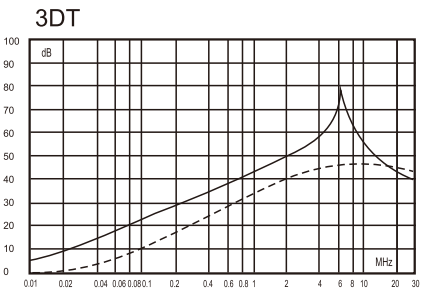
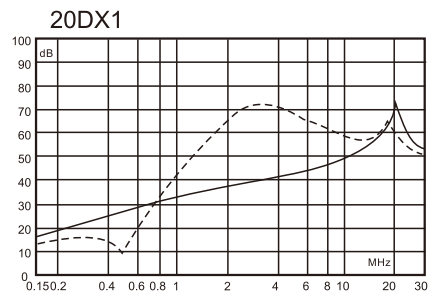
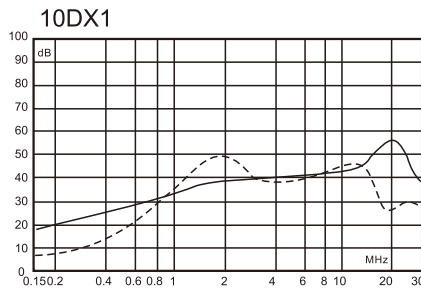
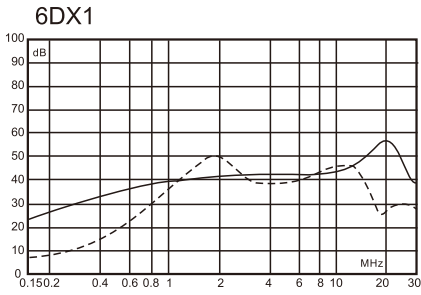
fig.5



插入损耗 Insertion Loss in dB

(50 Ω 测量系统, IEC/CISPR No. 17 号出版物 Measured in 50 Ω system, as IEC/CISPR No. 17)





—— 共模(Common Mode)  
 - - - - 差模(Differential Mode)