



Fang cheng Electronics(Dong guan) Co,LTD
SPECIFICATION FOR APPROVAL

CUSTOMER:

Part Number : Ultrafine Crystal common-mode inductor

CUSTOMER Number: 超微晶共模电感

CUSTOMER Part :

Fangcheng part : FC-SLF1812-202Y/6A

DATE: 2021-7-8

REV: 02



made in fangcheng:

CUSTOMER APPROD:

prepad	checd	Approd

prepad	checd	Approd

THE INFORMATION CONTAINED IN THIS DOCUMENT IS OF A PROPRIETARY NATURE AND IS INTENDED TO BE KEPT CONFIDENTIAL BETWEEN THE SENDER AND THE INTENDED RECIPIENT. IT MAY NOT BE REPRODUCED OR USED WITHOUT EXPRESS WRITTEN PERMISSION OF FC TECHNOLOGIES, OR FC



方成电子(东莞)有限公司

Tel: +86 0769-82988010

Fax: +86 0769-82988065

E-mail: yhl@fangchengcoils.com

URL: www.fangchengcoils.com

Address: Building 3, Jinmei Technology Park, No.16 Huanchang West Road, Changping Town, Dongguan City

Fangcheng Electronics (China-Taiwan)

Address: No. 31, MRT Road, Zhonghe District, New Taipei City

Tel: +8869-983491379



本文件中包含的信息具有专有性质，旨在对发件人和目标收件人之间保密。未经方成(FC)技术或FC明确书面许可，不得复制或提供给第三方使用，TKS

Notice of Use

For the parameters not prescribed in the *Specification for Approval*, please refer to the following standards or the relative industry standards.

1. Product in packing storage condition : temperature 540, RH70%.
2. A storage of - F C -Electronic products for longer than 12 months is not recommended, Within other effects, the terminals may suffer degradation, resulting in bad solderability. Therefore, all products shall be used within the period of 12 months based on the day of shipment.
3. Do not keep products in unsuitable storage conditions, such as areas susceptible to high temperatures, high humidity, dust or corrosion.
- 4 Always handle products with care.
- 5 Don't touch electrodes directly with bare hands as oil secretions may inhibit soldering. Always ensure optimum conditions for soldering.
- 6 When this product will be used on a similar or new project to the original one, sometimes it might be unable to satisfy the specifications due to different condition of usage.
- 7 This inductor itself does not have any protective function in abnormal condition, such as overload, short-circuit, open-circuit conditions, etc. Therefore, it shall be confirmed that there is no risk of smoke, fire, dielectric withstand voltage, insulation resistance, etc., or use in abnormal conditions protective devices or protection circuit in the end product.
- 8 Hi-Pot test with higher voltage than spec value will damage insulating material and shorten its life.

IPC 020D Joint Industry standard

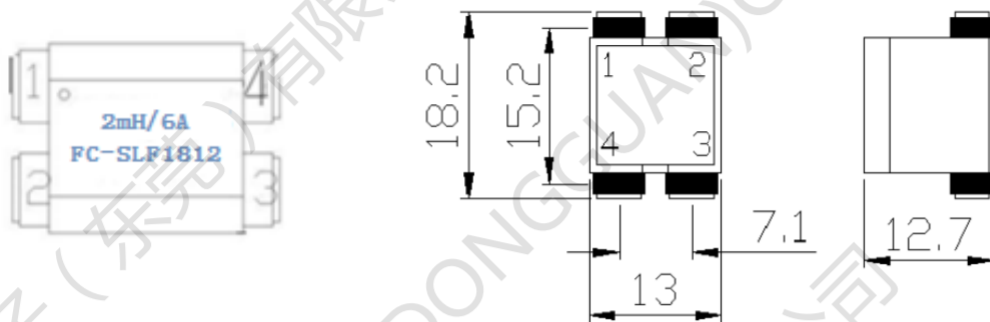
IEC1007 《Transformer and inductors for use in electronic and telecommunication equipment—Measuring methods and test procedures》

(ROHS or other environmental request)

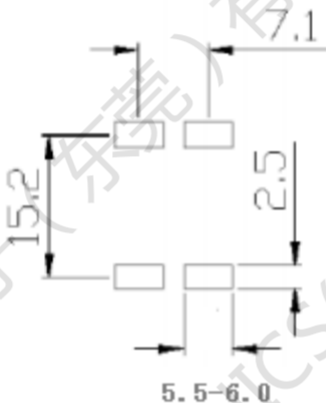
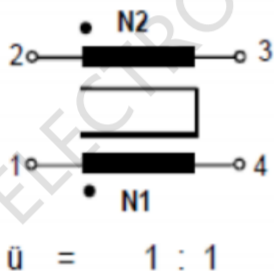


Prepad <i>zhangli</i>	Checd <i>Wu-pen</i>	Approd <i>David-yuan</i>
------------------------------	----------------------------	---------------------------------

1. Appearance and Dimensions(mm)



2. Schematic:



3. Notes: /备注:

1. 线圈绕完线后要求无各种物理伤害。
2. 绕制要求紧密，均匀平整。
3. 靠近PIN1 脚骨架上打点标识。
4. 磁芯与磁芯之间要求灌封。
5. 针脚平贴共面度为0.15mm 最大， 量产要求全检。


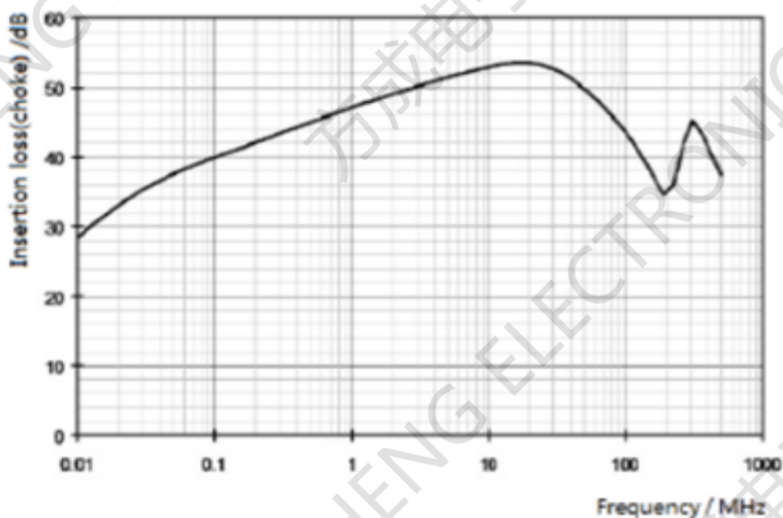


Prepad <i>zhangli</i>	Checd <i>Wu-pen</i>	Approd <i>David-yuan</i>
------------------------------	----------------------------	---------------------------------

4. Electrical Characteristics:

NO	名称	测量端	测量值	测试条件	测试仪器
1	电感量	L(1-4) (2-3)	2.0mH+50%/-30%	10kHz, 0.3V SER 25°C	WK6420
2	电感量	L(1-4) (2-3)	576uH±30%	100kHz, 0.3V SER 25°C	WK6420
3	抗电强度	N1 对 N2	无拉弧, 不击穿	DC 0.5KV, 5mA, 10S	U9051A
4	直流电阻	R(1-4) (2-3)	10.0mΩ Max	25°C	TH2512B
5	匝比极性	N1:N2	6:6	20KHZ, 1V	WK6420
6	阻抗	Z(1-4) (2-3)	100 Ω MIN	10kHz, 0.3V SER 25°C	WK6420
		Z(1-4) (2-3)	350 Ω MIN	100kHz, 0.3V SER 25°C	WK6420
8	工作电流	I(1-4) (2-3)	6.0A/45°C MAX	10kHz, 0.3V SER 25°	WK6420

Typical Characteristics:



本产品符合RoHS 2.0 (2011/65/EU)

Prepad <i>zhangli</i>	Checd <i>W-pen</i>	Approd <i>David-yuan</i>
--------------------------	-----------------------	-----------------------------

Customer:

made : 方成电子 (东莞) 有限公司

Part Number: FC-SLF1812-202Y/6A

Page: 6 ----- 8

6. Reliability and test condition:

Test item	test condition	Remark
Cold Operating Test	GB2423. 1 Ad	
Heat Operating Test	GB2423. 2 Bd	
Cold Storage Test	GB2423. 1 Ab	
Heat Storage Test	GB2423. 2 Bb	
Steady Damp Heat Test	GB2423. 3 Cb	
Circular Damp Heat Test	GB2423. 4 Db	
Temperature Cycling Test	GB2423. 22 Nb	
Temperature Shock Test	GB2423. 22 Na	
Vibration Test	GB2423. 10~15 Fc, Fdb	
Mechanical Shock Test(Bump)	GB2423. 5 Eb	
Free Fall Test	GB2423. 8 Ed	
Solderability	GJB360A-96	
High Temperature Step Stress Test	Enhancement Test Specifications	
Low Temperature Step Stress Test		
High-speed Thermal Cycling		
Limit Vibration		
Composite Stress		
Highly-Accelerated Temperature and Humidity Stress Test (HAST) (

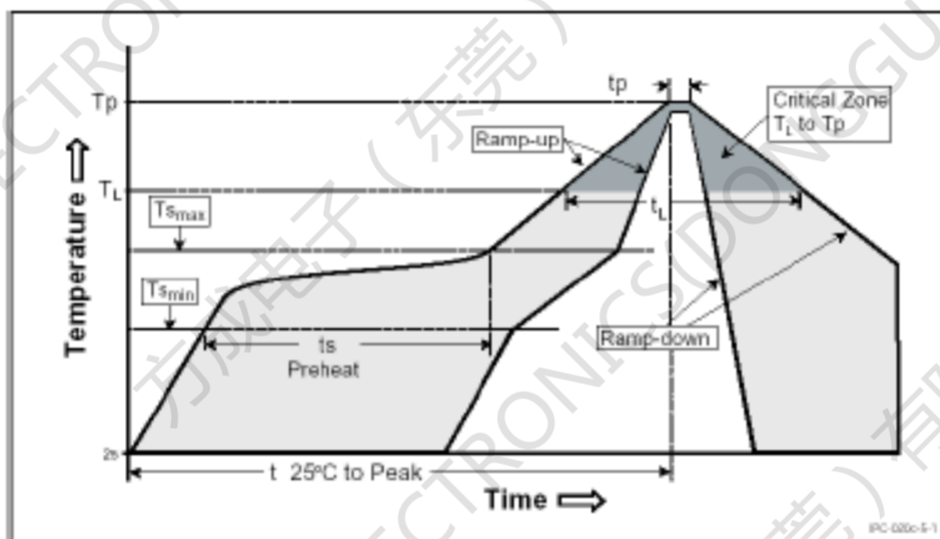


Prepad <i>zhangli</i>	Checd <i>Wu-pen</i>	Approd <i>David-yuan</i>
--------------------------	------------------------	-----------------------------

7. Soldering Specification: 元器件的推荐焊接方式是回流焊

Profile Feature	Sn-Pb Eutectic Assembly	Pb-Free Assembly
Average Ramp-Up Rate ($T_{S_{max}}$ to T_p)	3 °C/second max.	3° C/second max.
Preheat - Temperature Min ($T_{S_{min}}$) - Temperature Max ($T_{S_{max}}$) - Time ($t_{S_{min}}$ to $t_{S_{max}}$)	100 °C 150 °C 60-120 seconds	150 °C 200 °C 60-180 seconds
Time maintained above: - Temperature (T_L) - Time (t_L)	183 °C 60-150 seconds	217 °C 60-150 seconds
Peak/Classification Temperature (T_p)	See Table 4.1	See Table 4.2
Time within 5 °C of actual Peak Temperature (t_p)	10-30 seconds	20-40 seconds
Ramp-Down Rate	6 °C/second max.	6 °C/second max.
Time 25 °C to Peak Temperature	6 minutes max.	8 minutes max.

Note 1: All temperatures refer to top side of the package, measured on the package body surface.



Package Thickness	Volume mm ³ <350	Volume mm ³ 350 - 2000	Volume mm ³ >2000
<1.6 mm	260 +0 °C *	260 +0 °C *	260 +0 °C *
1.6 mm - 2.5 mm	260 +0 °C *	250 +0 °C *	245 +0 °C *
≥2.5 mm	250 +0 °C *	245 +0 °C *	245 +0 °C *

* Tolerance: The device manufacturer/supplier shall assure process compatibility up to and including the stated classification temperature (this means Peak reflow temperature +0 °C. For example 260 °C+0°C) at the rated MSL level.

7.1 高温耐热性: 在260°C的熔融钎料中, 停留时间不少于10秒, 无质量问题。

7.2 返修温度和时间温度: 350度; 时间: 不少于5秒。

7.3 焊接次数: 元器件能承受的焊接次数不少于5次

Prepad <i>zhangli</i>	Checkd <i>Wu-pen</i>	Approd <i>David-yuan</i>
--------------------------	-------------------------	-----------------------------

Customer:

made : 方成电子(东莞)有限公司

Part Number: FC-SLF1812-202Y/6A

Page: 8 ----- 8

8.1 包装:

- 1) 包装箱上应标明产品型号、名称、数量、出厂日期、承制方名称及出厂检验章;
- 2) 货物运达客户方后, 包装箱封条应完好, 箱体无破损、开裂等现象;
- 3) 电感用木箱或其他材料包装, 方便拆卸, 四周用软性材料填充;

数量: 200PCS/R , 产品 1 脚朝向带孔方

8.2 外观:

- 1) 产品应有合格证和耐擦防水洗标签, 应注明型号、规格;
- 2) 产品外观整洁, 应无破损、划伤;



8.3 检验:

- 1) 产品生产中必须全数进行电气性能, 抗电强度检测; 箱内应有 100%电气性能合格保证书或检测报告;
- 2) 产品出货前按批次, 必须根据承认书按国家行业标准进行抽样检验, 合格后出具出厂检验报告, 记录抽样测试数据, 在每批次包装尾箱中放置一份; 检验报告须注明 100%耐压测试合格。注: 批次按定单号发货为准

Prepad <i>zhangli</i>	Checd <i>Wu-pen</i>	Approd <i>David-yuan</i>
--------------------------	------------------------	-----------------------------